

Please contact Invacare EU Export Customer Services on :-  
**Tel : +33 247 626980 ; Email : serviceclient\_export@invacare.com**  
 Or visit our website : [www.invacare.eu.com](http://www.invacare.eu.com)



## Invacare® Kompas®

Folding electric wheelchair with rear wheel drive for indoor use



Date :

Purchase order:

Customer code :







Dealer stamp :



**Description :**

- Penny&Giles VR2 50A programmable electronics with fixed reversible joystick support
- Speed 6,4 km/h
- 1 x 11.4 Ah battery as standard, range up to 12 km - approved for air transport (18 km with 17.1 Ah battery as accessory)
- 8" black pneumatic rear wheels, 7" black pneumatic front wheels
- Overall width: 590 mm
- Seat width 460 mm, adjustable to 480 mm
- Armrests can be lifted and adjusted in width: +10 mm on each side, in height (+15 mm), and in depth (+30 mm)
- Seat depth of 420 mm
- Backrest adjustable in angle: +5
- Tension adjustable backrest and nylon fabric, padded
- Backrest height: 390 mm

- Nylon seat cover, padded
- Height adjustable footplate (3 positions, UL 415 mm to 465 mm)
- Chair weight: 23.4 kg without batteries
- Belt and storage basket included
- 2 year warranty excluding batteries and wearing parts.

CODE	Quantity	DESCRIPTION	EUROS	
<b>Invacare® Kompas - AA1</b>				
1662630		Invacare® Kompas® - 6,4 km/h, Color Grey Reversible right/left hand controller	3 306,11	
<b>Invacare® Kompas Accessories</b>				
1675730		Pantograph, Left Side	90,05	
1675731		Pantograph, Right Side	90,05	
1662979		Large 17.1 Ah battery - Range up to 18 km	426,54	
1627256		Invacare® Classic® Visco seat cushion 455 x 400 mm	67,50	
Consider Bodypoint positioning accessories: belts, harnesses, ankle supports. 				
<b>RAMPS</b>				
1440530	<input type="checkbox"/>	<b>Fiberglass Folding Mono Ramp</b> Folded dimensions: 2000 x 230 mm 16.3 kg - maximum capacity: 300 kg	1 787,68	 1440530
1654128	<input type="checkbox"/>	<b>Basic ramp 2 telescopic parts</b> in aluminum and non-slip coating. Folded dimensions: 1210 x 194 mm. 8.8 kg per pair - maximum capacity: 270 kg	298,58	 165412
1654129	<input type="checkbox"/>	<b>Quick2go Compact 3-part aluminum telescopic ramp</b> with non-slip coating Folded dimensions: 870 x 237 mm 13.6 kg per pair - maximum capacity: 260 kg	559,24	 165412
1654130	<input type="checkbox"/>	<b>Aluminium folding mono ramp</b> Folded dimensions: 1824 x 714 mm 13.9 kg - maximum capacity: 300 kg	317,54	 1654130