

Rea® Azalea® Minor

Please contact Invacare EU Export Customer Services on :-
 Tel : +33 247 626980 ; Email : serviceclient_export@invacare.com
 Or visit our website : www.invacare.eu.com



Rea® Azalea® Minor

Folding Frame Steel Manual Wheelchair - For Smaller Users



Description:

- Seat tilt with maintenance of the center of gravity and the correct position of the legrests: +1°/+24° and of the backrest: 0°/30° by pneumatic cylinders.
- Width-adjustable legrests.
- Heel straps. - Frame colour: Pearl gray (RAL 0515).
- Weight: from 32 kg.
- Maximum user weight: 75 kg.
- 2-year warranty period excluding wear parts



Date :

Purchase Order :

Customer Code :

Distributor Stamp :



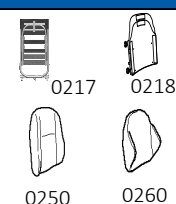
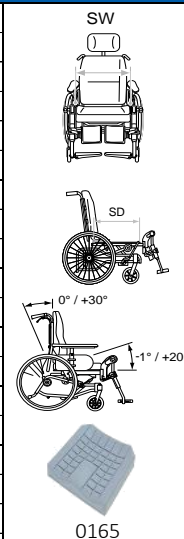
Invacare Unique Customization Service






Please make your selection with a cross in the box

◆ Standard feature

○ Free of charge option

CODE		DESCRIPTION	NC : Non Compatible NC : 9999 = not compatible with the reference 9999	Euros	
BNC0014	<input type="checkbox"/>	Rea® Azalea® Minor for adults		1 900,47	
BNC0014	<input type="checkbox"/>	Rea® Azalea® Minor for young children from 18 months		1 900,47	
PROPULSION TYPE					
BNC0025	<input type="checkbox"/>	SELF PROPELLED: 24" / 22" WHEELS WITH USER BRAKES	NC : 1074, 1076	◆	
BNC0030	<input type="checkbox"/>	SELF- AND ASSISTANT PROPELLED: 24" / 22" WHEELS WITH HUB BRAKES	NC : 1072, 1074, 1095	213,27	
SEAT					
SEAT WIDTH					
BNC0038	<input type="checkbox"/>	340 mm - Adjustable from 340 to 390 mm		◆	
Seat width pre-adjustment					
BNC0065	<input type="checkbox"/>	Supplied with adjustment + 50 mm (i.e. 390 mm)		○	
Seat depth (SD)					
BNC0095	<input type="checkbox"/>	Adjustable from 380 to 450 mm		◆	
SEAT HEIGHT					
BNC0110	<input type="checkbox"/>	400 mm	NC : 0476, 1062	○	
BNC0120	<input type="checkbox"/>	450mm	NC : 1055	◆	
SEAT ANGLE					
BNC0127	<input type="checkbox"/>	NEGATIVE SEAT ANGLE -1 TO +23° (STD +1 TO +24°)		○	
SEAT TYPE					
BNC0130	<input type="checkbox"/>	DEPTH ADJUSTABLE		◆	
SEAT CUSHION					
BNC0165	<input type="checkbox"/>	CUSHION FLOSHAPE		◆	
SEAT UPHOLSTERY					
BNC0191	<input type="checkbox"/>	BLACK PLUSH TR35		79,62	
BNC0201	<input type="checkbox"/>	BLACK PU TR26		◆	
BNC0202	<input type="checkbox"/>	BLACK SPACER TR36		○	
BACKREST					
BACKREST TYPE					
BNC0217	<input type="checkbox"/>	FLEX 2 BACKREST (TENSION ADJ. AZALEA MINOR)		○	
BNC0218	<input type="checkbox"/>	FLEX 2 BACKREST (FIXED, AZALEA MINOR)		◆	
BACKREST COVER/ CUSHION					
BNC0250	<input type="checkbox"/>	CUSHION, LAGUNA (LATERAL SUPPORT)		◆	
BNC0260	<input type="checkbox"/>	CUSHION, MISTRAL 2 (WAIST SUPPORT)	NC : 0322	146,92	
BACKREST UPHOLSTERY					
BNC0311	<input type="checkbox"/>	BLACK PLUSH TR35		79,62	
BNC0321	<input type="checkbox"/>	BLACK PU TR26		◆	
BNC0322	<input type="checkbox"/>	BLACK SPACER TR36		○	



PUSHHANDLES						
BNC0340	<input type="checkbox"/>	PUSH HANDLES BRACED		◆	 0340	
BNC0345	<input type="checkbox"/>	PUSH BAR ANGLE ADJUSTABLE		145,97		
SEAT TILT AND BACKREST REGULATION TYPE					 0345	
BNC0350	<input type="checkbox"/>	ASSISTANT OPERATED GAS PISTON SEAT AND BACKREST TILT.		◆		
BNC1263	<input type="checkbox"/>	TILT LOCK (LOCKING OF PRE-SET ANGLE)		◆		
LEGRESTS / FOOTRESTS						
LEGRESTS / HANGERS ADJUSTMENT						
BNC0378	<input type="checkbox"/>	Support for 85° position - angulation of the legrest 10° to 85°	NC : 0390, 0410, 0440, 0460		52,13	
LEGRESTS / HANGERS LH TYPE						
BNC0380	<input type="checkbox"/>	HANGER ANGLE ADJUSTABLE LH. WITH KNEE PAD AND CALF SUPPORT	NC : 0475, 0490, 0942		◆	0380 / 0430
BNC0390	<input type="checkbox"/>	HANGER FIXED 80 DEG, SWING IN SWING OUT - ALU 2003, LH			○	
BNC0410	<input type="checkbox"/>	LEGREST AMPUTEE - ALU 2008 LH	NC : 0475, 0476, 0490, 0510, 0520, 0941, 0942		140,28	0390 / 0440
LEGRESTS / HANGERS RH TYPE						
BNC0430	<input type="checkbox"/>	HANGER ANGLE ADJUSTABLE RH. WITH KNEE PAD AND CALF SUPPORT	NC : 0475, 0550, 0942		◆	0410 / 0460
BNC0440	<input type="checkbox"/>	HANGER FIXED 80 DEG, SWING IN SWING OUT - ALU 2003, RH			○	
BNC0460	<input type="checkbox"/>	LEGREST AMPUTEE - ALU 2008 RH	NC : 0475, 0476, 0550, 0570, 0580, 0941, 0942		140,28	
FOOTRESTS						
FOOTRESTS ONE PIECE						
BNC0475	<input type="checkbox"/>	FOOTREST ONE PIECE DEPTH AND ANGLE ADJUSTABLE, NO WIDTH ADJUSTMENT - SHORT TUBE	NC : 0510, 0520, 0570, 0580, 0954, 0956		203,79	 0475 / 0476
BNC0476	<input type="checkbox"/>	FOOTREST ONE PIECE DEPTH AND ANGLE ADJUSTABLE, NO WIDTH ADJUSTMENT - LONG TUBE	NC : 0510, 0520, 0570, 0580, 0954, 0956		249,29	
FOOTRESTS LH TYPE						
BNC0490	<input type="checkbox"/>	FOOTREST LOWER PART, FIXED WITH SHORT TUBE AND HEEL STRAP, LH.			○	0510 / 0570
BNC0510	<input type="checkbox"/>	FOOTREST LOWER PART, FIXED WITH LONG TUBE AND HEEL STRAP, LH.	NC : 0954, 0956		○	
BNC0520	<input type="checkbox"/>	FOOTREST LOWER PART, DEPTH AND ANGLE ADJUSTABLE WITH LONG TUBE AND HEEL STRAP, LH			◆	0520 / 0580
FOOTRESTS RH TYPE						
BNC0550	<input type="checkbox"/>	FOOTREST LOWER PART, DEPTH AND ANGLE ADJUSTABLE WITH SHORT TUBE AND HEEL STRAP, RH			○	0520 / 0580
BNC0570	<input type="checkbox"/>	FOOTREST LOWER PART, FIXED WITH LONG TUBE AND HEEL STRAP, RH.	NC : 0954, 0956		○	
BNC0580	<input type="checkbox"/>	FOOTREST LOWER PART, DEPTH AND ANGLE ADJUSTABLE WITH LONG TUBE AND HEEL STRAP, RH			◆	
ARMRESTS (Height adjustable, Autolock attachment included)						
ARMRESTS LH TYPE						
BNC0600	<input type="checkbox"/>	STANDARD PAD, LH	NC : 1233		○	 0600 / 0630
BNC0606	<input type="checkbox"/>	CONCAVE GUTTER ADJUSTABLE IN HEIGHT AND DEPTH OVE 70 MM WITHOUT TOOLS (COMPATIBLE WITH SHELF)	NC : 1233		113,17	
BNC0610	<input type="checkbox"/>	PADDED, LH.	NC : 0680, 0690, 1230, 1231, 1233		◆	0610 / 0640
BNC0615	<input type="checkbox"/>	HEMIPLEGIC ARMRESTS, LH.	NC : 1230, 1231, 1233, 1240, 1245		113,17	
BNC0620	<input type="checkbox"/>	WITHOUT ARMREST, LH	NC : 0680, 0690, 1230, 1231, 1240, 1245		○	
ARMRESTS RH TYPE						
BNC0630	<input type="checkbox"/>	STANDARD PAD, RH	NC : 1232		○	0615 / 0645
BNC0636	<input type="checkbox"/>	CONCAVE GUTTER ADJUSTABLE IN HEIGHT AND DEPTH OVE 70 MM WITHOUT TOOLS (COMPATIBLE WITH SHELF)	NC : 1233		113,17	
BNC0640	<input type="checkbox"/>	PADDED, RH.	NC : 0680, 0690, 1230, 1231, 1232, 1240, 1245		◆	0615 / 0645
BNC0645	<input type="checkbox"/>	HEMIPLEGIC ARMRESTS, RH.	NC : 1230, 1240, 1245		113,17	
BNC0650	<input type="checkbox"/>	WITHOUT ARMREST, RH	NC : 0680, 0690, 1230, 1231, 1240, 1245		○	

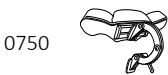
SEATING OPTIONS				
ARMREST OPTIONS				
BNC0680	<input type="checkbox"/>	SIDE SUPPORT COVER		69,19
BNC0690	<input type="checkbox"/>	CUSHION TO SIDE REST COVER	ONLY WITH 0680	15,17
SEAT OPTIONS				
BNC0710	<input type="checkbox"/>	INCONTINENCE COVER		41,71
BNC0720	<input type="checkbox"/>	ABDUCTION CUSHION		246,45
BACKREST OPTIONS				
BNC0730	<input type="checkbox"/>	HEADREST, SIDEWISE ADJUSTABLE	NC : 0742, 0744, 0746, 0750, 0770	○
BNC0750	<input type="checkbox"/>	HEADREST WITH CHEEK SUPPORT, SIDEWISE ADJUSTABLE	NC : 0740, 0742, 0744, 0746, 0770, 0780	225,59
BNC0740	<input type="checkbox"/>	COVER FOR HEADREST		54,03
BNC0770	<input type="checkbox"/>	NECKREST		◆
BNC0782	<input type="checkbox"/>	UNIVERSAL HEAD/NECKREST HOLDER		69,19
BNC0790	<input type="checkbox"/>	HANDLES CLINIC KIT FOR HEAD-/NECKREST		29,38
TRUNK SUPPORT LH				
BNC0800	<input type="checkbox"/>	TRUNK SUPPORT MULTI ADJUSTABLE WITH STANDARD ARM (LH)		174,41
BNC0880	<input type="checkbox"/>	TRUNK SUPPORT SWINGAWAY (LH)		157,35
TRUNK SUPPORT RH				
BNC0810	<input type="checkbox"/>	TRUNK SUPPORT MULTI ADJUSTABLE WITH STANDARD ARM (RH)		174,41
BNC0890	<input type="checkbox"/>	TRUNK SUPPORT SWINGAWAY (RH)		157,35
BACKREST OPTIONS (Following)				
BNC0915	<input type="checkbox"/>	TILT SCALE, BACKREST RECLINE		67,30
BNC0920	<input type="checkbox"/>	WEDGES (ONE PAIR)		16,11
BNC0954	<input type="checkbox"/>	Bodypoint Open Buckle Ankle Supports, Side Adjustable, Medium (pair) - Comes loose with bindings		170,62
BNC0956	<input type="checkbox"/>	Bodypoint ankle braces open with buckle, adjustable on the side, Small (pair) - delivered loose with bindings		161,14
LEGREST OPTIONS				
BNC0941	<input type="checkbox"/>	COVER FOOTPLATE		102,37
BNC0942	<input type="checkbox"/>	CALF STRAP PADDED		119,43
CHASSIS				
CHASSIS COLOUR				
BNC0944	<input type="checkbox"/>	PEARL GREY		◆
BNC0946	<input type="checkbox"/>	AZURITE		○
BNC0947	<input type="checkbox"/>	SAND		○
BNC0948	<input type="checkbox"/>	ELECTRIC GREEN		○
BNC0949	<input type="checkbox"/>	HAPPY RED		○
CASTOR ATTACHMENT TYPE				
BNC0960	<input type="checkbox"/>	Fixed		◆
FRONT CASTORS				
BNC0982	<input type="checkbox"/>	5,5"x1.3/4" - 140X40 BLACK MEDIUM HARD		36,02
BNC0992	<input type="checkbox"/>	6"x1.1/4" - 150X30 BLACK MEDIUM HARD		◆
REAR WHEELS				
REAR WHEELS SIZE				
BNC1055	<input type="checkbox"/>	22" / 560 MM - QR REAR WHEEL ATTACHMENT		○
BNC1062	<input type="checkbox"/>	24" / 600 MM - QR REAR WHEEL ATTACHMENT		◆
REAR WHEELS TYPE				
BNC1072	<input type="checkbox"/>	STANDARD (BLACK HUB, COLORLESS RIM & ZINC PLATTED SPOKES)	NC : 1120	◆
BNC1074	<input type="checkbox"/>	REINFORCED (COLORLESS HUB, CLEAR ANODIZED RIM & STAINLESS STEEL SPOKES)		○
BNC1076	<input type="checkbox"/>	DRUM BRAKE (22/24" : COLORLESS HUB, CLEAR ANODIZED RIM & STAINLESS STEEL SPOKES / 16" : BLACK PLASTIC HUB & RIM)	NC : 1086	○
TYRE TYPE				
BNC1082	<input type="checkbox"/>	PNEUMATIC PROFILED BLACK 1" 3/8		○
BNC1086	<input type="checkbox"/>	PNEUMATIC LOW PROFILE BLACK 1"		○
BNC1092	<input type="checkbox"/>	TYRES SOLID BLACK 1" 3/8		◆



0720



0730



0750



0770



0782



0800 / 0810



0880 / 0890



0954/0956













0944 0946



0947 0948



0949

HANDRIM TYPE			
BNC1100	<input type="checkbox"/>	ALUMINUM	◆
BNC1120	<input type="checkbox"/>	PLASTIC COATED	200,00
WHEEL OPTIONS			
SPOKEGUARD			
BNC1160	<input type="checkbox"/>	FROST	219,91
SAFETY			
BNC1170	<input type="checkbox"/>	USER MANOUEVERED TYRE BRAKES	◆
BNC1200	<input type="checkbox"/>	PELVIC BELT - PLASTIC BUCKLE	73,93  1200
POSITIONING OPTIONS			
<i>Think about Bodypoint positioning accessories: belts, harnesses, ankle supports.</i>			
OPTIONS			
TABLE TRAY			
BNC1230	<input type="checkbox"/>	TABLE TRAY INCL MOUNTING KIT	NC : 1237 72,83 
BNC1231	<input type="checkbox"/>	TABLE TRAY INCL MOUNTING KIT, WITH ELBOW PADS	NC : 1237 154,50 1230 1231
BNC1232	<input type="checkbox"/>	HALF TABLE TRAY, CLEAR, FLIP UP, LH (ARMREST WITH STRAIGHT NARROW PAD INCL.)	NC : 1235 72,83  1232 / 1233
BNC1233	<input type="checkbox"/>	HALF TABLE TRAY, CLEAR, FLIP UP, RH (ARMREST WITH STRAIGHT NARROW PAD INCL.)	NC : 1235 72,83
BNC1240	<input type="checkbox"/>	SWING AWAY TABLE	NC : 1235, 1237 300,47 
TABLE TRAY CUSHION			
BNC1235	<input type="checkbox"/>	TABLE TRAY CUSHION	104,27
BNC1237	<input type="checkbox"/>	PADDING	90,05 1237 1240
OTHER OPTIONS			
BNC1300	<input type="checkbox"/>	HARNESS ATTACHMENT	78,67  1300
BNC1310	<input type="checkbox"/>	ATTACHMENT WHEN USING THE PELVIC BELT FOR	28,44
RAMPS			
1440530	<input type="checkbox"/>	Fiberglass Folding Mono Ramp Folded dimensions: 2000 x 230 mm 16.3 kg - maximum capacity: 300 kg	1 787,68  1440530
1654128	<input type="checkbox"/>	Basic ramp 2 telescopic parts in aluminum and non-slip coating. Folded dimensions: 1210 x 194 mm. 8.8 kg per pair - maximum capacity: 270 kg	402,84  1654128
1654129	<input type="checkbox"/>	Quick2go Compact 3-part aluminum telescopic ramp with non-slip coating Folded dimensions: 870 x 237 mm 13.6 kg per pair - maximum capacity: 260 kg	805,69  1654129
1654130	<input type="checkbox"/>	Aluminium folding mono ramp Folded dimensions: 1824 x 714 mm 13.9 kg - maximum capacity: 300 kg	426,54  1654130