

Rea® Dahlia® 45° Assist

Please contact Invacare EU Export Customer Services on :-
 Tel : +33 247 626980 ; Email : serviceclient_export@invacare.com
 Or visit our website : www.invacare.eu.com



Yes, you can.®

Rea® Dahlia® 45° Assist Folding Frame Steel Manual Wheelchair



Description:

- Reclining seat up to 45° *
- Backrest adjustable in angle or tilting from 0° to 30° *
- Reduced overall width: Seat width +160 mm with 16" wheels.
- Wheelbase adjustable over 90 mm
- delivered in rearward position.
- Weight: from 35kg.
- Max user weight: 135 kg.
- 2-year warranty period excluding wear parts
- * see table at the end of order form.

Date :

Purchase Order :

Customer Code :


Distributor Stamp:



Invacare Unique Customization Service
 Please specify the quote or special production number:

- Please make your selection with a cross in the box Standard feature Free of charge option

CODE	DESCRIPTION	NC : Non Compatible NC : 9999 = not compatible with the reference 9999	Euros	
BXD0010	<input type="checkbox"/> Rea® Dahlia® 45° Assist		2445,50	
SEAT DIMENSIONS				
SEAT WIDTH				
BXD0050	<input type="checkbox"/> 390 MM (SMALL CHASSIS)	NC : 1770		<input type="radio"/>
BXD0060	<input type="checkbox"/> 440 MM (MEDIUM CHASSIS)			<input type="radio"/>
BXD0070	<input type="checkbox"/> 490 MM (LARGE CHASSIS)			<input type="radio"/>
SEAT WIDTH EXTENSION (PRE ADJUSTMENT)				
BXD0080	<input type="checkbox"/> Delivered with adjustment + 50 mm			<input type="radio"/>
BXD0090	<input type="checkbox"/> Delivered with adjustment + 100 mm			<input type="radio"/>
BXD0100	<input type="checkbox"/> Delivered without pre-adjustment	NC : 0420, 0430		<input checked="" type="radio"/>
SEAT DEPTH				
BXD0110	<input type="checkbox"/> 430-500 MM			<input checked="" type="radio"/>
SEAT HEIGHT				
BXD0120	<input type="checkbox"/> 350 MM/ 14"; (20" AND 16")	NC : 0630, 0770, 0810, 0850, 1435, 1455, 1465, 1475, 1770		<input type="radio"/>
BXD0130	<input type="checkbox"/> 380 MM/ 15"; (22", 20" AND 16")	NC : 0630, 0770, 0810, 0850, 1435, 1465, 1475, 1770		<input checked="" type="radio"/>
BXD0170	<input type="checkbox"/> 480 MM/ 19"; (24" AND 16")			<input type="radio"/>
BXD0180	<input type="checkbox"/> 500 MM/ 20": (16")	NC : 1435		<input type="radio"/>
SEAT CUSHION				
BXD0220	<input type="checkbox"/> CUSHION MISTRAL 2 LAYER	NC : 0290, 0305	-76,78	
BXD0230	<input type="checkbox"/> CUSHION FLOSHAPE		-76,78	
BXD0240	<input type="checkbox"/> CUSHION MATRX CONTOUR VISCO NG	NC : 0290; 0300, 0305		<input checked="" type="radio"/>
SEAT UPHOLSTERY				
BXD0290	<input type="checkbox"/> BLACK PLUSH TR35			<input type="radio"/>
BXD0300	<input type="checkbox"/> BLACK PU TR26 - MUTLI STRETCH PU COATED FABRIC			<input checked="" type="radio"/>
BXD0305	<input type="checkbox"/> BLACK SPACER TR36			<input type="radio"/>
BACKREST JOINT POSITION				
Extension width between back tube				
BXD0330	<input type="checkbox"/> + 50 MM	NC : 0430		<input type="radio"/>
BXD0340	<input type="checkbox"/> WITHOUT BACKREST JOINT WIDTH EXTENSION			<input checked="" type="radio"/>
BACKREST TYPE				
BXD0370	<input type="checkbox"/> LAGUNA 2 BACKREST PLATE	NC : 0420, 0430, 0450, 0470, 0480, 0515		<input type="radio"/>
BXD0390	<input type="checkbox"/> FLEX 3 BACKREST, FIXED PLATE (WIDTH ADJUSTABLE)	NC : 0450, 0515		<input type="radio"/>
BXD0400	<input type="checkbox"/> FLEX 3 BACKREST, TENSION ADJUSTABLE (WIDTH ADJUSTABLE)	NC : 0430		<input checked="" type="radio"/>
BACKREST FLEX 3 ADJUSTMENT				
BXD0420	<input type="checkbox"/> FLEX 3 + 50 MM			<input type="radio"/>
BXD0430	<input type="checkbox"/> FLEX 3 + 100 MM			<input type="radio"/>
BXD0440	<input type="checkbox"/> WITHOUT BACKREST WIDTH EXTENSION			<input checked="" type="radio"/>



0230



0240



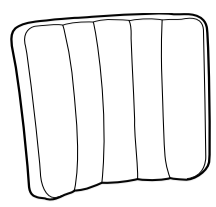
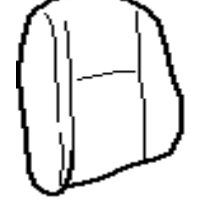

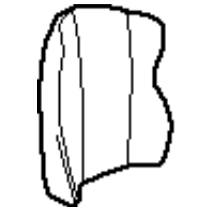

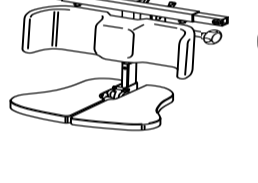
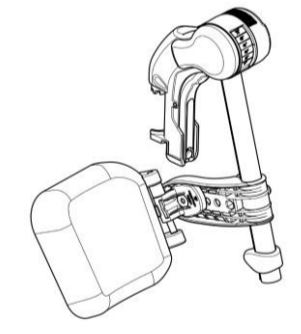
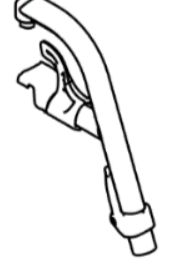
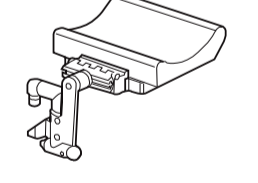

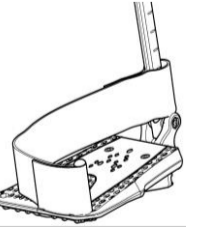
0370




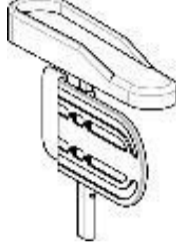

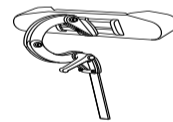
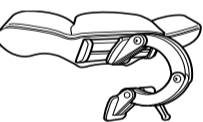

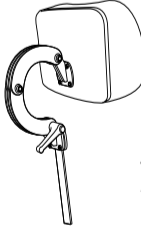
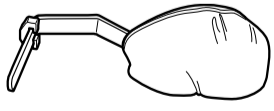
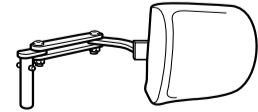





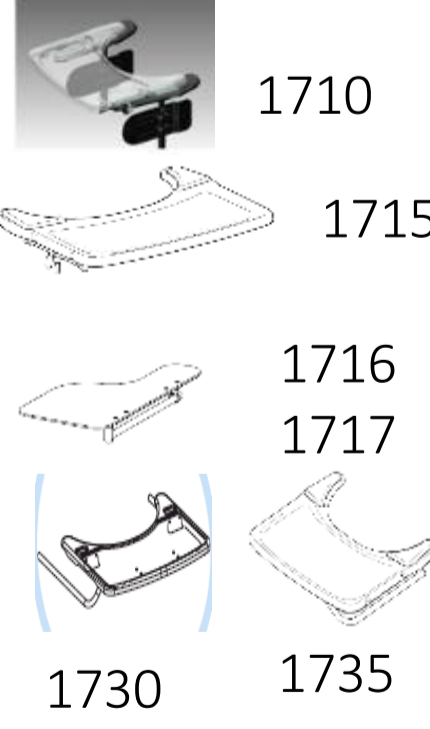

0390



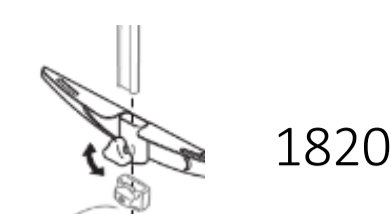
0400

BACKREST COVER/ CUSHION					
BXD0450	<input type="checkbox"/>	COVER, LATERAL - BACKREST UPHOLSTERY MANDATORY		◆	 0450  0460  0470  0480
BXD0460	<input type="checkbox"/>	CUSHION, LAGUNA (LATERAL SUPPORT) - BACKREST UPHOLSTERY MANDATORY	NC : 0515	○	
BXD0470	<input type="checkbox"/>	CUSHION, MISTRAL 2 (WAIST SUPPORT) - BACKREST UPHOLSTERY MANDATORY	NC : 0515, 0535	○	
BXD0480	<input type="checkbox"/>	CUSHION, PASSAD 2 (SHOULDER SUPPORT) - BACKREST UPHOLSTERY MANDATORY	NC : 0515	○	
EXTRA LARGE BACKREST COVER/BACKREST CUSHION					
BXD0515	<input type="checkbox"/>	XL BACKREST COVER/BACKREST CUSHION		○	
BACKREST UPHOLSTERY					
BXD0520	<input type="checkbox"/>	BLACK PLUSH TR35		○	
BXD0530	<input type="checkbox"/>	BLACK PU TR26 - MUTLI STRETCH PU COATED FABRIC		◆	
BXD0535	<input type="checkbox"/>	BLACK SPACER TR36		○	
PUSHHANDLES					
BXD0540	<input type="checkbox"/>	ANGLE ADJUSTABLE PUSHBAR		145,97	 0540
BXD0550 BXD0560	<input type="checkbox"/>	Height adjustable and removable push handles		◆	
SEATING					
SEAT TILT TYPE					
BXD0580	<input type="checkbox"/>	ASSISTANT HAND OPERATED GAS PISTON FOR SEAT TILT - BACKREST RECLINE MANDATORY		◆	
BXD0595	<input type="checkbox"/>	ELECTRIC BY REMOTE CONTROL - COMPLIES WITH EN 12184 : 2014	NC : 0600, 0620, 0630, 1770, 1860	995,26	
BACKREST RECLINE OPERATION TYPE					
BXD0600	<input type="checkbox"/>	ASSISTANT OPERATED GAS PISTON FOR BACKREST RECLINE		◆	
BXD0620	<input type="checkbox"/>	FIXED BACKREST ANGLE (BARREL SCREW)		○	
LEGRESTS / FOOTRESTS					
CENTRAL LEGRESTS TYPE					
BXD0630	<input type="checkbox"/>	CENTRAL LEGREST, INCL CALFPAD AND FOOTREST.	NC : 0640, 0650, 0655, 0660, 0670, 0690, 0710, 0720, 0740, 0760, 0770, 0790, 0810, 0830, 0850, 1000, 1300, 1310, 1311, 1312, 1313	900,47	 0630
LEGRESTS / HANGERS ADJUSTMENT					
BXD0640	<input type="checkbox"/>	LOW POSITION, STANDARD		◆	
BXD0650	<input type="checkbox"/>	HIGH POSITION FOR LONGER LEGS, 50 MM HIGHER		109,00	
BXD0655	<input type="checkbox"/>	90° HANGER ATTACHMENT	NC : 0670, 0690, 0720, 0740	52,13	 0670 0720
LEGRESTS / HANGERS LH TYPE					
BXD0660	<input type="checkbox"/>	HANGER ANGLE ADJUSTABLE - LH. WITH KNEE PAD AND CALF SUPPORT	NC : 0760, 0790, 1290	100,03	
BXD0670	<input type="checkbox"/>	HANGER FIXED 80 DEG, SWING IN SWING OUT - ALU 2003, LH		◆	 0660 0710
BXD0690	<input type="checkbox"/>	LEGREST AMPUTEE	NC : 0760, 0770, 0790, 0810, 1290, 1300, 1310	140,28	
LEGRESTS / HANGERS RH TYPE					
BXD0710	<input type="checkbox"/>	HANGER ANGLE ADJUSTABLE - RH. WITH KNEE PAD AND CALF SUPPORT	NC : 0760, 0830, 1290	100,03	 0690
BXD0720	<input type="checkbox"/>	HANGER FIXED 80 DEG, SWING IN SWING OUT - ALU 2003, RH		◆	
BXD0740	<input type="checkbox"/>	LEGREST AMPUTEE	NC : 0760, 0770, 0830, 0850, 1290, 1300, 1310	140,28	
FOOTRESTS					
FOOTRESTS ONE PIECE					
BXD0760	<input type="checkbox"/>	FOOTREST ONE PIECE DEPTH AND ANGLE ADJUSTABLE SHORT TUBE.	NC : 0630, 0660, 0690, 0710, 0740, 0790, 0830, 1311, 1312, 1313	202,84	 0770
BXD0770	<input type="checkbox"/>	FOOTREST ONE PIECE DEPTH AND ANGLE ADJUSTABLE LONG TUBE.	NC : 0790, 0810, 0830, 0850, 1311, 1312, 1313	202,84	
FOOTRESTS LH TYPE					
BXD0790	<input type="checkbox"/>	FOOTREST LOWER PART, DEPTH AND ANGLE ADJUSTABLE WITH SHORT TUBE AND HEEL STRAP, LH	NC : 0660, 0690, 0760, 0770	○	 0810 / 0850
BXD0810	<input type="checkbox"/>	FOOTREST LOWER PART, DEPTH AND ANGLE ADJUSTABLE WITH LONG TUBE AND HEEL STRAP, LH	NC : 1290	◆	

FOOTRESTS RH TYPE				
BXD0830	<input type="checkbox"/>	FOOTREST LOWER PART, DEPTH AND ANGLE ADJUSTABLE WITH SHORT TUBE AND HEEL STRAP, RH	NC : 0710, 0740, 0760, 0770	○
BXD0850	<input type="checkbox"/>	FOOTREST LOWER PART, DEPTH AND ANGLE ADJUSTABLE WITH LONG TUBE AND HEEL STRAP, RH	NC : 1290	◆
0810 / 0850 				
ARMRESTS (Height adjustable, Autolock attachment included)				
ARMRESTS LH TYPE				
BXD0860	<input type="checkbox"/>	STRAIGHT NARROW PAD, LH	NC: 1717	○
BXD0870	<input type="checkbox"/>	STANDARD PAD, LH	NC : 0985, 1717	◆
BXD0875	<input type="checkbox"/>	HIGH ARMREST (+55MM), STANDARD PAD, LH	NC : 0985, 1717	36,02
BXD0890	<input type="checkbox"/>	HEMIPLEGIC ARMRESTS, LH.	NC : 0980, 0985, 1710, 1715, 1717, 1720, 1730, 1735, 1740	54,43
BXD0910	<input type="checkbox"/>	WITHOUT ARMREST, LH	NC : 0985, 1710, 1715, 1720, 1730, 1735, 1740	○
0860  0870  0890 				
ARMRESTS RH TYPE				
BXD0920	<input type="checkbox"/>	STRAIGHT NARROW PAD, RH	NC : 1716	○
BXD0930	<input type="checkbox"/>	STANDARD PAD, RH	NC : 0985, 1716	◆
BXD0935	<input type="checkbox"/>	HIGH ARMREST (+55MM), STANDARD PAD, RH	NC : 0985, 1716	36,02
BXD0950	<input type="checkbox"/>	HEMIPLEGIC ARMRESTS, RH	NC : 0980, 0985, 1710, 1715, 1716, 1720, 1730, 1735, 1740	54,43
BXD0970	<input type="checkbox"/>	WITHOUT ARMREST, RH	NC : 0985, 1710, 1715, 1720, 1730, 1735, 1740	○
SEATING OPTIONS				
ARMREST OPTIONS				
BXD0980	<input type="checkbox"/>	PAD, SIDE REST		33,18
BXD0985	<input type="checkbox"/>	PADDED ARMPAD COVER, BLACK PLUSH TR35	NC : 1710, 1715, 1716, 1717, 1720, 1725, 1730, 1735, 1740	41,71
SEAT OPTIONS				
BXD0990	<input type="checkbox"/>	INCONTINENCE COVER		33,18
BXD1000	<input type="checkbox"/>	ABDUCTION CUSHION	NC : 1020	246,45
BXD1010	<input type="checkbox"/>	SEAT PLATE EXTENSION IN WIDTH, FORWARD, REAR OR ASSYMETRIC (AS KIT, TWO UNITS OF PLATES)		83,41
BXD1020	<input type="checkbox"/>	2 CM SEAT HEIGHT INCREASED SEAT PLATE		94,79
1000 				
BACKREST OPTIONS				
BXD1040	<input type="checkbox"/>	HEADREST, SIDEWISE ADJUSTABLE	NC : 1047, 1060, 1070	◆
BXD1060	<input type="checkbox"/>	HEADREST WITH CHEEK SUPPORT, SIDEWISE ADJUSTABLE	NC : 1047, 1050, 1070	225,59
BXD1041	<input type="checkbox"/>	MATRX ELAN STANDARD PAD (254 mm / 10")	NC : 1050, 1070	218,01
BXD1046	<input type="checkbox"/>	MATRX ELAN 4-POINT PAD (280W x 254H mm / 11"W x 10"H)	NC : 1050, 1070	408,53
BXD1047	<input type="checkbox"/>	MATRX ELAN HARDWARE		201,90
BXD1050	<input type="checkbox"/>	COVER FOR HEADREST	NC : 1060	47,39
BXD1070	<input type="checkbox"/>	NECKREST		○
BXD1090	<input type="checkbox"/>	HANDLES CLINIC KIT FOR HEAD-/NECKREST		29,38
1040  1060  1041/1047  1070 				
TRUNK SUPPORT LH				
BXD1100	<input type="checkbox"/>	TRUNK SUPPORT MULTI ADJUSTABLE WITH STANDARD ARM		168,72
BXD1180	<input type="checkbox"/>	TRUNK SUPPORT SWINGAWAY		152,61
1100 / 1110 				
TRUNK SUPPORT RH				
BXD1110	<input type="checkbox"/>	TRUNK SUPPORT MULTI ADJUSTABLE WITH STANDARD ARM (RH)		168,72
BXD1190	<input type="checkbox"/>	TRUNK SUPPORT SWINGAWAY (RH)		152,61
1180 / 1190 				

OTHERS BACKREST OPTIONS				
BXD1240	<input type="checkbox"/>	WEDGES (ONE PAIR)		○
BXD1260	<input type="checkbox"/>	TILT SCALE, BACKREST RECLINE		16,11
LEGREST OPTIONS				
BXD1290	<input type="checkbox"/>	CALF STRAP (FOR FOOTREST ONE PIECE)		87,20
BXD1300	<input type="checkbox"/>	FOOT PLATE PADDING		103,32
BXD1310	<input type="checkbox"/>	CALF STRAP PADDED		126,07
BXA1311	<input type="checkbox"/>	BODYPOINT ANKLE HUGGERS LARGE	MOUNTING KIT INCLUDED	170,62
BXA1312	<input type="checkbox"/>	BODYPOINT ANKLE HUGGERS MEDIUM	MOUNTING KIT INCLUDED	170,62
BXA1313	<input type="checkbox"/>	BODYPOINT ANKLE HUGGERS SMALL	MOUNTING KIT INCLUDED	161,14
1311 / 1312 / 1313				
CHASSIS				
COLOUR STRAPS CHASSIS				
BXD1320	<input type="checkbox"/>	BLUE		◆
BXD1330	<input type="checkbox"/>	SILVER		○
BXD1340	<input type="checkbox"/>	RED		○
BXD1350	<input type="checkbox"/>	CHAMPAGNE		○
BXD1360	<input type="checkbox"/>	PETROLIUM GREEN		○
BXD1365	<input type="checkbox"/>	WITHOUT COLOUR STRAPS		○
				
CASTOR ATTACHMENT TYPE				
BXD1370	<input type="checkbox"/>	FIXED		◆
BXD1380	<input type="checkbox"/>	QR		75,83
FRONT CASTORS				
BXD1395	<input type="checkbox"/>	4"x1" - 100X27 BLACK SOFTROLL		○
BXD1400	<input type="checkbox"/>	5"x1" - 125X27 BLACK MEDIUM HARD		◆
BXD1435	<input type="checkbox"/>	6" x 1.1/4" - 150X30 BLACK MEDIUM HARD		○
BXD1455	<input type="checkbox"/>	8" x 1.1/4" - 200X30 BLACK SOLID TYRE		○
BXD1465	<input type="checkbox"/>	8" x 1.1/4" - 200X32 PNEUMATIC BLACK		○
BXD1475	<input type="checkbox"/>	8" x 2" - 200X45 BLACK SOLID TYRE		126,07
REAR WHEELS SIZE				
REAR WHEELS SIZE				
BXD1505	<input type="checkbox"/>	16" / 405 MM - FIXED ATTACHMENT		◆
REAR WHEELS TYPE				
BXD1546	<input type="checkbox"/>	DRUM BRAKE (22/24" : COLORLESS HUB, CLEAR ANODIZED RIM & STAINLESS STEEL SPOKES / 16" : BLACK PLASTIC HUB & RIM)		◆
TYRE TYPE				
BXD1585	<input type="checkbox"/>	TYRES SOLID BLACK 1" 3/8		◆
SAFETY				
BXD1680	<input type="checkbox"/>	USER OPERATED TYRE BRAKES		203,79
BXD1690	<input type="checkbox"/>	PELVIC BELT - PLASTIC BUCKLE		◆
BXA1691	<input type="checkbox"/>	BODYPOINT 2 POINT CENTER-PULL PUSH-BUTTON MEDIUM		120,38
BXA1692	<input type="checkbox"/>	BODYPOINT 2 POINT CENTER-PULL PUSH-BUTTON LARGE		127,01
BXA1693	<input type="checkbox"/>	BODYPOINT 4 POINT CENTER-PULL PUSH-BUTTON MEDIUM		134,60
BXA1694	<input type="checkbox"/>	BODYPOINT 4 POINT CENTER-PULL PUSH-BUTTON LARGE		142,18
BXA1696	<input type="checkbox"/>	BODYPOINT PIVOTFIT HARNESS MEDIUM	ONLY WITH ELITE E2 /ELITE DEEP E2 BACKS OR WITH HEADREST / NECKREST	220,85
BXA1697	<input type="checkbox"/>	BODYPOINT PIVOTFIT HARNESS LARGE	ONLY WITH ELITE E2 /ELITE DEEP E2 BACKS OR WITH HEADREST /NECKREST	227,49
				
POSITIONING OPTION				
<i>Think of Bodypoint positioning accessories: belts, harnesses, ankle supports.</i>				
				
OPTIONS				
TABLE TRAY				
BXD1710	<input type="checkbox"/>	TABLE TRAY INCL MOUNTING KIT	NC : 1725	72,82
BXD1715	<input type="checkbox"/>	TABLE TRAY WITH ELBOW PADS	NC : 1725	154,50
BXD1716	<input type="checkbox"/>	HALF TABLE TRAY, CLEAR, FLIP UP, LH (ARMREST WITH STRAIGHT NARROW PAD INCL.)	NC : 1720	72,82
BXD1717	<input type="checkbox"/>	HALF TABLE TRAY, CLEAR, FLIP UP, RH (ARMREST WITH STRAIGHT NARROW PAD INCL.)	NC : 1720	72,82
BXD1730	<input type="checkbox"/>	SWING AWAY TABLE	NC : 1740	300,47
BXD1735	<input type="checkbox"/>	SWING AWAY TABLE WITH ELBOW PADS	NC : 1740	348,82
				
TABLE TRAY CUSHION				
BXD1720	<input type="checkbox"/>	TABLE CUSHION	NC : 1730, 1735	119,43
BXD1725	<input type="checkbox"/>	PADDING	NC : 1730, 1735	103,32
				

OTHERS OPTIONS			
BXD1740	<input type="checkbox"/>	LOCKING DEVICE FOR TABLE TRAY	59,72
BXD1820	<input type="checkbox"/>	HARNESS ATTACHMENT BACKREST, UPPER	78,67
BXD1830	<input type="checkbox"/>	KERB LEVER	NC : 1860 75,83
BXD1850	<input type="checkbox"/>	TRANSPORTATION BRACKETS FOR OCCUPIED AND NON OCCUPIED TRANSPORT	52,13
BXD1860	<input type="checkbox"/>	VENTILATOR TRAY	599,05
BXD1880	<input type="checkbox"/>	DRIP STAND	105,21
BXD1890	<input type="checkbox"/>	RESTRICTOR KIT	○



COMPATIBILITY CHART: Seat height / rear wheel size / seat tilt

REDA Dahlia 45°				
	Seat Height	Rear wheel size	Seat tilt as delivered	Backrest recline as delivered
350mm		16"	45	30
		20"	30	30
380mm		16"	45	30
		20"	45	10
		22"	30	30
400mm		20"	45	30
430mm		20"	45	30
		22"	45	30
450mm		22"	45	30
		24"	45	30
480mm		16"	45	30
		24"	45	30
500mm		16"	45	30


RAMPS			
1440530	<input type="checkbox"/>	Fiberglass Folding Mono Ramp Folded dimensions: 2000 x 230 mm 16.3 kg - maximum capacity: 300 kg	1 787,68
1654128	<input type="checkbox"/>	Basic ramp 2 telescopic parts in aluminum and non-slip coating. Folded dimensions: 1210 x 194 mm. 8.8 kg per pair - maximum capacity: 270 kg	402,84
1654129	<input type="checkbox"/>	Quick2go Compact 3-part aluminum telescopic ramp with non-slip coating Folded dimensions: 870 x 237 mm 13.6 kg per pair - maximum capacity: 260 kg	805,69
1654130	<input type="checkbox"/>	Aluminium folding mono ramp Folded dimensions: 1824 x 714 mm 13.9 kg - maximum capacity: 300 kg	426,54




1440530



1654128



1654129



1654130