

Please contact Invacare EU Export Customer Services on :-  
**Tel : +33 247 626980; Email : serviceclient\_export@invacare.com**  
 Or visit our website : www.invacare.eu.com



## Rea® Azalea® Assist

Manual folding steel chair



**Description:**

- Drum brakes.
- Seat tilt (+1°/24°) and backrest (0°/30°) by pneumatic cylinders. - Width-adjustable stems.
- Heel straps.
- Frame colour: Pearl gray (RAL 0515).
- Weight: from 34 kg.
- Maximum user weight: 135 kg.
- 2-year warranty period excluding wear parts



Date :

Purchase Order :

Customer Code :

Distributor Stamp :



Invacare Unique Customization Service  
 Please specify the quote or special production number:

Please make your selection with a cross in the box      ◆ Standard feature      ○ Free of charge option

CODE	DESCRIPTION	NC : Non Compatible NC : 9999 = not compatible with the reference 9999	Euros
BNB0012	<input type="checkbox"/> Rea® Azalea® Assist		1 151,08
<b>SEAT</b>			
<b>SEAT WIDTH</b>			
BNB0040	<input type="checkbox"/> 390 MM ( SMALL CHASSIS)	NC : 0244, 0245, 0246, 0247	○
BNB0050	<input type="checkbox"/> 440 MM ( MEDIUM CHASSIS)	NC : 0241, 0242, 0246, 0247	○
BNB0060	<input type="checkbox"/> 490 MM ( LARGE CHASSIS)	NC : 0206, 0241, 0242, 0243, 0244	○
<b>SEAT WIDTH EXTENSION (PRE ADJUSTMENT)</b>			
BNB0065	<input type="checkbox"/> + 50 MM		○
BNB0075	<input type="checkbox"/> + 100 MM		○
<b>SEAT DEPTH</b>			
BNB0100	<input type="checkbox"/> 430-500 MM		◆
<b>SEAT HEIGHT</b>			
BNB0110	<input type="checkbox"/> 400 mm	NC : 0370, 0476, 1015, 1022, 1025, 1266, 1268	○
BNB0120	<input type="checkbox"/> 450 mm		◆
<b>SEAT ANGLE</b>			
BNB0127	<input type="checkbox"/> NEGATIVE SEAT ANGLE -1 TO +23° (STD +1 TO +24°)		○
<b>SEAT TYPE</b>			
BNB0130	<input type="checkbox"/> DEPTH ADJUSTABLE		◆
BNB0140	<input type="checkbox"/> SLIDING SEAT	NC : 0720	337,44
<b>SEAT CUSHION</b>			
BNB0164	<input type="checkbox"/> CUSHION MATRX CONTOUR VISCO NG	NC : 0191, 0201, 0202	76,78
BNB0165	<input type="checkbox"/> CUSHION FLOSHAPE		◆
BNB0167	<input type="checkbox"/> CUSHION VICAIR ADJUSTER O2 (10 cm)	NC : 0191, 0201, 0202, 1225	574,84
BNB0175	<input type="checkbox"/> CUSHION MISTRAL 2-LAYER	NC : 0191, 0201, 0202	○
BNB0179	<input type="checkbox"/> CUSHION VICAIR VECTOR O2 100 mm	NC : 0191, 0201, 0202, 1225	718,85
<b>SEAT UPHOLSTERY</b>			
BNB0191	<input type="checkbox"/> BLACK PLUSH TR35		79,62
BNB0201	<input type="checkbox"/> BLACK PU TR26 - MUTLI STRETCH PU COATED FABRIC		◆
BNB0202	<input type="checkbox"/> BLACK SPACER TR36		○



0140



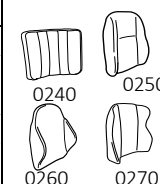

0164




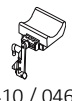




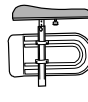



0165




BACKREST			
<b>BACKREST WIDTH EXTENSION (PRE ADJUSTMENT)</b>			
BNB0205	<input type="checkbox"/> + 50 MM		○
BNB0206	<input type="checkbox"/> + 100 MM	NC : 0220	○
BNB0207	<input type="checkbox"/> WITHOUT BACKREST WIDTH EXTENSION		◆
<b>BACKREST TYPE</b>			
BNB0210	<input type="checkbox"/> FLEX 3 BACKREST, FIXED PLATE (WIDTH ADJUSTABLE)	NC : 0235, 0240, 0241 to 0247, 0341, 0343, 0905	○
BNB0215	<input type="checkbox"/> BACKREST, PLATE "LAGUNA 2"	NC : 0235, 0240, 0241 to 0247, 0260, 0270, 0335, 0343, 0905	◆
BNB0220	<input type="checkbox"/> FLEX 3 BACKREST, TENSION ADJUSTABLE (WIDTH ADJUSTABLE)	NC : 0235, 0241 to 0247, 0341, 0343	○
BNB0221	<input type="checkbox"/> MATRX ELITE E2, (INCL. HARDWARE MOUNTED TO FRAME, BACKREST SUPPLIED IN BOX) - BACKREST HEIGHT MATRX BACKRESTS MANDATORY	NC : 0240, 0250, 0260, 0270, 0311, 0321, 0322, 0335, 0341, 0800, 0810, 0880, 0890, 0905, 0920	717,98
BNB0223	<input type="checkbox"/> MATRX ELITE DEEP E2, (INCL. HARDWARE MOUNTED TO FRAME, BACKREST SUPPLIED IN BOX) - BACKREST HEIGHT MATRX BACKRESTS MANDATORY	NC : 0240, 0250, 0260, 0270, 0311, 0321, 0322, 0335, 0341, 0800, 0810, 0880, 0890, 0905, 0920	717,98
BNB0225	<input type="checkbox"/> MATRX POSTURE BACK, (INCL. HARDWARE MOUNTED TO FRAME, BACKREST SUPPLIED IN BOX) - BACKREST HEIGHT MATRX BACKRESTS MANDATORY	NC : 0235, 0240, 0241 to 0247, 0250, 0260, 0270, 0311, 0321, 0322, 0335, 0341, 0800, 0810, 0880, 0890, 0905, 0920	717,98
<b>BACKREST HEIGHT MATRX BACKRESTS</b>			
BNA0233	<input type="checkbox"/> MATRX HEIGHT 41 CM		○
BNB0235	<input type="checkbox"/> MATRX HEIGHT 46 CM		○
BNA0234	<input type="checkbox"/> MATRX HEIGHT 51 CM		○
<b>Matrx backrest width</b>			
BNB0241	<input type="checkbox"/> 360 mm - indicative bust 265 mm		○
BNB0242	<input type="checkbox"/> 380 mm - indicative bust 290 mm		○
BNB0243	<input type="checkbox"/> 410 mm - indicative bust 315 mm		○
BNB0244	<input type="checkbox"/> 430 mm - indicative bust 340 mm		○
BNB0245	<input type="checkbox"/> 460 mm - indicative bust 370 mm		○
BNB0246	<input type="checkbox"/> 480 mm - indicative bust 390 mm		○
BNB0247	<input type="checkbox"/> 510 mm - indicative bust 420 mm		○
<b>BACKREST COVER/ CUSHION</b>			
BNB0240	<input type="checkbox"/> COVER, LATERAL		○
BNB0250	<input type="checkbox"/> CUSHION, LAGUNA (LATERAL SUPPORT)	NC : 0905	◆
BNB0260	<input type="checkbox"/> CUSHION, MISTRAL 2 (WAIST SUPPORT)	NC : 0322, 0905	146,92
BNB0270	<input type="checkbox"/> CUSHION, PASSAD 2 (SHOULDER SUPPORT)	NC : 0905	217,06
BNB0276	<input type="checkbox"/> VICAIR MULTIFONCTION BACK	NC : 0305, 0311, 0321, 0322, 1225	640,48
BNB0277	<input type="checkbox"/> VICAIR FLEX BACK	NC : 0305, 0311, 0321, 0322, 1225	776,36
<b>BACKREST UPHOLSTERY</b>			
BNB0311	<input type="checkbox"/> BLACK PLUSH TR35		79,62
BNB0321	<input type="checkbox"/> BLACK PU TR26 - MUTLI STRETCH PU COATED FABRIC		◆
BNB0322	<input type="checkbox"/> BLACK SPACER TR36		○
<b>PUSHHANDLES</b>			
BNB0335	<input type="checkbox"/> HEIGHT ADJUSTABLE AND REMOVABLE PUSHHANDLES		◆
BNB0341	<input type="checkbox"/> HEIGHT ADJUSTABLE AND REMOVABLE PUSHHANDLES		◆
BNA0345	<input type="checkbox"/> ANGLE ADJUSTABLE PUSHBAR	NC : 1266, 1268	145,97
<b>SEAT TILT AND BACKREST REGULATION TYPE</b>			
BNB0350	<input type="checkbox"/> ASSISTANT OPERATED GAS PISTON SEAT AND BACKREST TILT.		◆
BNB1263	<input type="checkbox"/> TILT LOCK (LOCKING OF PRE-SET ANGLE)		◆



LEGRESTS / FOOTRESTS					
<b>CENTRAL LEGRESTS TYPE</b>					
BNB0370	<input type="checkbox"/>	CENTRAL LEGREST, INCL CALFPAD AND FOOTREST.	NC : 0376, 0378, 0380, 0390, 0410, 0430, 0440, 0460, 0476, 0520, 0580, 0720, 0941, 0942, 0952, 0954, 0956	900,47	 0370
<b>LEGRESTS / HANGERS ADJUSTMENT</b>					
BNB0375	<input type="checkbox"/>	LOW POSITION, STANDARD		◆	 0380 / 0430
BNB0376	<input type="checkbox"/>	HIGH POSITION FOR LONGER LEGS		109,00	
BNB0378	<input type="checkbox"/>	90° HANGER ATTACHMENT	NC : 0390, 0410, 0440, 0460, 0510	52,13	
<b>LEGRESTS / HANGERS LH TYPE</b>					
BNB0380	<input type="checkbox"/>	HANGER ANGLE ADJUSTABLE LH. WITH KNEE PAD AND CALF SUPPORT	NC : 0475, 0490, 0942	100,03	 0390 / 0440
BNB0390	<input type="checkbox"/>	HANGER FIXED 80 DEG, SWING IN SWING OUT - ALU 2003, LH		◆	
BNB0410	<input type="checkbox"/>	LEGREST AMPUTEE	NC : 0475, 0476, 0520, 0941, 0942	140,28	
<b>LEGRESTS / HANGERS RH TYPE</b>					
BNB0430	<input type="checkbox"/>	HANGER ANGLE ADJUSTABLE RH. WITH KNEE PAD AND CALF SUPPORT	NC : 0475, 0550, 0942	100,03	 0410 / 0460
BNB0440	<input type="checkbox"/>	HANGER FIXED 80 DEG, SWING IN SWING OUT - ALU 2003, RH		◆	
BNB0460	<input type="checkbox"/>	LEGREST AMPUTEE	NC : 0475, 0476, 0550, 0570, 0580, 0941, 0942	140,28	
<b>FOOTRESTS</b>					
<b>FOOTRESTS ONE PIECE</b>					
BNB0475	<input type="checkbox"/>	FOOTREST ONE PIECE DEPTH AND ANGLE ADJUSTABLE, NO WIDTH ADJUSTMENT - SHORT TUBE	NC: 0490, 0510, 0520, 0550, 0570, 0580, 0952, 0954, 0956	202,84	 0475 / 0476
BNB0476	<input type="checkbox"/>	FOOTREST ONE PIECE DEPTH AND ANGLE ADJUSTABLE, NO WIDTH ADJUSTMENT - LONG TUBE	NC: 0490, 0510, 0520, 0550, 0570, 0580, 0952, 0954, 0956	249,29	
<b>FOOTRESTS LH TYPE</b>					
BNB0490	<input type="checkbox"/>	FOOTREST LOWER PART, DEPTH AND ANGLE ADJUSTABLE WITH SHORT TUBE AND HEEL STRAP, LH		○	 0510 / 0570
BNB0510	<input type="checkbox"/>	FOOTREST LOWER PART, FIXED WITH LONG TUBE AND HEEL STRAP, LH.	NC : 0952, 0954, 0956	○	
BNB0520	<input type="checkbox"/>	FOOTREST LOWER PART, DEPTH AND ANGLE ADJUSTABLE WITH LONG TUBE AND HEEL STRAP, LH		◆	 0520 / 0580
<b>FOOTRESTS RH TYPE</b>					
BNB0550	<input type="checkbox"/>	FOOTREST LOWER PART, DEPTH AND ANGLE ADJUSTABLE WITH SHORT TUBE AND HEEL STRAP, RH		○	 0520 / 0580
BNB0570	<input type="checkbox"/>	FOOTREST LOWER PART, FIXED WITH LONG TUBE AND HEEL STRAP, RH.	NC : 0952, 0954, 0956	○	
BNB0580	<input type="checkbox"/>	FOOTREST LOWER PART, DEPTH AND ANGLE ADJUSTABLE WITH LONG TUBE AND HEEL STRAP, RH		◆	
<b>ARMRESTS (Height adjustable, Autolock attachment included)</b>					
<b>ARMRESTS LH TYPE</b>					
BNB0600	<input type="checkbox"/>	STANDARD PAD, LH	NC : 1232	○	 0600 / 0630
BNB0605	<input type="checkbox"/>	WIDE PAD, LH	NC : 1232	○	
BNB0606	<input type="checkbox"/>	CONCAVE GUTTER ADJUSTABLE IN HEIGHT AND DEPTH OVE 70 MM WITHOUT TOOLS (COMPATIBLE WITH SHELF)	NC : 1232	◆	 0610 / 0640
BNB0610	<input type="checkbox"/>	PADDED, LH.	NC : 0680, 0690, 1230, 1231, 1233, 1250	○	
BNB0615	<input type="checkbox"/>	HEMIPLEGIC ARMRESTS, LH.	NC : 1230, 1231, 1233, 1240, 1245, 1250	○	
BNB0620	<input type="checkbox"/>	WITHOUT ARMREST, LH	NC : 0690, 1230, 1231, 1240, 1245, 1250	○	








ARMRESTS RH TYPE				
BNB0630	<input type="checkbox"/>	STANDARD PAD, RH	NC : 1233	○
BNB0635	<input type="checkbox"/>	WIDE PAD, RH	NC : 1233	○
BNB0636	<input type="checkbox"/>	CONCAVE GUTTER ADJUSTABLE IN HEIGHT AND DEPTH OVE 70 MM WITHOUT TOOLS (COMPATIBLE WITH SHELF)	NC : 1232	◆
BNB0640	<input type="checkbox"/>	PADDED, RH.	NC : 0680, 0690, 1230, 1231, 1232, 1250	○
BNB0645	<input type="checkbox"/>	HEMIPLEGIC ARMRESTS, RH.	NC : 1230, 1231,1232, 1240, 1245, 1250	○
BNB0650	<input type="checkbox"/>	WITHOUT ARMREST, RH	NC : 0690, 1230, 1231, 1240, 1245, 1250	○



0615 / 0645


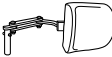
  

SEATING OPTIONS				
ARMREST OPTIONS				
BNB0680	<input type="checkbox"/>	CUSHION TO SIDE REST COVER		69,19
BNB0690	<input type="checkbox"/>	PAD, SIDE REST	Unique with 0680	15,17
SEAT OPTIONS				
BNB0710	<input type="checkbox"/>	INCONTINENCE COVER		41,71
BNB0720	<input type="checkbox"/>	ABDUCTION CUSHION		246,45
BACKREST OPTIONS				
BNB0730	<input type="checkbox"/>	HEADREST, SIDEWISE ADJUSTABLE - FIXED HARDWARE INCLUDED	NC : 0742, 0744, 0746, 0750, 0770	○
BNB0750	<input type="checkbox"/>	HEADREST WITH CHEEK SUPPORT, SIDEWISE ADJUSTABLE - FIXED HARDWARE INCLUDED	NC : 0742, 0744, 0746, 0740, 0742, 0770	225,59
BNB0731	<input type="checkbox"/>	HEADREST MATRX ELAN STANDARD PAD (254 mm/10")	NC : 0740, 0770	218,01
BNB0736	<input type="checkbox"/>	HEADREST <b>MATRX</b> ELAN 4-POINT PAD (229W x 177H mm / 9"W x 7"H)	NC : 0740, 0770	408,53
BNB0742	<input type="checkbox"/>	MATRX ELAN <b>HARDWARE</b>		201,90
BNB0740	<input type="checkbox"/>	COVER FOR HEADREST		59,72
BNB0770	<input type="checkbox"/>	NECKREST	NC : 0771	◆
BNB0782	<input type="checkbox"/>	UNIVERSAL HEAD/NECKREST HOLDER		67,30
BNB0790	<input type="checkbox"/>	HANDLES CLINIC KIT FOR HEAD-/NECKREST		28,44

 0720  
 0730  
 0750  
 0731/  
0742  
 0736  
 0770  
 0782





  


TRUNK SUPPORT LH				
BNB0800	<input type="checkbox"/>	TRUNK SUPPORT MULTI ADJUSTABLE WITH STANDARD ARM (LH)		174,41
BNB0880	<input type="checkbox"/>	TRUNK SUPPORT SWINGAWAY (LH)		156,40
TRUNK SUPPORT RH				
BNB0810	<input type="checkbox"/>	TRUNK SUPPORT MULTI ADJUSTABLE WITH STANDARD ARM (RH)		174,41
BNB0890	<input type="checkbox"/>	TRUNK SUPPORT SWINGAWAY (RH)		156,40


 0800 / 0810  
 0880 / 0890





  

BACKREST OPTIONS (Following)				
BNB0905	<input type="checkbox"/>	LATERAL POSITIONING PADS (WITH LOOP BAND BETWEEN COVER AND BACKREST UPHOLSTERY), PAIR		237,91
BNB0915	<input type="checkbox"/>	TILT SCALE, BACKREST RECLINE		67,30
BNB0920	<input type="checkbox"/>	WEDGES (ONE PAIR)		16,11
LEGREST OPTIONS				
BNB0941	<input type="checkbox"/>	COVER FOOTPLATE		101,42
BNB0942	<input type="checkbox"/>	CALF STRAP PADDED		119,43
BNB0952	<input type="checkbox"/>	BODYPOINT ANKLE HUGGERS LARGE	MOUNTING KIT INCLUDED	170,62
BNB0954	<input type="checkbox"/>	BODYPOINT ANKLE HUGGERS MEDIUM	MOUNTING KIT INCLUDED	170,62
BNB0956	<input type="checkbox"/>	BODYPOINT ANKLE HUGGERS SMALL	MOUNTING KIT INCLUDED	161,14

 0905  
 0915  
 0941  
 0952 /  
0954 /  
0956

CHASSIS				
<b>CHASSIS COLOUR</b>				
BNB0944	<input type="checkbox"/>	PEARL GREY		◆
BNB0946	<input type="checkbox"/>	AZURITE		○
BNB0947	<input type="checkbox"/>	SAND		○
BNB0948	<input type="checkbox"/>	ELECTRIC GREEN		○
BNB0949	<input type="checkbox"/>	HAPPY RED		○
<b>CHASSIS EXTENDER</b>				
BNB0950	<input type="checkbox"/>	CHASSIS EXTENDER, CASTORS 50 MM FORWARD.		87,20
<b>CASTOR ATTACHMENT TYPE</b>				
BNB0960	<input type="checkbox"/>	Fixed		◆
<b>FRONT CASTORS</b>				
BNB0982	<input type="checkbox"/>	5,5"x1.3/4" - 140X45 BLACK MEDIUM HARD		36,02
BNB0992	<input type="checkbox"/>	6"x1.1/4" - 150X30 BLACK MEDIUM HARD		58,77
BNB1015	<input type="checkbox"/>	8"x1.1/4" - 200X30 BLACK SOLID TYRE		◆
BNB1022	<input type="checkbox"/>	8"x1.1/4" - 200X32 PNEUMATIC BLACK		○
BNB1025	<input type="checkbox"/>	8"x2" - 200X45 BLACK SOLID TYRE		87,20
<b>REAR WHEELS</b>				
<b>REAR WHEELS SIZE</b>				
BNB1047	<input type="checkbox"/>	16" / 405 MM - FIXED REAR WHEEL ATTACHMENT		◆
<b>REAR WHEELS TYPE</b>				
BNB1076	<input type="checkbox"/>	DRUM BRAKE (22/24" : COLORLESS HUB, CLEAR ANODIZED RIM & STAINLESS STEEL SPOKES / 16" : BLACK PLASTIC HUB & RIM)		◆
<b>TYRE TYPE</b>				
BNB1092	<input type="checkbox"/>	TYRES SOLID BLACK 1" 3/8		◆
<b>SAFETY</b>				
BNB1170	<input type="checkbox"/>	USER MANOUEVERED TYRE BRAKES		205,69
BNB1200	<input type="checkbox"/>	PELVIC BELT - PLASTIC BUCKLE		◆
BNB1201	<input type="checkbox"/>	BODYPOINT BELT - 2 POINT CENTER-PULL PUSH-BUTTON MEDIUM		120,38
BNB1202	<input type="checkbox"/>	BODYPOINT BELT - 2 POINT CENTER-PULL PUSH-BUTTON LARGE		127,01
BNB1203	<input type="checkbox"/>	BODYPOINT BELT - 4 POINT CENTER-PULL PUSH-BUTTON MEDIUM		134,60
BNB1204	<input type="checkbox"/>	BODYPOINT BELT - 4 POINT CENTER-PULL PUSH-BUTTON LARGE		142,18
BNB1206	<input type="checkbox"/>	BODYPOINT PIVOTFIT HARNESS MEDIUM	ONLY WITH ELITE E2 /ELITE DEEP E2 BACKS OR WITH HEADREST OR NECKREST	220,85
BNB1207	<input type="checkbox"/>	BODYPOINT PIVOTFIT HARNESS LARGE	ONLY WITH ELITE E2 /ELITE DEEP E2 BACKS OR WITH HEADREST OR NECKREST	227,49
<b>POSITIONING OPTIONS</b>				
<i>Think of Bodypoint positioning accessories: belts, harnesses, ankle supports.</i>				
				
<b>OPTIONS</b>				
<b>TABLE TRAY</b>				
BNB1230	<input type="checkbox"/>	TABLE TRAY INCL MOUNTING KIT	NC : 1237	72,82
BNB1231	<input type="checkbox"/>	TABLE TRAY INCL MOUNTING KIT, WITH ELBOW PADS	NC : 1237	154,50
BNB1232	<input type="checkbox"/>	HALF TABLE TRAY, CLEAR, FLIP UP, LH (ARMREST WITH STRAIGHT NARROW PAD INCL.)	NC : 1235	72,82
BNB1233	<input type="checkbox"/>	STRAIGHT NARROW PAD INCL.)	NC : 1235	72,82
BNB1240	<input type="checkbox"/>	SWING AWAY TABLE	NC : 1235, 1237, 1250	300,47
BNB1245	<input type="checkbox"/>	SWING AWAY TABLE WITH ELBOW PADS	NC : 1235, 1237, 1250	348,82
<b>TABLE TRAY CUSHION</b>				
BNB1235	<input type="checkbox"/>	TABLE TRAY CUSHION		104,27
BNB1237	<input type="checkbox"/>	PADDING		90,05
<b>OTHER OPTIONS</b>				
BNB1250	<input type="checkbox"/>	LOCKING DEVICE FOR TABLE TRAY		59,72
BNB1266	<input type="checkbox"/>	MOUNTING BRACKET VIAMOBIL V25	NC : 1268	313,74
BNB1268	<input type="checkbox"/>	MOUNTING BRACKET VIAMOBIL PLUS		414,25
BNB1290	<input type="checkbox"/>	CLINIC KIT		60,00
BNB1300	<input type="checkbox"/>	HARNESS ATTACHMENT		78,67
BNB1305	<input type="checkbox"/>	LOCKING KIT CASTOR INCL. CAR FIXATION		336,49
BNB1310	<input type="checkbox"/>	ATTACHMENT WHEN USING THE PELVIC BELT FOR POSITIONING		28,44
BNB1320	<input type="checkbox"/>	DRIP STAND		105,21



RAMPS				
1440530	<input type="checkbox"/>	<b>Fiberglass Folding Mono Ramp</b> Folded dimensions: 2000 x 230 mm 16.3 kg - maximum capacity: 300 kg	1 787,68	 1440530
1654128	<input type="checkbox"/>	<b>Basic ramp 2 telescopic parts</b> in aluminum and non-slip coating. Folded dimensions: 1210 x 194 mm. 8.8 kg per pair - maximum capacity: 270 kg	402,84	 1654128
1654129	<input type="checkbox"/>	<b>Quick2go Compact 3-part</b> aluminum telescopic ramp with non-slip coating Folded dimensions: 870 x 237 mm 13.6 kg per pair - max. : 260 kg	805,69	 1654129
1654130	<input type="checkbox"/>	<b>Aluminium folding mono ramp</b> Folded dimensions: 1824 x 714 mm 13.9 kg - maximum capacity: 300 kg	426,54	 1654130