

# Invacare® Action®<sup>4</sup><sub>NG</sub> Dual HR™

Please contact Invacare EU Export Customer Services on :-  
Tel : +33 247 626980 ; Email : serviceclient\_export@invacare.com  
Or visit our website : www.invacare.eu.com



## Invacare® Action®<sup>4</sup><sub>NG</sub> Dual HR™

Aluminum manual wheelchair folding by double brace

*Think of the model: Action3NG Hemi with configurable and ergonomic gutter!*

Date :  
Purchase Order :  
Customer Code :  
Distributor Stamp:



**Description:**

- Propulsion and steering by quick-release double handrail: right/left reversible system with interior handrail adjustment (0 or +20 mm). 3° seat slope as standard
- Weight: from 15.4 kg
- Maximum user weight: 125 kg
- 2-year warranty period excluding wear parts



Invacare Unique Customization Service  
Please specify the quote or special production number:

- Please make your selection with a cross in the box       Standard feature       Free of charge option

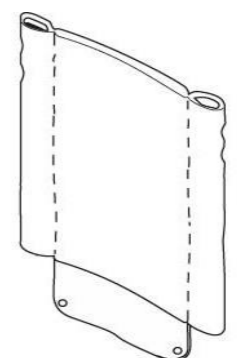
CODE	DESCRIPTION	NC : Non Compatible NC : 9999 = not compatible with the reference 9999	Euros
CKH0031	<input type="checkbox"/> Invacare®Action®4NG Dual HR - Fixed Backrest		529,85
CKH0036	<input type="checkbox"/> Invacare®Action®4NG Dual HR - Folding Backrest		572,18
CKH0041	<input type="checkbox"/> Invacare®Action®4NG Dual HR - Backrest reclining from 0° to 30° or folding and adjustable in angle		572,18
<b>If you check a Pack, do not check the options individually, Please check only one Pack at a time</b>			
CKH0050	<input type="checkbox"/> PACK 1: RECLINING (RATCHET) 0/30° BACKREST (CKA0320) + CONTOUR ADJUSTABLE (7+1 STRAPS) BI MATERIAL PADDED COVER (CKA0375)	NC : 0780, 0782, 1055, 1060	<input type="radio"/>
CKH0055	<input type="checkbox"/> PACK 2: RECLINING (RATCHET) 0/30° BACKREST (CKA0320) + ARMREST SWING AWAY DETACHABLE RH & LH (N°3) (CKA0539 & 0599)	NC : 0780, 0782, 1055, 1060, 1270, 1271, 1272, 1273	<input type="radio"/>
CKH0060	<input type="checkbox"/> PACK 3: RECLINING (RATCHET) 0/30° BACKREST (CKA0320) + CONTOUR ADJUSTABLE (7+1 STRAPS) BI MATERIAL PADDED COVER (CKA0375) + ARMREST SWING AWAY DETACHABLE RH & LH (N°3) (CKA0539 & 0599)	NC : 0780, 0782, 1055, 1060, 1270, 1271, 1272, 1273	110,90
<b>PROPULSION TYPE</b>			
CKH0113	<input type="checkbox"/> DUAL HANDRIM RIGHT HAND PROPULSION (NEW DHR SYSTEM ), QR AXLE	NC : 0555, 1160	257,09
CKH0114	<input type="checkbox"/> DUAL HANDRIM LEFT HAND PROPULSION (NEW DHR SYSTEM), QR AXLE	NC : 0615, 1150	257,09
<b>SEAT</b>			
<b>SEAT WIDTH</b>			
CKH0120	<input type="checkbox"/> 380 mm	NC : 0201, 0420+0470, 0656, 0664	<input type="radio"/>
CKH0130	<input type="checkbox"/> 405 mm	NC : 0201,0420+0470	<input type="radio"/>
CKH0140	<input type="checkbox"/> 430 mm	NC : 0657	<input checked="" type="checkbox"/>
CKH0150	<input type="checkbox"/> 455 mm	NC : 0657	<input type="radio"/>
CKH0160	<input type="checkbox"/> 480 mm	NC : 0657, 0663	<input type="radio"/>
CKH0162	<input type="checkbox"/> 505 mm	NC : 0657, 0663, 0664, 0665	<input type="radio"/>
<b>SEAT DEPTH</b>			
CKH0180	<input type="checkbox"/> 400 mm	NC : 0702, 0703	<input checked="" type="checkbox"/>
CKH0190	<input type="checkbox"/> 450 mm	NC : 0657, 0701, 0703	<input type="radio"/>
CKH0195	<input type="checkbox"/> 500 mm	NC : 0260, 0295, 0657, 0661, 0663, 0664, 0665, 0681, 0701, 0702	<input type="radio"/>
CKH0200	<input type="checkbox"/> 400 TO 450 MM ADJUSTABLE SEAT DEPTH	NC : 0295, 0703	<input type="radio"/>
CKH0201	<input type="checkbox"/> 450 TO 500 MM ADJUSTABLE SEAT DEPTH	NC : 0260, 0295, 0656, 0657, 0661, 0681, 0701	<input type="radio"/>



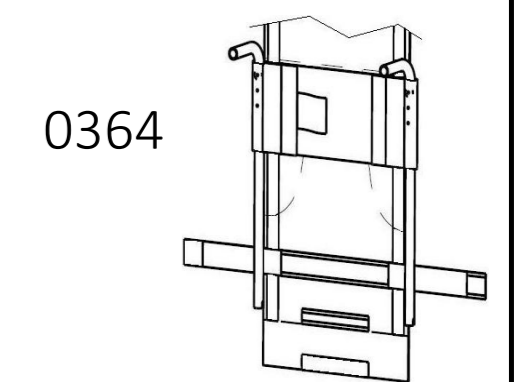
SEAT HEIGHT				
CKH0220	<input type="checkbox"/>	485 mm	NC : 0925	◆
CKH0230	<input type="checkbox"/>	485 mm		○
CKH0240	<input type="checkbox"/>	435 mm	NC : 0845, 0850, 0870	○
CKH0250	<input type="checkbox"/>	410 mm	NC : 0770, 0845, 0850, 0870, 1195, 1246	○
CKH0260	<input type="checkbox"/>	385 mm	NC : 0770, 0845, 0850, 0870, 0890, 0895, 0948, 1195, 1246	○
SEAT UPHOLSTERY TYPE				
CKH0290	<input type="checkbox"/>	NYLON WITH LOOP BANDS SEAT UPHOLSTERY		○
CKH0295	<input type="checkbox"/>	PADDED NYLON SEAT UPHOLSTERY		◆
BACKREST				
Back type - anti-tippers required with reclining backs				
CKH0300	<input type="checkbox"/>	FIXED 7° BACKREST - HEIGHT ADJUST 380 TO 460 MM (DELIVERED 380 MM)	NC : 0364, 0367, 0368, 0375, 0537, 0538, 0539, 0540, 0597, 0598, 0599, 0600, 0716, 0717, 0718, 0780, 1241	○
CKH0310	<input type="checkbox"/>	FIXED 7° BACKREST - HEIGHT ADJUST 380 TO 460 MM (DELIVERED 380 MM)	NC : 0364, 0367, 0368, 0375, 0537, 0538, 0539, 0540, 0597, 0598, 0599, 0600, 0716, 0717, 0718, 0780, 1241	294,79
CKH0311	<input type="checkbox"/>	FIXED 7° BACKREST - 2 HEIGHTS 400/430 MM (DELIV. 430 MM)	NC : 0360, 0367, 0782	◆
CKH0312	<input type="checkbox"/>	FIXED 7° BACKREST - HEIGHT 510 MM	NC : 0360, 0367	33,18
CKH0317	<input type="checkbox"/>	ANGLE ADJUSTABLE AND FOLD DOWN (-15° to + 15°) FIXED 7°, HEIGHT 350MM / 14" WITH FIXED SHORT PUSHHANDLES - HEIGHT 325-350 MM / 13"-14" SET AT	NC : 0360, 0364, 0368, 0375, 0716, 0717, 0718, 0721, 0780, 1241	456,87
CKH0318	<input type="checkbox"/>	ANGLE ADJUSTABLE AND FOLD DOWN (-15° to + 15°) FIXED 7°, HEIGHT 425MM / 17" WITH FIXED LONG PUSHHANDLES - HEIGHT 425-450 MM / 17"-18" SET AT	NC : 0360, 0364, 0368, 0375, 0716, 0717, 0718, 0721	456,87
CKH0320	<input type="checkbox"/>	RECLINING (RATCHET) 0/30° BACKREST INCL. BACKRACE & PASSIVE REAR WHEEL POS. ONLY - 3 HEIGHTS 390/410/430 MM (DELIVERED 430 MM)	NC : 0360, 0367, 0780, 0782, 1055, 1060,	◆
CKH0333	<input type="checkbox"/>	RECLINING (GAS SPRING) 0/30° BACKREST INCL. BACKRACE & PASSIVE REAR WHEEL POS. ONLY - 3 HEIGHTS 390/410/430 MM (DELIVERED 430 MM)	NC : 0360, 0367, 0780, 0782, 1055, 1060	○
CKH0334	<input type="checkbox"/>	RECLINING (GAS SPRING) 0/30° BACKREST INCL. BACKRACE & PASSIVE REAR WHEEL POS. ONLY - 3 HEIGHTS 470/490/510 MM (DELIVERED 510 MM)	NC : 0360, 0367, 0780, 0782, 1055, 1060	33,18
CKH0345	<input type="checkbox"/>	RECLINING/FOLDING (GAS SPRING) 0/30° BACKREST INCL. BACKRACE & PASSIVE REAR WHEEL POS. ONLY - 3 HEIGHTS 390/410/430 MM (DELIVERED 430 MM)	NC : 0360, 0367, 0780, 0782, 1055, 1060	○
CKH0341	<input type="checkbox"/>	FOLDING 7° BACKREST - 430 MM HEIGHT	NC : 0360, 0367, 0782	◆
CKH0342	<input type="checkbox"/>	FOLDING 7° BACKREST - 510 MM HEIGHT	NC : 0360, 0367, 0375, 0782	33,18
BACKREST UPHOLSTERY TYPE				
CKH0360	<input type="checkbox"/>	STANDARD PADDED NYLON SLING TYPE (JEMIMA)	NC : 0721	○
CKH0364	<input type="checkbox"/>	LUMBAR SUPPORT (+1 STRAP) BI MATERIAL PADDED COVER INCL. BACK POCKET		◆
CKH0367	<input type="checkbox"/>	CONTOUR ADJUSTABLE (3+1 STRAPS) BI MATERIAL PADDED COVER INCL. BACK POCKET		○
CKH0368	<input type="checkbox"/>	CONTOUR ADJUSTABLE (3+1 STRAPS) BI MATERIAL PADDED COVER INCL. BACK POCKET INCLUDING BACK BRACE	NC : 0780, 0782	33,08
CKH0375	<input type="checkbox"/>	CONTOUR ADJUSTABLE (7+1 STRAPS) BI MATERIAL PADDED COVER INCL. BACK POCKET INCLUDING BACK BRACE	NC : 0780, 0782	138,39



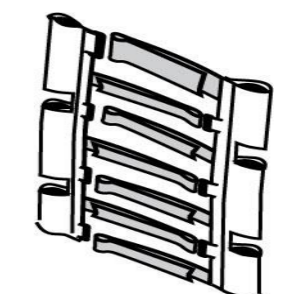
0310



0360



0364



0375

## HANGERS/FOOTPLATES


HANGERS RH TYPE				
CKH0390	<input type="checkbox"/>	80° STRAIGHT RH SWING IN/SWING OUT HANGER	NC : 0773	◆
CKH0400	<input type="checkbox"/>	ELEVATING LEGREST (0° TO 75°) RH SWING IN/SWING OUT HANGER (INCLUDING CALFPAD)	NC : 0491, 0760, 0770, 0771	73,82
CKH0420	<input type="checkbox"/>	AMPUTEE LEGREST RH	NC : 0480, 0490, 0491, 0760, 0771, 0773	140,28
HANGERS LH TYPE				
CKH0440	<input type="checkbox"/>	80° STRAIGHT LH SWING IN/SWING OUT HANGER	NC : 0773	◆
CKH0450	<input type="checkbox"/>	ELEVATING LEGREST (0° TO 75°) LH SWING IN/SWING OUT HANGER (INCLUDING CALFPAD)	NC : 0491, 0760, 0770, 0771	73,82
CKH0470	<input type="checkbox"/>	AMPUTEE LEGREST LH	NC : 0491, 0500, 0510, 0760, 0771, 0773	140,28
FOOTPLATES RH TYPE				
CKH0480	<input type="checkbox"/>	FLIP UP RH FOOTPLATE	NC : 0773	◆
CKH0490	<input type="checkbox"/>	FLIP UP DEPTH & ANGLE AJUSTABLE RH FOOTPLATE		26,43
CKH0491	<input type="checkbox"/>	FLIP UP ONE PIECE FOOTPLATE	NC : 0500, 0510, 0770, 0771, 0773	234,12
FOOTPLATES LH TYPE				
CKH0500	<input type="checkbox"/>	FLIP UP LH FOOTPLATE	NC : 0773	◆
CKH0510	<input type="checkbox"/>	FLIP UP DEPTH & ANGLE AJUSTABLE LH FOOTPLATE		26,43
ARMRESTS				
ARMRESTS RH FORM IN BLACK COLOR				
CKH0520	<input type="checkbox"/>	REMOVABLE RH "RIO" (N°1) AUTOLOCK SAFETY DEVICE INCLUDED - DESK	NC : 0593, 0595, 0596, 0597, 0598, 0599, 0600, 0603, 1270, 1271	○
CKH0530	<input type="checkbox"/>	REMOVABLE RH "RIO"(N°1) AUTOLOCK SAFETY DEVICE INCLUDED - FULL LENGTH	NC : 0593, 0595, 0596, 0597, 0598, 0599, 0600, 0603	○
CKH0531	<input type="checkbox"/>	RIO, REMOVABLE AND CONTINUOUSLY HEIGHT-ADJUSTABLE FROM 200 MM TO 280 MM - SHORT NARROW GUTTER (330 MM) WITHOUT ROTATION	NC : 0593, 0595, 0596, 0597, 0598, 0599, 0600, 1270, 1271	113,17
CKH0533	<input type="checkbox"/>	REMOVABLE RH (N°4) AUTOLOCK SAFETY DEVICE INCLUDED - DESK	NC : 0580, 0590, 0591, 0597, 0598, 0599, 0600, 0603, 1270, 1271	117,54
CKH0535	<input type="checkbox"/>	REMOVABLE AND HEIGHT ADJUSTABLE - SHORT NARROW GUTTER (330 MM) WITHOUT ROTATION	NC : 0580, 0590, 0591, 0597, 0598, 0599, 0600, 0603, 1270, 1271	113,17
CKH0536	<input type="checkbox"/>	REMOVABLE RH (N°4) AUTOLOCK SAFETY DEVICE INCLUDED - FULL LENGTH	NC : 0580, 0590, 0591, 0597, 0598, 0599, 0600, 0603, 1271	117,54
CKH0537	<input type="checkbox"/>	SWING AWAY DETACHABLE RH (N°2) - DESK	NC : 0580, 0590, 0591, 0593, 0595, 0596, 0599, 0600, 0603, 1055, 1270, 1271	◆
CKH0538	<input type="checkbox"/>	SWING AWAY DETACHABLE RH (N°2) - FULL LENGTH	NC : 0580, 0590, 0593, 0596, 0599, 0600, 1055	○
CKH0539	<input type="checkbox"/>	SWING AWAY DETACHABLE RH (N°3) - DESK	NC : 0580, 0590, 0591, 0593, 0595, 0596, 0597, 0598, 1055, 1270, 1271	117,54
CKH0540	<input type="checkbox"/>	SWING AWAY DETACHABLE RH (N°3) - FULL LENGTH	NC : 0580, 0590, 0591, 0593, 0595, 0596, 0597, 0598, 1055, 1271	117,54
CKH0543	<input type="checkbox"/>	LIFTABLE AND REMOVABLE, HEIGHT-ADJUSTABLE FROM 170 TO 295 MM - SHORT (330 MM) NON-ROTATING NARROW TROUGH WITH CLOTHES GUARD AND ERGONOMIC SUPPORT HANDLE	NC : 0580, 0590, 0591, 0593, 0595, 0596, 0597, 0598, 1055, 1271	113,17
CKH0555	<input type="checkbox"/>	REMOVABLE RH (N°4) AUTOLOCK SAFETY DEVICE INCLUDED - HEMI BLACK PU TR26	NC : 1270, 1271	113,17



0390 / 0440



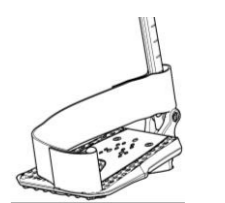
0420 / 0470



0400 / 0450



0490 / 0510



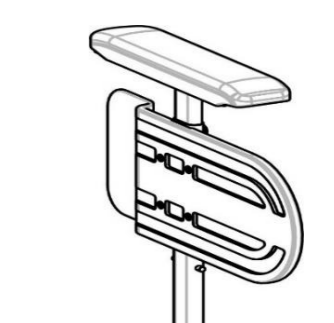
0490 / 0510



0520 / 0580



0531 / 0581



0533 / 0593



0535 / 0595



0537 / 0597



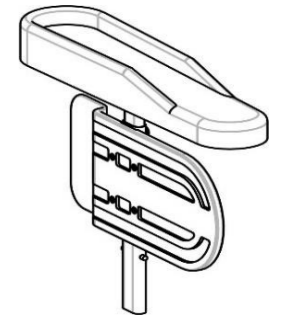
0539 / 0599



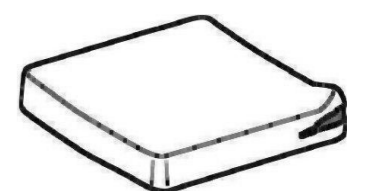
0543 / 0603

ARMRESTS LH FORM IN BLACK COLOR				
CKH0580	<input type="checkbox"/>	REMOVABLE LH "RIO" (N°1) AUTOLOCK SAFETY DEVICE INCLUDED - DESK	NC : 1270, 1272	○
CKH0590	<input type="checkbox"/>	REMOVABLE LH "RIO"(N°1) AUTOLOCK SAFETY DEVICE INCLUDED - FULL LENGTH		○
CKH0591	<input type="checkbox"/>	RIO, REMOVABLE AND CONTINUOUSLY HEIGHT-ADJUSTABLE FROM 200 MM TO 280 MM - SHORT NARROW GUTTER (330 MM) WITHOUT ROTATION	NC : 1270, 1272	113,17
CKH0593	<input type="checkbox"/>	REMOVABLE LH (N°4) AUTOLOCK SAFETY DEVICE INCLUDED - DESK	NC : 1270, 1272	117,54
CKH0596	<input type="checkbox"/>	REMOVABLE LH (N°4) AUTOLOCK SAFETY DEVICE INCLUDED - FULL LENGTH	NC : 1270, 1272	113,17
CKH0595	<input type="checkbox"/>	REMOVABLE AND HEIGHT ADJUSTABLE - SHORT NARROW GUTTER (330 MM) WITHOUT ROTATION	NC : 1272	117,54
CKH0597	<input type="checkbox"/>	SWING AWAY DETACHABLE LH (N°2) - DESK	NC : 1055, 1270, 1272	◆
CKH0598	<input type="checkbox"/>	SWING AWAY DETACHABLE LH (N°2) - FULL LENGTH	NC : 1055	○
CKH0599	<input type="checkbox"/>	SWING AWAY DETACHABLE LH (N°3) - DESK	NC : 1055, 1270, 1272	117,54
CKH0600	<input type="checkbox"/>	SWING AWAY DETACHABLE LH (N°3) - FULL LENGTH	NC : 1055, 1272	117,54
CKH0603	<input type="checkbox"/>	LIFTABLE AND REMOVABLE, HEIGHT-ADJUSTABLE FROM 170 TO 295 MM - SHORT (330 MM) NON-ROTATING NARROW TROUGH WITH CLOTHES GUARD AND ERGONOMIC SUPPORT HANDLE	NC : 1055, 1272	113,17
CKH0615	<input type="checkbox"/>	REMOVABLE LH (N°4) AUTOLOCK SAFETY DEVICE INCLUDED - HEMI BLACK PU TR26	NC : 1270, 1272	113,17
<b>SEATING OPTIONS TYPE</b>				
<b>SEAT CUSHION TYPE</b>				
CKH0654	<input type="checkbox"/>	BASIC 60 MM FOAM CUSHION	NC : 0657, 0661, 0663, 0664, 0665, 0681	66,16
CKH0657	<input type="checkbox"/>	CLASSIC VISCO CUSHION 375X 400 MM	NC : 0661, 0681, 0701, 0702, 0703	76,78
CKH0663	<input type="checkbox"/>	CLASSIC VISCO CUSHION 405 X 400 MM	NC : 0661, 0681, 0701, 0702, 0703	65,40
CKH0664	<input type="checkbox"/>	CLASSIC VISCO CUSHION 430 X 430 MM	NC : 0661, 0681, 0701, 0702, 0703	65,40
CKH0665	<input type="checkbox"/>	CLASSIC VISCO CUSHION 455 X 400 MM	NC : 0661, 0681, 0701, 0702, 0703	76,78
CKH0661	<input type="checkbox"/>	MATRX FLO-TECH IMAGE CUSHION	NC : 0681, 0703	246,45
CKH0681	<input type="checkbox"/>	MATRX CONTOUR VISCO NG CUSHION	NC : 0703	76,78
<b>SEAT CUSHION DEPTH</b>				
CKH0701	<input type="checkbox"/>	FOR 400 MM SEAT DEPTH		○
CKH0702	<input type="checkbox"/>	FOR 450 MM SEAT DEPTH		○
CKH0703	<input type="checkbox"/>	FOR 500 MM SEAT DEPTH		○
<b>OTHER SEATING OPTIONS</b>				
CKH0656	<input type="checkbox"/>	SEAT RIGIDIZER	(Mandatory: Choose a seat cushion)	◆
CKH0716	<input type="checkbox"/>	NECKREST BLACK PU TR26 (INCLUDING BACKBRACE EXCEPT FOR LAGUNA)	NC : 0717, 0718, 0780, 0782	60,10
CKH0717	<input type="checkbox"/>	HEADREST BLACK PU TR26 (INCLUDING BACKBRACE EXCEPT FOR LAGUNA)	NC : 0717, 0718, 0780, 0782	199,05
CKH0718	<input type="checkbox"/>	HEADREST WITH CHEEK SUPPORT BLACK PU TR26 (INCLUDING BACKBRACE EXCEPT FOR LAGUNA)	NC : 0780, 0782	217,06
CKH0721	<input type="checkbox"/>	LATERAL POSITIONING PADS (PAIR)		237,91
CKH0760	<input type="checkbox"/>	ADJUSTABLE CALF STRAP		10,43
CKH0770	<input type="checkbox"/>	LONGER FOOTREST TUBE (UL= 450-530 MM)	NC : 0771	17,06
CKH0771	<input type="checkbox"/>	SHORTER FOOTREST SUPPORT (PAIR) (UL= 230-430 MM)		79,62
CKH0773	<input type="checkbox"/>	FOOTPLATE PADDING		101,42
CKH0780	<input type="checkbox"/>	BACKBRACE	NC : 0782	47,39
CKH0782	<input type="checkbox"/>	FOLDABLE BACKBRACE		105,21


Only possible on the side opposite the double handrail



0555 / 0615



0654



0657 / 0663  
0664 / 0665



0661



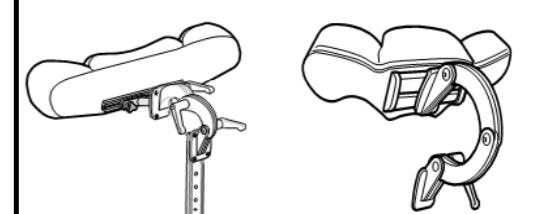
0681



0656



0716



0717



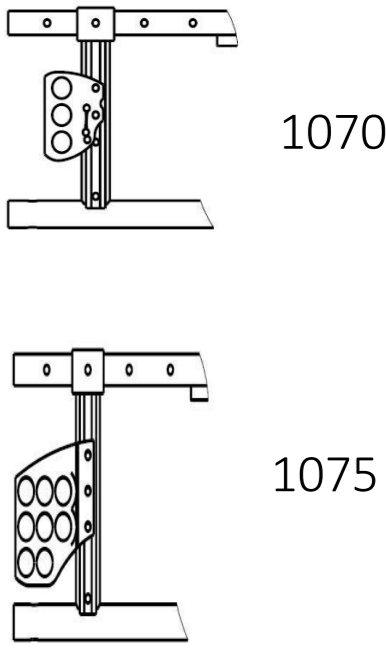


0718



0721



0782

COLOURS				
CKH0801	<input type="checkbox"/>	SLATE GREY (RAL7024 FINE TEXTURE)		○
CKH0804	<input type="checkbox"/>	PEARL WHITE		○
CKH0806	<input type="checkbox"/>	ELECTRIC GREEN		54,03
CKH0807	<input type="checkbox"/>	MATT BLACK		○
CKH0811	<input type="checkbox"/>	RED MATT		○
CKH0815	<input type="checkbox"/>	WATER BLUE		54,03
CKH0816	<input type="checkbox"/>	NAVY BLUE		○
CKH0817	<input type="checkbox"/>	DARK PURPLE		54,03
CKH0820	<input type="checkbox"/>	ANTHRACITE BLACK		○
CKH0821	<input type="checkbox"/>	SPECIAL COLOUR	RAL :	On Request
				
FRONT WHEELS				
CKH0845	<input type="checkbox"/>	200 X 32 MM (8" X 1.1/4") - BLACK PNEUMATIC TYRE		○
CKH0850	<input type="checkbox"/>	200 X 30 MM (8" X 1.1/4") - BLACK SOLID TYRE		○
CKH0870	<input type="checkbox"/>	200 X 45 MM (8" X 2") - BLACK SOLID TYRE		○
CKH0890	<input type="checkbox"/>	150 X 30 MM (6" X 1.1/4") - BLACK SOLID TYRE		◆
CKH0895	<input type="checkbox"/>	150 X 30 MM (6" X 1.1/4") - BLACK SOLID TYRE MEDIUM HARD		○
CKH0925	<input type="checkbox"/>	125 X 30 MM (5" X 1") - BLACK SOLID TYRE		○
				
REAR WHEELS				
REAR WHEEL SIZE				
CKH0946	<input type="checkbox"/>	22" - 560 mm		○
CKH0948	<input type="checkbox"/>	24" - 600 mm		◆
REAR WHEELS TYPE				
CKH0965	<input type="checkbox"/>	ONE ARM DRIVE (BLACK HUB & ZINC PLATED SPOKED WITH ONE ARM DRIVE HANDRIM SYSTEM)		◆
TYRE TYPE				
CKH0972	<input type="checkbox"/>	TYRES SOLID BLACK 35 MM (1"3/8)		◆
CKH0978	<input type="checkbox"/>	PNEUMATIC LOW PROFILE BLACK 25 MM (1")		○
REAR WHEELS AXLE TYPE				
CKH1050	<input type="checkbox"/>	QUICK RELEASE AXLE		◆
REAR WHEELS POSITION				
CKH1055	<input type="checkbox"/>	ACTIVE REAR WHEELS POSITION 52,5 MM FRONTWARD/BACKREST CANE AXLE	NC : 1252	119,43
CKH1060	<input type="checkbox"/>	STANDARD REAR WHEELS POSITION 35 MM FRONTWARD/BACKREST CANE AXLE	NC : 1252	◆
CKH1070	<input type="checkbox"/>	PASSIVE REAR WHEELS POSITION 35 MM BACKWARD/BACKREST CANE AXLE		○
CKH1075	<input type="checkbox"/>	DUAL AMPUTEE POSITION 52,5 MM BACKWARD/BACKREST CANE AXLE,ADJUSTABLE TO 75 MM BY THE DEALER	NC : 1125	119,43
				
PUMP				
CKH1090	<input type="checkbox"/>	PUMP AND SUPPORT		10,43
CHASSIS OPTIONS TYPE				
CKH1101	<input type="checkbox"/>	FRONT WHEELS EXTENSION (+ 50 MM OUTWARD)		○
				
BRAKES TYPE				
CKH1120	<input type="checkbox"/>	PUSH TO LOCK BRAKES		◆
CKH1125	<input type="checkbox"/>	PULL TO LOCK BRAKES		○
CKH1150	<input type="checkbox"/>	OAD WIRE CONTROLLED BRAKE RH	NC : 1220	○
CKH1160	<input type="checkbox"/>	OAD WIRE CONTROLLED BRAKE LH	NC : 1220	○
				

SAFETY OPTIONS TYPE					
CKH1175	<input type="checkbox"/>	TRANSPORTATION BRACKETS	NC : 1252	24,64	 1175
CKH1190	<input type="checkbox"/>	POSTURE BELT - PLASTIC BUCKLE	NC : 1189, 1192, 1193, 1194	31,28	
CKH1189	<input type="checkbox"/>	HIP BELT, 2-PT, CTR-PULL, PB M X 460MM PADS, FLAT-MOUNT	NC : 1192, 1193, 1194	145,97	 1189 / 1192
CKH1192	<input type="checkbox"/>	HIP BELT, 2-PT, CTR-PULL, PB L X 620MM PADS, FLAT-MOUNT	NC : 1193, 1194	152,61	
CKH1193	<input type="checkbox"/>	HIP BELT, 4-PT, CTR-PULL, PB M X 460M PADS, FLAT-MOUNT	NC : 1194	180,09	 1193 / 1194
CKH1194	<input type="checkbox"/>	HIP BELT, 4-PT, CTR-PULL, PB L X 620MM PADS, FLAT-MOUNT		185,78	
CKH1195	<input type="checkbox"/>	REAR ANTI-TIPPER (RH)	NC : 1200	○	 1195
CKH1200	<input type="checkbox"/>	REAR ANTI-TIPPERS PAIR WITH TIPPING AID	NC : 1246	125,12	 1200
CKH1220	<input type="checkbox"/>	BRAKE EXTENSION PAIR		10,43	
ATTENDANT OPTIONS TYPE					
CKH1241	<input type="checkbox"/>	DRIP STAND SUPPORT WITH DRIP STAND (WITH BACKBRACE 0780 ONLY)		101,42	 1246
CKH1246	<input type="checkbox"/>	TIPPING AID (LH)		45,50	
CKH1252	<input type="checkbox"/>	OXYGEN BOTTLE HOLDER (RH ONLY) ANTI-TIPPERS RECOMMENDED		146,92	
CKH1270	<input type="checkbox"/>	ACRYLIC TRAY	NC : 1271, 1272, 1273	72,83	 1270
CKH1271	<input type="checkbox"/>	HALF TABLE TRAY, CLEAR, FLIP UP, RH	NC : 1272	72,83	 1271 / 1272
CKH1272	<input type="checkbox"/>	HALF TABLE TRAY, CLEAR, FLIP UP, LH		72,83	
CKH1273	<input type="checkbox"/>	COMFORT PADDING FOR HALF TABLE TRAY (WITH CKA1271 OR CKA1272 ONLY)		90,05	 1273
RAMPS					
1440530	<input type="checkbox"/>	<b>Fiberglass Folding Mono Ramp</b> Folded dimensions: 2000 x 230 mm 16.3 kg - maximum capacity: 300 kg		1 787,68	 1440530
1654128	<input type="checkbox"/>	<b>Basic ramp 2 telescopic parts in aluminum and non-slip coating</b> - Folded dimensions: 1210 x 194 mm. 8.8 kg per pair - maximum capacity: 270 kg		402,84	 1654128
1654129	<input type="checkbox"/>	<b>Quick2go Compact 3-part aluminum telescopic ramp with non-slip coating</b> Folded dimensions: 870 x 237 mm 13.6 kg per pair - maximum capacity: 260 kg		805,69	 1654129
1654130	<input type="checkbox"/>	<b>Aluminium folding mono ramp</b> Folded dimensions: 1824 x 714 mm 13.9 kg - maximum capacity: 300 kg		426,54	 1654130