

Rea® Azalea® Assist

Please contact Invacare EU Export Customer Services on :-
Tel : +33 247 626980 ; Email : serviceclient_export@invacare.com
Or visit our website : www.invacare.eu.com



Rea® Azalea® Assist

Manual folding steel chair



Description:

- Drum brakes.
- Seat tilt (+1°/24°) and backrest (0°/30°) by pneumatic cylinders. - Width-adjustable stems.
- Heel straps.
- Frame colour: Pearl gray (RAL 0515).
- Weight: from 34 kg.
- Maximum user weight: 135 kg.
- 2-year warranty period excluding wear parts



Date :

Purchase Order :

Customer Code :

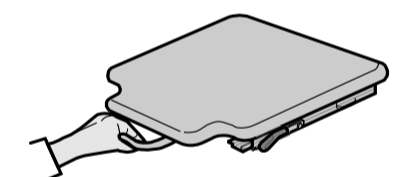
Distributor Stamp :



Invacare Unique Customization Service
Please specify the quote or special production number:

Please make your selection with a cross in the box Standard feature Free of charge option

CODE	DESCRIPTION	NC : Non Compatible NC : 9999 = not compatible with the reference 9999	Euros
BNB0012	<input type="checkbox"/> Rea® Azalea® Assist		1 151,08
SEAT			
SEAT WIDTH			
BNB0040	<input type="checkbox"/> 390 MM (SMALL CHASSIS)	NC : 0244, 0245, 0246, 0247	<input type="radio"/>
BNB0050	<input type="checkbox"/> 440 MM (MEDIUM CHASSIS)	NC : 0241, 0242, 0246, 0247	<input type="radio"/>
BNB0060	<input type="checkbox"/> 490 MM (LARGE CHASSIS)	NC : 0206, 0241, 0242, 0243, 0244	<input type="radio"/>
SEAT WIDTH EXTENSION (PRE ADJUSTMENT)			
BNB0065	<input type="checkbox"/> + 50 MM		<input type="radio"/>
BNB0075	<input type="checkbox"/> + 100 MM		<input type="radio"/>
SEAT DEPTH			
BNB0100	<input type="checkbox"/> 430-500 MM		<input checked="" type="checkbox"/>
SEAT HEIGHT			
BNB0110	<input type="checkbox"/> 400 mm	NC : 0370, 0476, 1015, 1022, 1025, 1266, 1268	<input type="radio"/>
BNB0120	<input type="checkbox"/> 450 mm		<input checked="" type="checkbox"/>
SEAT ANGLE			
BNB0127	<input type="checkbox"/> NEGATIVE SEAT ANGLE -1 TO +23° (STD +1 TO +24°)		<input type="radio"/>
SEAT TYPE			
BNB0130	<input type="checkbox"/> DEPTH ADJUSTABLE		<input checked="" type="checkbox"/>
BNB0140	<input type="checkbox"/> SLIDING SEAT	NC : 0720	337,44
SEAT CUSHION			
BNB0164	<input type="checkbox"/> CUSHION MATRX CONTOUR VISCO NG	NC : 0191, 0201, 0202	76,78
BNB0165	<input type="checkbox"/> CUSHION FLOSHAPE		<input checked="" type="checkbox"/>
BNB0175	<input type="checkbox"/> CUSHION MISTRAL 2-LAYER	NC : 0191, 0201, 0202	<input type="radio"/>
SEAT UPHOLSTERY			
BNB0191	<input type="checkbox"/> BLACK PLUSH TR35		79,62
BNB0201	<input type="checkbox"/> BLACK PU TR26 - MUTLI STRETCH PU COATED FABRIC		<input checked="" type="checkbox"/>
BNB0202	<input type="checkbox"/> BLACK SPACER TR36		<input type="radio"/>
BACKREST			
BACKREST WIDTH EXTENSION (PRE ADJUSTMENT)			
BNB0205	<input type="checkbox"/> + 50 MM		<input type="radio"/>
BNB0206	<input type="checkbox"/> + 100 MM	NC : 0220	<input type="radio"/>
BNB0207	<input type="checkbox"/> WITHOUT BACKREST WIDTH EXTENSION		<input checked="" type="checkbox"/>






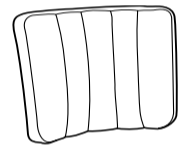



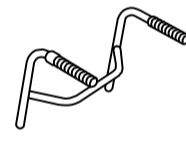

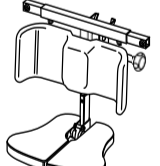
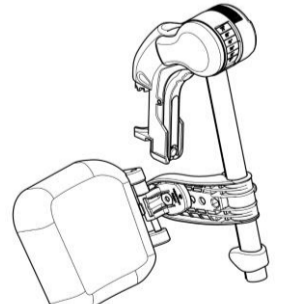

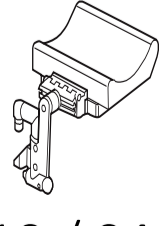
0140





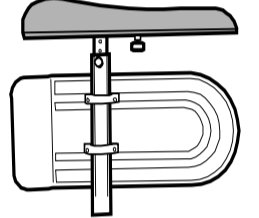

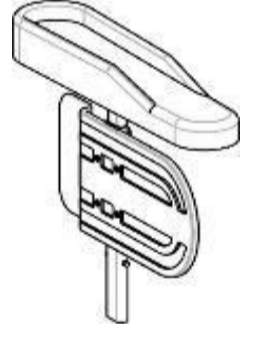

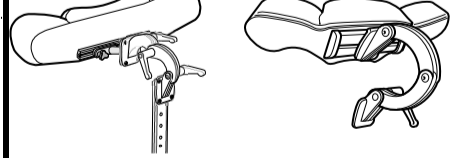





0164

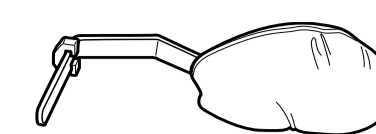


0165

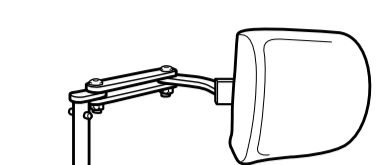
BACKREST TYPE					
BNB0210	<input type="checkbox"/>	FLEX 3 BACKREST, FIXED PLATE (WIDTH ADJUSTABLE)	NC : 0235, 0240, 0241 to 0247, 0341, 0343, 0905	○	 0210
BNB0215	<input type="checkbox"/>	BACKREST, PLATE "LAGUNA 2"	NC : 0235, 0240, 0241 to 0247, 0260, 0270, 0335, 0343, 0905	◆	 0215
BNB0220	<input type="checkbox"/>	FLEX 3 BACKREST, TENSION ADJUSTABLE (WIDTH ADJUSTABLE)	NC : 0235, 0241 to 0247, 0341, 0343	○	 0220
BNB0221	<input type="checkbox"/>	MATRX ELITE E2, (INCL. HARDWARE MOUNTED TO FRAME, BACKREST SUPPLIED IN BOX) - BACKREST HEIGHT MATRX BACKRESTS MANDATORY	NC : 0240, 0250, 0260, 0270, 0311, 0321, 0322, 0335, 0341, 0800, 0810, 0880, 0890, 0905, 0920	717,98	
BNB0223	<input type="checkbox"/>	MATRX ELITE DEEP E2, (INCL. HARDWARE MOUNTED TO FRAME, BACKREST SUPPLIED IN BOX) - BACKREST HEIGHT MATRX BACKRESTS MANDATORY	NC : 0240, 0250, 0260, 0270, 0311, 0321, 0322, 0335, 0341, 0800, 0810, 0880, 0890, 0905, 0920	717,98	
BNB0225	<input type="checkbox"/>	MATRX POSTURE BACK, (INCL. HARDWARE MOUNTED TO FRAME, BACKREST SUPPLIED IN BOX) - BACKREST HEIGHT MATRX BACKRESTS MANDATORY	NC : 0235, 0240, 0241 to 0247, 0250, 0260, 0270, 0311, 0321, 0322, 0335, 0341, 0800, 0810, 0880, 0890, 0905, 0920	717,98	
BACKREST HEIGHT MATRX BACKRESTS					
BNA0233	<input type="checkbox"/>	MATRX HEIGHT 41 CM		○	
BNB0235	<input type="checkbox"/>	MATRX HEIGHT 46 CM		○	
BNA0234	<input type="checkbox"/>	MATRX HEIGHT 51 CM		○	
Matrx backrest width					
BNB0241	<input type="checkbox"/>	360 mm - indicative bust 265 mm		○	
BNB0242	<input type="checkbox"/>	380 mm - indicative bust 290 mm		○	
BNB0243	<input type="checkbox"/>	410 mm - indicative bust 315 mm		○	
BNB0244	<input type="checkbox"/>	430 mm - indicative bust 340 mm		○	
BNB0245	<input type="checkbox"/>	460 mm - indicative bust 370 mm		○	
BNB0246	<input type="checkbox"/>	480 mm - indicative bust 390 mm		○	
BNB0247	<input type="checkbox"/>	510 mm - indicative bust 420 mm		○	
BACKREST COVER/ CUSHION					
BNB0240	<input type="checkbox"/>	COVER, LATERAL		○	 0240
BNB0250	<input type="checkbox"/>	CUSHION, LAGUNA (LATERAL SUPPORT)	NC : 0905	◆	 0250
BNB0260	<input type="checkbox"/>	CUSHION, MISTRAL 2 (WAIST SUPPORT)	NC : 0322, 0905	146,92	 0260
BNB0270	<input type="checkbox"/>	CUSHION, PASSAD 2 (SHOULDER SUPPORT)	NC : 0905	217,06	 0270
BACKREST UPHOLSTERY					
BNB0311	<input type="checkbox"/>	BLACK PLUSH TR35		79,62	
BNB0321	<input type="checkbox"/>	BLACK PU TR26 - MUTLI STRETCH PU COATED FABRIC		◆	
BNB0322	<input type="checkbox"/>	BLACK SPACER TR36		○	
PUSHHANDLES					
BNB0335	<input type="checkbox"/>	HEIGHT ADJUSTABLE AND REMOVABLE PUSHHANDLES		◆	 0335 / 0341
BNB0341	<input type="checkbox"/>				
BNB0343	<input type="checkbox"/>				
BNA0345	<input type="checkbox"/>	ANGLE ADJUSTABLE PUSHBAR	NC : 1266, 1268	145,97	 0345
SEAT TILT AND BACKREST REGULATION TYPE					
BNB0350	<input type="checkbox"/>	ASSISTANT OPERATED GAS PISTON SEAT AND BACKREST TILT.		◆	
BNB1263	<input type="checkbox"/>	TILT LOCK (LOCKING OF PRE-SET ANGLE)		◆	
LEGRESTS / FOOTRESTS					
CENTRAL LEGRESTS TYPE					
BNB0370	<input type="checkbox"/>	CENTRAL LEGREST, INCL CALFPAD AND FOOTREST.	NC : 0376, 0378, 0380, 0390, 0410, 0430, 0440, 0460, 0476, 0520, 0580, 0720, 0941, 0942, 0952, 0954, 0956	900,47	 0370
LEGRESTS / HANGERS ADJUSTMENT					
BNB0375	<input type="checkbox"/>	LOW POSITION, STANDARD		◆	
BNB0376	<input type="checkbox"/>	HIGH POSITION FOR LONGER LEGS		109,00	
BNB0378	<input type="checkbox"/>	90° HANGER ATTACHMENT	NC : 0390, 0410, 0440, 0460, 0510	52,13	 0380 / 0430
LEGRESTS / HANGERS LH TYPE					
BNB0380	<input type="checkbox"/>	HANGER ANGLE ADJUSTABLE LH. WITH KNEE PAD AND CALF SUPPORT	NC : 0475, 0490, 0942	100,03	
BNB0390	<input type="checkbox"/>	HANGER FIXED 80 DEG, SWING IN SWING OUT - ALU 2003, LH		◆	
BNB0410	<input type="checkbox"/>	LEGREST AMPUTEE	NC : 0475, 0476, 0520, 0941, 0942	140,28	 0390 / 0440
LEGRESTS / HANGERS RH TYPE					
BNB0430	<input type="checkbox"/>	HANGER ANGLE ADJUSTABLE RH. WITH KNEE PAD AND CALF SUPPORT	NC : 0475, 0550, 0942	100,03	
BNB0440	<input type="checkbox"/>	HANGER FIXED 80 DEG, SWING IN SWING OUT - ALU 2003, RH		◆	
BNB0460	<input type="checkbox"/>	LEGREST AMPUTEE	NC : 0475, 0476, 0550, 0570, 0580, 0941, 0942	140,28	 0410 / 0460

FOOTRESTS						
FOOTRESTS ONE PIECE						
BNB0475	<input type="checkbox"/>	FOOTREST ONE PIECE DEPTH AND ANGLE ADJUSTABLE, NO WIDTH ADJUSTMENT - SHORT TUBE	NC: 0490, 0510, 0520, 0550, 0570, 0580, 0952, 0954, 0956	202,84	 0475 / 0476	
BNB0476	<input type="checkbox"/>	FOOTREST ONE PIECE DEPTH AND ANGLE ADJUSTABLE, NO WIDTH ADJUSTMENT - LONG TUBE	NC: 0490, 0510, 0520, 0550, 0570, 0580, 0952, 0954, 0956	249,29		
FOOTRESTS LH TYPE						
BNB0490	<input type="checkbox"/>	FOOTREST LOWER PART, DEPTH AND ANGLE ADJUSTABLE WITH SHORT TUBE AND HEEL STRAP, LH		○	 0510 / 0570	
BNB0510	<input type="checkbox"/>	FOOTREST LOWER PART, FIXED WITH LONG TUBE AND HEEL STRAP, LH.	NC : 0952, 0954, 0956	○		
BNB0520	<input type="checkbox"/>	FOOTREST LOWER PART, DEPTH AND ANGLE ADJUSTABLE WITH LONG TUBE AND HEEL STRAP, LH		◆	 0520 / 0580	
FOOTRESTS RH TYPE						
BNB0550	<input type="checkbox"/>	FOOTREST LOWER PART, DEPTH AND ANGLE ADJUSTABLE WITH SHORT TUBE AND HEEL STRAP, RH		○	 0520 / 0580	
BNB0570	<input type="checkbox"/>	FOOTREST LOWER PART, FIXED WITH LONG TUBE AND HEEL STRAP, RH.	NC : 0952, 0954, 0956	○		
BNB0580	<input type="checkbox"/>	FOOTREST LOWER PART, DEPTH AND ANGLE ADJUSTABLE WITH LONG TUBE AND HEEL STRAP, RH		◆		
ARMRESTS (Height adjustable, Autolock attachment included)						
ARMRESTS LH TYPE						
BNB0600	<input type="checkbox"/>	STANDARD PAD, LH	NC : 1232	○	 0600 / 0630	
BNB0605	<input type="checkbox"/>	WIDE PAD, LH	NC : 1232	○		
BNB0606	<input type="checkbox"/>	CONCAVE GUTTER ADJUSTABLE IN HEIGHT AND DEPTH OVE 70 MM WITHOUT TOOLS (COMPATIBLE WITH SHELF)	NC : 1232	◆	 0610 / 0640	
BNB0610	<input type="checkbox"/>	PADDED, LH.	NC : 0680, 0690, 1230, 1231, 1233, 1250	○		
BNB0615	<input type="checkbox"/>	HEMIPLEGIC ARMRESTS, LH.	NC : 1230, 1231, 1233, 1240, 1245, 1250	○		
BNB0620	<input type="checkbox"/>	WITHOUT ARMREST, LH	NC : 0690, 1230, 1231, 1240, 1245, 1250	○		
ARMRESTS RH TYPE						
BNB0630	<input type="checkbox"/>	STANDARD PAD, RH	NC : 1233	○		 0615 / 0645
BNB0635	<input type="checkbox"/>	WIDE PAD, RH	NC : 1233	○		
BNB0636	<input type="checkbox"/>	CONCAVE GUTTER ADJUSTABLE IN HEIGHT AND DEPTH OVE 70 MM WITHOUT TOOLS (COMPATIBLE WITH SHELF)	NC : 1232	◆		
BNB0640	<input type="checkbox"/>	PADDED, RH.	NC : 0680, 0690, 1230, 1231, 1232, 1250	○		
BNB0645	<input type="checkbox"/>	HEMIPLEGIC ARMRESTS, RH.	NC : 1230, 1231, 1232, 1240, 1245, 1250	○		
BNB0650	<input type="checkbox"/>	WITHOUT ARMREST, RH	NC : 0690, 1230, 1231, 1240, 1245, 1250	○		
SEATING OPTIONS						
ARMREST OPTIONS						
BNB0680	<input type="checkbox"/>	CUSHION TO SIDE REST COVER		69,19	 0720	
BNB0690	<input type="checkbox"/>	PAD, SIDE REST	Unique with 0680	15,17		
SEAT OPTIONS						
BNB0710	<input type="checkbox"/>	INCONTINENCE COVER		41,71	 0730 0750	
BNB0720	<input type="checkbox"/>	ABDUCTION CUSHION		246,45		
BACKREST OPTIONS						
BNB0730	<input type="checkbox"/>	HEADREST, SIDEWISE ADJUSTABLE - FIXED HARDWARE INCLUDED	NC : 0742, 0744, 0746, 0750, 0770	○	 0731/ 0742 0736	
BNB0750	<input type="checkbox"/>	HEADREST WITH CHEEK SUPPORT, SIDEWISE ADJUSTABLE - FIXED HARDWARE INCLUDED	NC : 0742, 0744, 0746, 0740, 0742, 0770	218,96		
BNB0731	<input type="checkbox"/>	HEADREST MATRX ELAN STANDARD PAD (254 mm/10")	NC : 0740, 0770	218,96	 0770 0782	
BNB0736	<input type="checkbox"/>	HEADREST MATRX ELAN 4-POINT PAD (229W x 177H mm / 9"W x 7"H)	NC : 0740, 0770	408,53		
BNB0742	<input type="checkbox"/>	MATRX ELAN HARDWARE		201,90		
BNB0740	<input type="checkbox"/>	COVER FOR HEADREST		59,72		
BNB0770	<input type="checkbox"/>	NECKREST	NC : 0771	◆		
BNB0782	<input type="checkbox"/>	UNIVERSAL HEAD/NECKREST HOLDER		67,30		
BNB0790	<input type="checkbox"/>	HANDLES CLINIC KIT FOR HEAD-/NECKREST		28,44		

TRUNK SUPPORT LH			
BNB0800	<input type="checkbox"/>	TRUNK SUPPORT MULTI ADJUSTABLE WITH STANDARD ARM (LH)	174,41
BNB0880	<input type="checkbox"/>	TRUNK SUPPORT SWINGAWAY (LH)	156,40
TRUNK SUPPORT RH			
BNB0810	<input type="checkbox"/>	TRUNK SUPPORT MULTI ADJUSTABLE WITH STANDARD ARM (RH)	174,41
BNB0890	<input type="checkbox"/>	TRUNK SUPPORT SWINGAWAY (RH)	156,40
BACKREST OPTIONS (Following)			
BNB0905	<input type="checkbox"/>	LATERAL POSITIONING PADS (WITH LOOP BAND BETWEEN COVER AND BACKREST UPHOLSTERY), PAIR	237,91
BNB0915	<input type="checkbox"/>	TILT SCALE, BACKREST RECLINE	67,30
BNB0920	<input type="checkbox"/>	WEDGES (ONE PAIR)	16,11
LEGREST OPTIONS			
BNB0941	<input type="checkbox"/>	COVER FOOTPLATE	101,42
BNB0942	<input type="checkbox"/>	CALF STRAP PADDED	119,43
BNB0952	<input type="checkbox"/>	BODYPOINT ANKLE HUGGERS LARGE	MOUNTING KIT INCLUDED 170,62
BNB0954	<input type="checkbox"/>	BODYPOINT ANKLE HUGGERS MEDIUM	MOUNTING KIT INCLUDED 170,62
BNB0956	<input type="checkbox"/>	BODYPOINT ANKLE HUGGERS SMALL	MOUNTING KIT INCLUDED 161,14
CHASSIS			
CHASSIS COLOUR			
BNB0944	<input type="checkbox"/>	PEARL GREY	◆
BNB0946	<input type="checkbox"/>	AZURITE	○
BNB0947	<input type="checkbox"/>	SAND	○
BNB0948	<input type="checkbox"/>	ELECTRIC GREEN	○
BNB0949	<input type="checkbox"/>	HAPPY RED	○
CHASSIS EXTENDER			
BNB0950	<input type="checkbox"/>	CHASSIS EXTENDER, CASTORS 50 MM FORWARD.	87,20
CASTOR ATTACHMENT TYPE			
BNB0960	<input type="checkbox"/>	Fixed	◆
FRONT CASTORS			
BNB0982	<input type="checkbox"/>	5,5"x1.3/4" - 140X45 BLACK MEDIUM HARD	36,02
BNB0992	<input type="checkbox"/>	6"x1.1/4" - 150X30 BLACK MEDIUM HARD	58,77
BNB1015	<input type="checkbox"/>	8"x1.1/4" - 200X30 BLACK SOLID TYRE	◆
BNB1022	<input type="checkbox"/>	8"x1.1/4" - 200X32 PNEUMATIC BLACK	○
BNB1025	<input type="checkbox"/>	8"x2" - 200X45 BLACK SOLID TYRE	87,20
REAR WHEELS			
REAR WHEELS SIZE			
BNB1047	<input type="checkbox"/>	16" / 405 MM - FIXED REAR WHEEL ATTACHMENT	◆
REAR WHEELS TYPE			
BNB1076	<input type="checkbox"/>	DRUM BRAKE (22/24" : COLORLESS HUB, CLEAR ANODIZED RIM & STAINLESS STEEL SPOKES / 16" : BLACK PLASTIC HUB & RIM)	◆
TYRE TYPE			
BNB1092	<input type="checkbox"/>	TYRES SOLID BLACK 1" 3/8	◆
SAFETY			
BNB1170	<input type="checkbox"/>	USER MANOUEVERED TYRE BRAKES	205,69
BNB1200	<input type="checkbox"/>	PELVIC BELT - PLASTIC BUCKLE	◆
BNB1201	<input type="checkbox"/>	BODYPOINT BELT - 2 POINT CENTER-PULL PUSH-BUTTON MEDIUM	120,38
BNB1202	<input type="checkbox"/>	BODYPOINT BELT - 2 POINT CENTER-PULL PUSH-BUTTON LARGE	127,01
BNB1203	<input type="checkbox"/>	BODYPOINT BELT - 4 POINT CENTER-PULL PUSH-BUTTON MEDIUM	134,60
BNB1204	<input type="checkbox"/>	BODYPOINT BELT - 4 POINT CENTER-PULL PUSH-BUTTON LARGE	142,18
BNB1206	<input type="checkbox"/>	BODYPOINT PIVOTFIT HARNESS MEDIUM	ONLY WITH ELITE E2 /ELITE DEEP E2 BACKS OR WITH HEADREST OR NECKREST 220,85
BNB1207	<input type="checkbox"/>	BODYPOINT PIVOTFIT HARNESS LARGE	ONLY WITH ELITE E2 /ELITE DEEP E2 BACKS OR WITH HEADREST OR NECKREST 227,49
POSITIONING OPTIONS			
Think of Bodypoint positioning accessories: belts, harnesses, ankle supports.			



0800 / 0810



0880 / 0890




0905



0915



0941

0952 /
0954 /
0956


0944 0946



0947 0948



0949



0944 0946



0947 0948



0949

REAR WHEELS

REAR WHEELS SIZE

BNB1047 16" / 405 MM - FIXED REAR WHEEL ATTACHMENT ◆

REAR WHEELS TYPE

BNB1076 DRUM BRAKE (22/24" : COLORLESS HUB, CLEAR ANODIZED RIM & STAINLESS STEEL SPOKES / 16" : BLACK PLASTIC HUB & RIM) ◆

TYRE TYPE

BNB1092 TYRES SOLID BLACK 1" 3/8 ◆

SAFETY



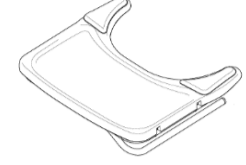




BNB1170 USER MANOUEVERED TYRE BRAKES 205,69BNB1200 PELVIC BELT - PLASTIC BUCKLE ◆BNB1201 BODYPOINT BELT - 2 POINT CENTER-PULL PUSH-BUTTON MEDIUM 120,38BNB1202 BODYPOINT BELT - 2 POINT CENTER-PULL PUSH-BUTTON LARGE 127,01BNB1203 BODYPOINT BELT - 4 POINT CENTER-PULL PUSH-BUTTON MEDIUM 134,60BNB1204 BODYPOINT BELT - 4 POINT CENTER-PULL PUSH-BUTTON LARGE 142,18BNB1206 BODYPOINT PIVOTFIT HARNESS MEDIUM ONLY WITH ELITE E2 /ELITE DEEP E2 BACKS OR WITH HEADREST OR NECKREST 220,85BNB1207 BODYPOINT PIVOTFIT HARNESS LARGE ONLY WITH ELITE E2 /ELITE DEEP E2 BACKS OR WITH HEADREST OR NECKREST 227,49

1206 / 1207

POSITIONING OPTIONS

Think of Bodypoint positioning accessories: belts, harnesses, ankle supports.



OPTIONS					
TABLE TRAY					
BNB1230	<input type="checkbox"/>	TABLE TRAY INCL MOUNTING KIT	NC : 1237	72,82	 1230 1231
BNB1231	<input type="checkbox"/>	TABLE TRAY INCL MOUNTING KIT, WITH ELBOW PADS	NC : 1237	154,50	
BNB1232	<input type="checkbox"/>	HALF TABLE TRAY, CLEAR, FLIP UP, LH (ARMREST WITH STRAIGHT NARROW PAD INCL.)	NC : 1235	72,82	
BNB1233	<input type="checkbox"/>	STRAIGHT NARROW PAD INCL.)	NC : 1235	72,82	
BNB1240	<input type="checkbox"/>	SWING AWAY TABLE	NC : 1235, 1237, 1250	300,47	
BNB1245	<input type="checkbox"/>	SWING AWAY TABLE WITH ELBOW PADS	NC : 1235, 1237, 1250	348,82	
TABLE TRAY CUSHION					
BNB1235	<input type="checkbox"/>	TABLE TRAY CUSHION		104,27	 1232 / 1233
BNB1237	<input type="checkbox"/>	PADDING		90,05	
OTHER OPTIONS					
BNB1250	<input type="checkbox"/>	LOCKING DEVICE FOR TABLE TRAY		59,72	 1245
BNB1266	<input type="checkbox"/>	MOUNTING BRACKET VIAMOBIL V25	NC : 1268	313,74	
BNB1268	<input type="checkbox"/>	MOUNTING BRACKET VIAMOBIL PLUS		414,25	
BNB1300	<input type="checkbox"/>	HARNESS ATTACHMENT		78,67	
BNB1305	<input type="checkbox"/>	LOCKING KIT CASTOR INCL. CAR FIXATION		336,49	
BNB1310	<input type="checkbox"/>	ATTACHMENT WHEN USING THE PELVIC BELT FOR POSITIONING		28,44	
BNB1320	<input type="checkbox"/>	DRIP STAND		105,21	
RAMPS					
1440530	<input type="checkbox"/>	Fiberglass Folding Mono Ramp Folded dimensions: 2000 x 230 mm 16.3 kg - maximum capacity: 300 kg		1 787,68	 1440530
1654128	<input type="checkbox"/>	Basic ramp 2 telescopic parts in aluminum and non-slip coating. Folded dimensions: 1210 x 194 mm. 8.8 kg per pair - maximum capacity: 270 kg		402,84	 1654128
1654129	<input type="checkbox"/>	Quick2go Compact 3-part aluminum telescopic ramp with non-slip coating Folded dimensions: 870 x 237 mm 13.6 kg per pair - max. : 260 kg		805,69	 1654129
1654130	<input type="checkbox"/>	Aluminium folding mono ramp Folded dimensions: 1824 x 714 mm 13.9 kg - maximum capacity: 300 kg		426,54	 1654130