

Invacare® TDX® SP2 AA2 Ultra Low Maxx

Please contact Invacare EU Export Customer Services on :-
Tel : +33 247 626980 ; Email : serviceclient_export@invacare.com
Or visit our website : www.invacare.eu.com



Invacare® TDX® SP2 AA2 Ultra Low Maxx

Mixt Power wheelchair 6 wheels



Date :

User name :

Customer Code :

Dealer stamp:



Descriptive :

- Weight : from 154kg
- Max user weight : 136kg
- Warranty: 2 years except batteries and wear parts

- Seat lift 300 mm : without extra charges!
- Hip support height
- Bodypoint joystick knobs
- DuraWatt 10 km/h motor, programmable up to 12 km/h



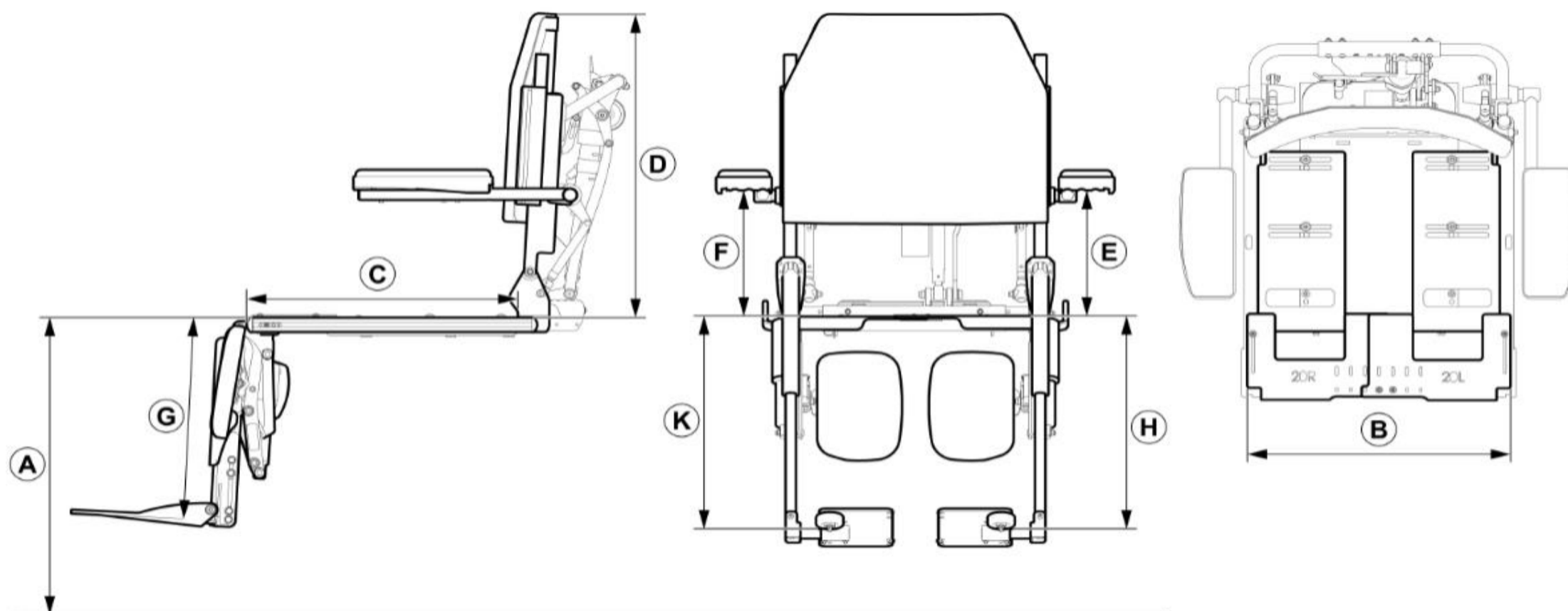
Customization Service Invacare Unique

Please indicate your quote number or special manufacturing number :

Indicative Public Rate - Use the online configurator on Invacare Pro to generate quotes or orders free from incompatibilities.

- Please make your selection with a cross in the box Standard configuration Free of charge

CODE	DESCRIPTION	NC : Non Compatible (nc : 9999) not compatible with the reference 9999	EUROS
ARO0080	<input type="checkbox"/> Invacare® TDX® SP2 AA2 Ultra Low Maxx		16 605,69
ARO0069	<input type="checkbox"/> Invacare® TDX® SP2 AA2 Ultra Low Maxx - Low Rider version - including batteries 73,5Ah - Height seat reduce to 420 mm - Seat lifter included	NC : 0592, 2052, 0337, 0331, 0339, 2184, 2185, 2186, 2187, 2188, 2189, 2114, 2115	20 166,82
Power Module : 90 A - Motors : 340W, 4 poles - Autonomy : +/- 26 km (50Ah)			



Customized settings:	Measured from:
A Seat Height	Seat plate to floor
B Seat Width	Front seat plate edge LH to seat plate edge RH
C Seat Depth	Front of seat plate (incl. curve) to bracket of backrest (lowest point)
D Finished Back Height	Seat plate to top of back
E Armrest Height LH	Seat plate to top of tube
F Armrest Height RH	Seat plate to top of tube
G Centre mount legrest	Top of seat plate to top of footplate, parallel to legrest / knee-to-heel length
H Side mount Legrest LH	Top of seat plate to top of footplate, parallel to legrest / knee-to-heel length
K Side mount Legrest RH	Top of seat plate to top of footplate, parallel to legrest / knee-to-heel length
H Pivot Plus Legrest LH	Top of seat plate to top of footplate, parallel to legrest / knee-to-heel length
K Pivot Plus Legrest RH	Top of seat plate to top of footplate, parallel to legrest / knee-to-heel length

ULTRA LOW MAXX

Seating type

ARO2020 Ultra Low Maxx Powered Positioning System

SEAT TILT AND BACKREST RECLINER

Seat tilt

ARO2052 Ultra Low Maxx CG tilt (0 to 50°)

ARO2053 Ultra Low Maxx CG tilt (0 to 45°) combined with 300 mm seat lifter

NC : 2263, 2264

A - Seat height setting

ARO0337 Seat-to-Floor Height 440 mm








ARO0331 Seat-to-Floor Height 460 mm



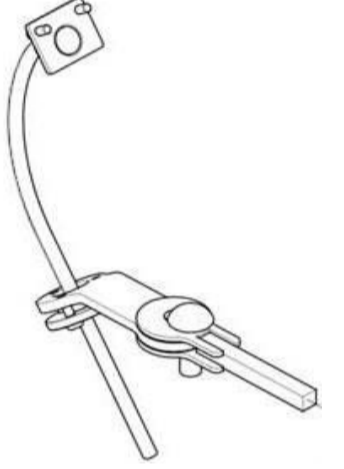





ARO0339 Seat-to-Floor Height 490 mm









Anterior and posterior tilt options				
ARO2057	<input type="checkbox"/>	Ultra Low Maxx CG Tilt Standard Mount		◆
ARO2054	<input type="checkbox"/>	Ultra Low Maxx CG tilt 5° Fixed Anterior Assist mount		447,39
ARO2055	<input type="checkbox"/>	Ultra Low Maxx CG tilt 10° Fixed Anterior Assist mount		530,81
ARO2056	<input type="checkbox"/>	Ultra Low Maxx CG tilt 5° Fixed Posterior -tilt Assist mount		404,74
Backrest recline				
ARO2057	<input type="checkbox"/>	Fixed Angle Setting (NO POWERED RECLINE)	(NC : 2095, 2096, 2097, 2263, 2264, 2245; ACS2)	○
ARO2060	<input type="checkbox"/>	Powered Recline 90 to 170° , Standard Mount	(NC : 2307, 2510, 2511, 2512, 2513, 2514, 2515, 2516, 2540, 2541, 2542, 2543)	◆
ARO2063	<input type="checkbox"/>	Powered Recline, 8° Precline mount, 82° to 162°	(NC : 2307, 2510, 2511, 2512, 2513, 2514, 2515, 2516, 2540, 2541, 2542, 2543)	○
ARO2066	<input type="checkbox"/>	Powered Recline, 30° Precline mount, 60° to 140°	(NC : 2307, 2510, 2511, 2512, 2513, 2514, 2515, 2516, 2540, 2541, 2542, 2543)	530,81
ULTRA LOW MAXX SEATING SYSTEM				
Seat frame width range				
ARO2021	<input type="checkbox"/>	405 mm - 505 mm (increments of 25 mm) / 16" - 20"		◆
ARX2003	<input type="checkbox"/>	480 mm - 555 mm (increments of 25 mm) / 19" - 22"		○
ARX2022	<input type="checkbox"/>	505 mm - 610 mm (increments of 25 mm) / 20" - 24"	NC : 2174, 2175	○
Seat frame depth range				
ARO2008	<input type="checkbox"/>	405 mm - 505 mm (increments of 25 mm) / 16" - 20"		◆
ARO2024	<input type="checkbox"/>	480 mm - 580 mm (increments of 25 mm) / 19" - 23"		○
B - Seat width setting for adjustable seat frame				
ARO2025	<input type="checkbox"/>	405 mm / 16"	NC : 2022, 2041, 2042, 2701, 2703, 2705	○
ARO2026	<input type="checkbox"/>	430 mm / 17"	NC : 2022, 2041, 2142, 2701, 2703, 2705	○
ARO2027	<input type="checkbox"/>	455 mm / 18"	NC : 2022, 2701, 2703, 2705	○
ARO2028	<input type="checkbox"/>	480 mm / 19"	NC : 2022, 2702, 2704, 2706	○
ARO2029	<input type="checkbox"/>	505 mm / 20"	NC : 2702, 2704, 2706	○
ARO2030	<input type="checkbox"/>	530 mm / 21"	NC : 2021, 2034, 2035, 2036, 2174, 2175, 2145, 2702, 2704, 2706	○
ARO2031	<input type="checkbox"/>	555 mm / 22"	NC : 2021, 2034, 2035, 2036, 2174, 2175, 2145, 2702, 2704, 2706	○
ARO2032	<input type="checkbox"/>	580 mm / 23"	NC : 2021, 2034, 2035, 2036, 2174, 2175, 2147, 2145, 2702, 2704, 2706	○
ARO2033	<input type="checkbox"/>	610 mm / 24"	NC : 2021, 2034, 2035, 2036, 2174, 2175, 1404, 1405, 2147, 2145, , 2702, 2704, 2706	○
C - Seat depth setting				
ARO2035	<input type="checkbox"/>	405 mm / 16"	NC : 2024, Bodypoint belt	○
ARO2036	<input type="checkbox"/>	430 mm / 17"	NC : 2024	○
ARO2037	<input type="checkbox"/>	455 mm / 18"	NC : 2024	○
ARO2038	<input type="checkbox"/>	480 mm / 19"		○
ARO2039	<input type="checkbox"/>	505 mm / 20"	NC : 2023	○
ARO2040	<input type="checkbox"/>	530 mm / 21"	NC : 2023	○
ARO2041	<input type="checkbox"/>	555 mm / 22"	NC : 2023, 2145	○
ARO2042	<input type="checkbox"/>	580 mm / 23"	NC : 2023, 2145, 2146	○
Size cushion (sizes according to seat frame settings)				
ARO2144	<input type="checkbox"/>	Matrx Vi Cushion [Mesh fabric]		○
ARO2145	<input type="checkbox"/>	Matrx Flo-Tech Lite (black smooth cover, 75 mm thick, up to 127 kg)	NC : 2041, 2042, 2030, 2031, 2032, 2033	◆
ARO2146	<input type="checkbox"/>	Matrx Flo-tech Contour (black smooth cover, 100 mm thick, up to 191 kg)	NC : 2042	○
ARO2147	<input type="checkbox"/>	Matrx Libra Cushion, 90 mm thick Standard (up to 136 kg); HD (up to 227 kg) Startex	NC : 2032, 2033, 2034	○
Backrest support options (material height, see below for overall back height)				
ARO2050	<input type="checkbox"/>	High Back , height 405 mm / 16" [Mesh fabric]		◆
ARO2051	<input type="checkbox"/>	High Back , height 455 mm / 18" [Mesh fabric]		○
ARO2320	<input type="checkbox"/>	High Back , height 505 mm / 20" [Mesh fabric]		○
ARO2550	<input type="checkbox"/>	Matrx Elite Back , height 355mm / 14" / 16 - 18" wide	NC : 2030, 2031, 2032, 2033	○
ARO2551	<input type="checkbox"/>	Matrx Elite Back , height 405 mm / 16"	NC : 2030, 2031, 2032, 2033	○
ARO2552	<input type="checkbox"/>	Matrx Elite Back , height 455 mm / 18"	NC : 2030, 2031, 2032, 2033	○
ARO2553	<input type="checkbox"/>	Matrx Elite Back , height 505 mm / 20"	NC : 2030, 2031, 2032, 2033	○
ARO2554	<input type="checkbox"/>	Matrx Elite Max Back , height 405 mm / 16"	NC : 2025, 2026, 2027, 2028, 2029	○
















ARO2555	<input type="checkbox"/>	Matrx Elite Max Back , height 505 mm / 20"	NC : 2025, 2026, 2027, 2028, 2029	○
ARO2556	<input type="checkbox"/>	Matrx Elite TR Back , height 405 mm / 16" [Mesh fabric]	NC : 2030, 2031, 2032, 2033	○
ARO2557	<input type="checkbox"/>	Matrx Elite TR Back , height 455 mm / 18" [Mesh fabric]	NC : 2030, 2031, 2032, 2033	○
ARO2177	<input type="checkbox"/>	Matrx Elite TR Back , height 505 mm / 20" [Mesh fabric]	NC : 2030, 2031, 2032, 2033	○
ARO2563	<input type="checkbox"/>	Matrx Elite TR Max Back , height 505 mm / 20" [Mesh fabric]	NC : 2025, 2026, 2027, 2028, 2029	○
ARO2558	<input type="checkbox"/>	Matrx Elite Deep Back , height 405 mm / 16" [Mesh fabric]	NC : 2030, 2031, 2032, 2033	○
ARO2559	<input type="checkbox"/>	Matrx Elite Deep Back , height 455 mm / 18" [Mesh fabric]	NC : 2030, 2031, 2032, 2033	○
ARO2178	<input type="checkbox"/>	Matrx Elite Deep Back , height 505 mm / 20" [Mesh fabric]	NC : 2030, 2031, 2032, 2033	○
ARO2174	<input type="checkbox"/>	Matrx PB Back , height 405 mm / 16" [Mesh fabric]		○
ARO2175	<input type="checkbox"/>	Matrx PB Back , height 505 mm / 20" [Mesh fabric]		○
ARO2560	<input type="checkbox"/>	Matrx PB Deep Back , height 405mm / 16"		○
ARO2561	<input type="checkbox"/>	Matrx PB Deep Back , height 505 mm / 20"		○
ARO2562	<input type="checkbox"/>	Matrx Elite Deep Max , height 505 mm / 20"		○
D - Finished back heigh - SEAT PAN TO TOP OF THE BACK				
ARO2506	<input type="checkbox"/>	505 mm / 20" - only with : 2550		○
ARO2501	<input type="checkbox"/>	535 mm / 21" - only with : 2550		○
ARO2070	<input type="checkbox"/>	555 mm / 22" - only with : 2050, 2551, 2554, 2556, 2558, 2174, 2560		○
ARO2071	<input type="checkbox"/>	585 mm / 23" - only with : 2050, 2551, 2554, 2556, 2558, 2174, 2560		○
ARO2072	<input type="checkbox"/>	610 mm / 24" - only with : 2051, 2552, 2557, 2559		○
ARO2073	<input type="checkbox"/>	635 mm / 25" - only with : 2051, 2552, 2557, 2559		○
ARO2074	<input type="checkbox"/>	660 mm / 26" - only with : 2320, 2553, 2555, 2177, 2563, 2178, 2175, 2561, 2562		○
ARO2502	<input type="checkbox"/>	685 mm / 27" - only with : 2320, 2553, 2555, 2177, 2563, 2178, 2175, 2561, 2562		○
Armrest type				
ARO2095	<input type="checkbox"/>	Cantilever Flip-Back Arm, width, height and angle adjustable. 240 - 330 mm (9.5" - 13")		◆
ARO2096	<input type="checkbox"/>	Cantilever Flip-Back Arm, width, height and angle adjustable. 340 - 405 mm (12.5-16")		○
ARO2097	<input type="checkbox"/>	Two-post Recline Arm, Flip Back, adjustable height 230 - 330 mm (9-13")		○
Armrest accessories				
ARO2308	<input type="checkbox"/>	1" Offset Armrest Spacer (pair), for two-post recline only		159,24
ARO2309	<input type="checkbox"/>	1/2" Offset Armrest Spacer (pair), for two-post recline only		159,24
Left arm pad				
ARO2012	<input type="checkbox"/>	Desk arm pad with Startex cover visco foam (255mm); 40 mm thick		◆
ARO2013	<input type="checkbox"/>	Full length arm pad with Startex cover visco foam (355mm), 40 mm thick		○
ARO2014	<input type="checkbox"/>	Ergonomic arm trough; 30 mm thick	NC : 2347, 2348, 2349, 2350, 1404, 1405	163,98
Right arm pad				
ARO2016	<input type="checkbox"/>	Desk arm pad with Startex cover visco foam (255mm); 40 mm thick		◆
ARO2017	<input type="checkbox"/>	Full length arm pad with Startex cover visco foam (355mm); 40 mm thick		○
ARO2018	<input type="checkbox"/>	Ergonomic arm trough, 30 mm thick	NC : 2351, 2352, 2353, 2354, 1404, 1405	163,98
Arm pad accessories & mounting options				
ARO2080	<input type="checkbox"/>	Flat Hand Pad Left		159,24
ARO2083	<input type="checkbox"/>	Flat Hand Pad Right		86,26
ARO2081	<input type="checkbox"/>	Ergonomic Mounting Hardware to mount Otto Bock (EMO) hand pad options Left		158,29
ARO2084	<input type="checkbox"/>	Ergonomic Mounting Hardware to mount Otto Bock (EMO) hand pad options Right		86,26
Multi-axis upper extremity supports				
ARO2082	<input type="checkbox"/>	Multi Axis Upper Extremity Support (MACES) Left, lowest armpad height will be increased by 43 mm		309,95
ARO2085	<input type="checkbox"/>	Multi Axis Upper Extremity Support (MACES) Right, lowest armpad height will be increased by 43 mm		309,95

E - Height setting: Armrest LH - SEAT PAN TO TOP OF THE TUBE			
Customized :			
<input type="checkbox"/> 290 mm			◆
<input type="checkbox"/> 230 mm <input type="checkbox"/> 240 mm <input type="checkbox"/> 250 mm <input type="checkbox"/> 260 mm <input type="checkbox"/> 270 mm			○
<input type="checkbox"/> 280 mm <input type="checkbox"/> 300 mm <input type="checkbox"/> 310 mm <input type="checkbox"/> 320 mm <input type="checkbox"/> 330 mm			○
<input type="checkbox"/> 340 mm <input type="checkbox"/> 350 mm <input type="checkbox"/> 360 mm <input type="checkbox"/> 370 mm <input type="checkbox"/> 380 mm			○
<input type="checkbox"/> 390 mm <input type="checkbox"/> 405 mm			○
F - Height setting: Armrest RH - SEAT PAN TO TOP OF THE TUBE			
Customized :			
<input type="checkbox"/> 290 mm			◆
<input type="checkbox"/> 230 mm <input type="checkbox"/> 240 mm <input type="checkbox"/> 250 mm <input type="checkbox"/> 260 mm <input type="checkbox"/> 270 mm			○
<input type="checkbox"/> 280 mm <input type="checkbox"/> 300 mm <input type="checkbox"/> 310 mm <input type="checkbox"/> 320 mm <input type="checkbox"/> 330 mm			○
<input type="checkbox"/> 340 mm <input type="checkbox"/> 350 mm <input type="checkbox"/> 360 mm <input type="checkbox"/> 370 mm <input type="checkbox"/> 380 mm			○
<input type="checkbox"/> 390 mm <input type="checkbox"/> 405 mm			○
Elbow block left: pads			
ARO2347	<input type="checkbox"/> Elbow Block XS (110 mm wide x 83 mm high)		296,68
ARO2348	<input type="checkbox"/> Elbow Block S (135 mm wide x 90 mm high)		296,68
ARO2349	<input type="checkbox"/> Elbow Block M (145 mm wide x 95 mm high)		296,68
ARO2350	<input type="checkbox"/> Elbow Block L (165 mm wide x 110 mm high)		296,68
Elbow block left: mounting hardware			
ARO2361	<input type="checkbox"/> Vertical 3"/ Horizontal 5"		○
ARO2362	<input type="checkbox"/> Vertical 3"/ Horizontal 7"		○
ARO2363	<input type="checkbox"/> Vertical 5"/ Horizontal 5"		○
ARO2364	<input type="checkbox"/> Vertical 5"/ Horizontal 7"		○
Elbow block right: pads			
ARO2351	<input type="checkbox"/> Elbow Block XS (110 mm wide x 83 mm high)		296,68
ARO2352	<input type="checkbox"/> Elbow Block S (135 mm wide x 90 mm high)		296,68
ARO2353	<input type="checkbox"/> Elbow Block M (145 mm wide x 95 mm high)		296,68
ARO2354	<input type="checkbox"/> Elbow Block L (165 mm wide x 110 mm high)		296,68
Elbow block right: mounting hardware			
ARO2371	<input type="checkbox"/> Vertical 3"/ Horizontal 5"		○
ARO2372	<input type="checkbox"/> Vertical 3"/ Horizontal 7"		○
ARO2373	<input type="checkbox"/> Vertical 5"/ Horizontal 5"		○
ARO2374	<input type="checkbox"/> Vertical 5"/ Horizontal 7"		○
Hip Supports			
ARO2184	<input type="checkbox"/> Hip Support LH, Quick Release, pad size 140 x 100 mm	NC : Bodypoint Belt	296,68
ARO2114	<input type="checkbox"/> Hip Support LH, Quick Release, pad size 180 x 150 mm	NC : Bodypoint Belt	296,68
ARO2186	<input type="checkbox"/> Hip Support LH, Quick Release, pad size 230 x 100 mm	NC : Bodypoint Belt	296,68
ARO2188	<input type="checkbox"/> Hip Support LH, Quick Release, pad size 330 x 100 mm	NC : Bodypoint Belt	296,68
ARO2185	<input type="checkbox"/> Hip Support RH, Quick release, pad size 140 x 100 mm	NC : Bodypoint Belt	296,68
ARO2115	<input type="checkbox"/> Hip Support RH, Quick Release, pad size 180 x 150 mm	NC : Bodypoint Belt	296,68
ARO2187	<input type="checkbox"/> Hip Support RH, Quick release, pad size 230 x 100 mm	NC : Bodypoint Belt	296,68
ARO2189	<input type="checkbox"/> Hip Support RH, Quick Release, pad size 330 x 100 mm	NC : Bodypoint Belt	296,68
Mounting hardware for hip supports			
ARO2164	<input type="checkbox"/> Mounting hardware for hip supports (155 mm high)		◆
ARO2165	<input type="checkbox"/> Mounting hardware for hip supports (206 mm high)		○
Headrest and mounting hardware			
ARO2092	<input type="checkbox"/> Onyx Auto Style Headrest		◆
ARO2324	<input type="checkbox"/> Elan Standard Pad 260 mm / 10" wide w/standard cover (ESP26)		○
ARO2325	<input type="checkbox"/> Elan Occipital Pad 230 mm wide w/standard cover (EOP23)		227,49
ARO1495	<input type="checkbox"/> Head Control or equivalent Headrest, provided independently from this order	NC : 2229	○
Lateral supports			
ARO2343	<input type="checkbox"/> Lateral Support Maxx Style Quick Release, pad size (110 mm wide x 83 mm high) LH		290,05
ARO2345	<input type="checkbox"/> Lateral Support Maxx Style Quick Release, pad size (135 mm wide x 90 mm high) LH		290,05
ARO2043	<input type="checkbox"/> Lateral Support Maxx Style Quick Release, pad size (145 mm wide x 95 mm high) LH		290,05
ARO2045	<input type="checkbox"/> Lateral Support Maxx Style Quick Release, pad size (165 mm wide x 110 mm high) LH		290,05
ARO2344	<input type="checkbox"/> Lateral Support Maxx Style Quick Release, pad size (110 mm wide x 83 mm high) RH		290,05
ARO2346	<input type="checkbox"/> Lateral Support Maxx Style Quick Release, pad size (135 mm wide x 90 mm high) RH		290,05
ARO2044	<input type="checkbox"/> Lateral Support Maxx Style Quick Release, pad size (145 mm wide x 95 mm high) RH		290,05
ARO2046	<input type="checkbox"/> Lateral Support Maxx Style Quick Release, pad size (165 mm wide x 110 mm high) RH		290,05
ARO2049	<input type="checkbox"/> Additional telescopic link for Maxx Style lateral support, 25 mm, Pair		107,11

LEGRESTS / FOOTRESTS				
Centre mount legrests (Incl. Calf pads)				
ARO0586	<input type="checkbox"/>	Centre mount legrest, angle settable Length: 310 - 410 mm	NC : 0517, 2034, 2035, 2366	338,39
ARO0589	<input type="checkbox"/>	LNX Power centre mount legrest, length compensating; Length: 340 - 410 mm	NC : 2261, 2262, 2263, 2264	1 713,74
ARX0592	<input type="checkbox"/>	LNX Power centre mount legrest with telescoping foot platform (lowers to the ground); Length: 380 - 419 mm	NC : 2263, 2264	3 002,84
Footplates/Foot platform (nc : 0592)				
ARO2365	<input type="checkbox"/>	Angle & width adjustable footplates S (127 W x 190 mm D / 5"x7.5")		○
ARO0559	<input type="checkbox"/>	Angle & width adjustable footplates M (140 W x 240 mm D / 5.5"x9.5")		◆
ARO0516	<input type="checkbox"/>	Angle & width adjustable footplates L (150 W x 290 mm D / 6"x11.5)		124,17
ARO2366	<input type="checkbox"/>	Angle adjustable foot platform S (305 W x 215 mm D / 12"x8.5")		124,17
ARO0517	<input type="checkbox"/>	Angle adjustable foot platform M (305 W x 275 mm D / 12"x10.75")		124,17
G - Height setting: Centre Mount Legrest (options 0586, 0589) - SEAT PAN TO FOOTPLATE				
Customized :				
<input type="checkbox"/> 375 mm				◆
<input type="checkbox"/> 310 mm <input type="checkbox"/> 325 mm <input type="checkbox"/> 335 mm <input type="checkbox"/> 345 mm				○
<input type="checkbox"/> 355 mm <input type="checkbox"/> 364 mm <input type="checkbox"/> 385 mm <input type="checkbox"/> 410 mm				○
G - Height setting: Centre Mount w telescoping foot platform - SEAT PAN TO FOOTPLATE				
Customized :				
<input type="checkbox"/> 380 mm <input type="checkbox"/> 393 mm <input type="checkbox"/> 406 mm <input type="checkbox"/> 419 mm				○
Vari legrests LH				
ARO0537	<input type="checkbox"/>	Hanger Vari A LH		◆
ARO0538	<input type="checkbox"/>	Hanger ADM 0° - 80° LH		96,68
ARO0539	<input type="checkbox"/>	Hanger ADE 0° - 80° LH	NC : 2261, 2262, 2263, 2264	343,13
Vari legrests RH				
ARO0547	<input type="checkbox"/>	Hanger Vari A RH		◆
ARO0548	<input type="checkbox"/>	Hanger ADM 0° - 80° RH		96,68
ARO0549	<input type="checkbox"/>	Hanger ADE 0° - 80° RH	NC : 2261, 2262, 2263, 2264	343,13
Individual footplate type LH				
ARO0509	<input type="checkbox"/>	Angle adjustable Footplate LH		◆
ARO0511	<input type="checkbox"/>	Angle and depth adjustable Footplate LH		124,17
Individual footplate type RH				
ARO0506	<input type="checkbox"/>	Angle adjustable Footplate RH		◆
ARO0508	<input type="checkbox"/>	Angle and depth adjustable Footplate RH		124,17
H - Height setting: Vari Hanger LH (options 0537, 0538 & 0539) - SEAT PAN TO FOOTPLATE				
Customized :				
<input type="checkbox"/> 370 mm				◆
<input type="checkbox"/> 270 mm <input type="checkbox"/> 280 mm <input type="checkbox"/> 290 mm <input type="checkbox"/> 300 mm				○
<input type="checkbox"/> 310 mm <input type="checkbox"/> 320 mm <input type="checkbox"/> 330 mm <input type="checkbox"/> 340 mm				○
<input type="checkbox"/> 350 mm <input type="checkbox"/> 360 mm <input type="checkbox"/> 380 mm <input type="checkbox"/> 390 mm				○
<input type="checkbox"/> 400 mm <input type="checkbox"/> 410 mm <input type="checkbox"/> 420 mm <input type="checkbox"/> 430 mm				○
K - Height setting: Vari Hanger RH (options 0547, 0548 & 0549) - SEAT PAN TO FOOTPLATE				
Customized :				
<input type="checkbox"/> 370 mm				◆
<input type="checkbox"/> 270 mm <input type="checkbox"/> 280 mm <input type="checkbox"/> 290 mm <input type="checkbox"/> 300 mm				○
<input type="checkbox"/> 310 mm <input type="checkbox"/> 320 mm <input type="checkbox"/> 330 mm <input type="checkbox"/> 340 mm				○
<input type="checkbox"/> 350 mm <input type="checkbox"/> 360 mm <input type="checkbox"/> 380 mm <input type="checkbox"/> 390 mm				○
<input type="checkbox"/> 400 mm <input type="checkbox"/> 410 mm <input type="checkbox"/> 420 mm <input type="checkbox"/> 430 mm				○
REMOTES				
LiNX primary remotes & brackets				
ARO2203	<input type="checkbox"/>	Remote LiNX DLX-REM211 = Drive & Actuators	NC : 2229, 2231, 2232, 2230, 2247, 2257, 2233, 2240, 2270, 2219, 2245	○
ARO2204	<input type="checkbox"/>	Remote LiNX DLX-REM216 = Drive, Actuators & Lights	NC : 2229, 2231, 2232, 2230, 2247, 2257, 2233, 2240, 2270, 2219, 2245	○
ARO2205	<input type="checkbox"/>	Rehab Remote LiNX, touch-screen user interface DLX-REM400		◆
ARO2206	<input type="checkbox"/>	Rehab Remote LiNX without joystick for alternative access users DLX-REM500	NC : 2270	473,93
				  REM211  REM216  REM400  Bluetooth  REM500  Bluetooth

Use mount/REM400 toggle option					
ARO2270	<input type="checkbox"/>	Assignable Toggle Switch Module for REM400 (DLX-SW400TGL) as default set to left: ON/OFF, right speed dial		340,28	 2270
Use mount/Remote mounting position					
ARO2107	<input type="checkbox"/>	Standard Bracket RH	NC : 1404	○	
ARO2108	<input type="checkbox"/>	Standard Bracket LH	NC : 1405	○	
ARO1707	<input type="checkbox"/>	Swing Away Bracket RH	NC : 1404	◆	
ARO1708	<input type="checkbox"/>	Swing Away Bracket LH	NC : 1405	○	
ARO1709	<input type="checkbox"/>	Maxx resolve , swing away in/out - RH	NC : 1404	○	
ARO1710	<input type="checkbox"/>	Maxx resolve , swing away in/out - LH	NC : 1405	○	
ARO2293	<input type="checkbox"/>	Retractable inwards and outwards, multi-adjustable, right-positioned	NC : 1404	○	
ARO2294	<input type="checkbox"/>	Retractable inwards and outwards, multi-adjustable, left-positioned	NC : 1405	○	
ARO2075	<input type="checkbox"/>	Swing Away + height / width adjust. Mount on RH for user, Quad link design	NC : 1415	191,47	
ARO2076	<input type="checkbox"/>	Swing Away + height / width adjust. Mount on LH for user, Quad link design	NC : 1339	191,47	
ARO2213	<input type="checkbox"/>	Centre Mount, swing-away to RH, Nucleus	NC : 1404, 1405	563,98	
ARO2214	<input type="checkbox"/>	Centre Mount, swing-away to LH, Nucleus	NC : 1404, 1405	563,98	
ARO2227	<input type="checkbox"/>	Bracket RH, mounted for Attendant	NC : 2219, 2245	131,75	
ARO2228	<input type="checkbox"/>	Bracket LH, mounted for Attendant	NC : 2219, 2245	131,75	
ARO2239	<input type="checkbox"/>	Individual mounting option per request (Special)		On demand	
LiNX REM500 (Display only) brackets					
ARO2209	<input type="checkbox"/>	Swing away RH, multi-adjustable	NC : 1404, 2311	◆	
ARO2210	<input type="checkbox"/>	Swing away LH, multi-adjustable	NC : 1405, 2310	○	
PW-4005	<input type="checkbox"/>	Option 2209/2210 avec tige de fixation pour REM500 rallongée de 200 mm		On demand	
ARO2213	<input type="checkbox"/>	Centre Mount, swing-away to RH, Nucleus	NC : 1404, 1405, 2310, 2311	563,98	
ARO2214	<input type="checkbox"/>	Centre Mount, swing-away to LH, Nucleus	NC : 1404, 1405, 2310, 2311	563,98	
ARX2239	<input type="checkbox"/>	Individual mounting option per request (Special)		On demand	
Dual control LiNX + brackets					
ARO2219	<input type="checkbox"/>	Compact Dual Control LiNX (DLX-ACU200)	NC : 1221, 1222, 2227, 2228	900,47	
ARO2245	<input type="checkbox"/>	Invacare LiNX IDC Dual control	NC : 1207, 1208, 2227, 2228, 2069	1 354,05	
ARO1207	<input type="checkbox"/>	Standard Bracket RH	NC : 2245	◆	
ARO1208	<input type="checkbox"/>	Standard Bracket LH	NC : 2245	○	
ARO1221	<input type="checkbox"/>	Bracket RH, detachable	NC : 2219	○	
ARO1222	<input type="checkbox"/>	Bracket LH, detachable	NC : 2219	○	
If multiple joysticks are to be mounted on the center mount mount (2213/2214), select option 2215					
Mo-Vis special controls - refer to the order sheet 					
LiNX - Compact remotes & brackets					
ARO2231	<input type="checkbox"/>	Proportional Compact Remote DLX-CR400		938,39	
ARO2232	<input type="checkbox"/>	Proportional Compact Remote Low Force DLX-CR-400LF		1 033,18	
ARO2207	<input type="checkbox"/>	RH Mount	NC : 1404	◆	
ARO2208	<input type="checkbox"/>	LH Mount	NC : 1405	○	
ARO2213	<input type="checkbox"/>	Centre Mount, swing-away to RH (Nucleus)	NC : 1404, 1405	563,98	
ARO2214	<input type="checkbox"/>	Centre Mount, swing-away to LH (Nucleus)	NC : 1404, 1405	563,98	
ARX2215	<input type="checkbox"/>	Individual mounting option per request (Special)		On demand	
ALTERNATIVE JOYSTICKS & INPUTS & BRACKETS					
Chin control & brackets					
ARO2229	<input type="checkbox"/>	Proportional Chin Joystick (ASL138)	NC : 2230, 2247, 2233, 2257, 2240	3 011,37	
ARO1289	<input type="checkbox"/>	Swing Away Bracket RH, side manual (ASL628)		◆	
ARO1288	<input type="checkbox"/>	Swing Away Bracket LH, side manual (ASL628)		○	
ARX1287	<input type="checkbox"/>	Swing Away Bracket RH, powered		1 445,50	
ARX1286	<input type="checkbox"/>	Swing Away Bracket LH, powered		1 445,50	
Head control ATOM technology					
ARO2230	<input type="checkbox"/>	Head Control with ultrasonic proximity sensors (ATOM, ASL104) with standard wings M3	NC : 2233, 2092, 2324, 2325, 2257, 2240	4 445,50	
ARO2247	<input type="checkbox"/>	Head Control with ultrasonic proximity sensors (PROTON, ASL104P) with PROTON wings	NC : 2233, 2092, 2324, 2325, 2257, 2240	4 445,50	

Four-switch proximity array					
ARO2257	<input type="checkbox"/>	Four-Switch Proximity Array (ASL106)	NC : 2233, 2240	6 129,86	 2257
ARO2275	<input type="checkbox"/>	Centre Mount, swing-away to RH, Nucleus		○	
ARO2276	<input type="checkbox"/>	Centre Mount, swing-away to LH, Nucleus		○	
ARO2215	<input type="checkbox"/>	Individual mounting option per request (Special)		On demand	
LiNX - Proportional remotes / inputs & brackets					
ARO2233	<input type="checkbox"/>	MEC Proportional Joystick (Micro Extremity Control ASL130)	NC : 2240	2 649,29	 2233
ARO2235	<input type="checkbox"/>	Tray Mount RH (ASL603, 100x150 mm)		○	
ARO2236	<input type="checkbox"/>	Tray Mount LH (ASL603, 100x150 mm)		○	
ARO2213	<input type="checkbox"/>	Centre Mount, swing-away to RH, Nucleus	NC : 1404, 1405	○	
ARO2214	<input type="checkbox"/>	Centre Mount, swing-away to LH, Nucleus	NC : 1404, 1405	○	
ARO2241	<input type="checkbox"/>	Centre Mount, swing-away to RH, Nucleus - Incl. Tray ASL603, 100x150 mm	NC : 1404, 1405	563,98	
ARO2242	<input type="checkbox"/>	Centre Mount, swing-away to LH, Nucleus - Incl. Tray ASL603, 100x150 mm		563,98	
ARO2215	<input type="checkbox"/>	Individual mounting option per request (Special)		On demand	
LiNX - Enhanced proportional remotes / inputs & brackets					
ARO2240	<input type="checkbox"/>	Proportional Heavy Duty Remote Joystick w mode switch (ASL133)		2 132,70	 2240
ARO2235	<input type="checkbox"/>	Tray Mount RH (ASL603, 100x150 mm)		○	
ARO2236	<input type="checkbox"/>	Tray Mount LH (ASL603, 100x150 mm)		○	
ARO2213	<input type="checkbox"/>	Centre Mount, swing-away to RH, Nucleus		○	
ARO2214	<input type="checkbox"/>	Centre Mount, swing-away to LH, Nucleus		○	
ARO2241	<input type="checkbox"/>	Centre Mount, swing-away to RH, Nucleus - Incl. Tray ASL603, 100x150 mm		563,98	
ARO2242	<input type="checkbox"/>	Centre Mount, swing-away to LH, Nucleus - Incl. Tray ASL603, 100x150 mm		563,98	
ARO2215	<input type="checkbox"/>	Individual mounting option per request (Special) - REQUIRES ADDITIONAL INFORMATION /		On demand	
Pediatric compact					
ARO2243	<input type="checkbox"/>	Proportional Pediatric Compact (ASL132), includes Input Module		2 383,89	 2243
ARO2235	<input type="checkbox"/>	Tray Mount RH (ASL603, 100x150 mm)		○	
ARO2236	<input type="checkbox"/>	Tray Mount LH (ASL603, 100x150 mm)		○	
ARO2213	<input type="checkbox"/>	Centre Mount, swing-away to RH, Nucleus		○	
ARO2214	<input type="checkbox"/>	Centre Mount, swing-away to LH, Nucleus		○	
ARO2241	<input type="checkbox"/>	Centre Mount, swing-away to RH, Nucleus - Incl. Tray ASL603, 100x150 mm		563,98	
ARO2242	<input type="checkbox"/>	Centre Mount, swing-away to LH, Nucleus - Incl. Tray ASL603, 100x150 mm		563,98	
ARO2215	<input type="checkbox"/>	Individual mounting option per request (Special) - REQUIRES ADDITIONAL INFORMATION /		On demand	
Sip'n puff head control					
ARO2255	<input type="checkbox"/>	Sip'n Puff Head Control (ASL109), includes Input Module and Lip Switch (ASL 301 LIP)		5 298,58	 2255 2256
Sip'n puff control & input module					
ARO2256	<input type="checkbox"/>	Sip'n Puff Control (including Sip'n Puff kit, Lip Switch ASL301LIP and Input module)		5 298,58	
LiNX interface options (mounted & connected)					
ARO2271	<input type="checkbox"/>	Input Module DLX-IN500-A (sub D, Sip'n Puff)		398,10	
LiNX 10-way switch (For alternative joystick: only on opposite side of joystick)					
ARO2251	<input type="checkbox"/>	10-Way Switch DLX-SW10-A for direct Powered Seating Access		417,06	 2251
ARO2217	<input type="checkbox"/>	Bracket RH, mounted for user		○	
ARO2218	<input type="checkbox"/>	Bracket LH, mounted for user		○	
ARO2226	<input type="checkbox"/>	For attendant, mounted on back shroud		○	
ARO2225	<input type="checkbox"/>	Without mounting		○	
Toggles/Buttons					
ARO2263	<input type="checkbox"/>	Four-Way Toggle - direct control for tilt & recline		322,27	 2263
ARO2264	<input type="checkbox"/>	Four-Way Button - direct control for tilt & recline		322,27	
ARO2207	<input type="checkbox"/>	RH Mount		○	
ARO2208	<input type="checkbox"/>	LH Mount		○	
ARO2225	<input type="checkbox"/>	Without mounting		○	
LiNX ACCESSORIES					
USB charger port					
ARO2253	<input type="checkbox"/>	USB Charger Port DLX-USB02-A	NC : Bodypoint Belt	184,83	 2253
ARO2207	<input type="checkbox"/>	RH Mount		○	
ARO2208	<input type="checkbox"/>	LH Mount		○	

Remote stop switch						
ARO2258	<input type="checkbox"/>	Remote Stop Switch (ASL504)		654,03		2258
Output module						
ARO2272	<input type="checkbox"/>	LiNX Output Module (DLX-OUT500)		591,47		2272
Further LiNX components / accessories						
ARO2300	<input type="checkbox"/>	To be enclosed only			<input type="radio"/>	
ARX2301	<input type="checkbox"/>	To be connected and programmed (Special)				On demand
Buddy buttons (diameter 63 mm)						
ARO1685	<input type="checkbox"/>	Red Buddy Button		102,37		
ARO1686	<input type="checkbox"/>	Yellow Buddy Button		102,37		
ARO1687	<input type="checkbox"/>	Green Buddy Button		102,37		
ARO1690	<input type="checkbox"/>	Blue Buddy Button		102,37		
Egg switch						
ARO2254	<input type="checkbox"/>	Egg switch, black		81,52		
Piko buttons (diameter: 30 mm)						
ARO1711	<input type="checkbox"/>	Red Piko Button		102,37		
ARO1712	<input type="checkbox"/>	Yellow Piko Button		102,37		
ARO1713	<input type="checkbox"/>	Green Piko Button		102,37		
ARO1714	<input type="checkbox"/>	Orange Piko Button		102,37		
ARO1715	<input type="checkbox"/>	Blue Piko Button		102,37		
ARO1716	<input type="checkbox"/>	Black Piko Button		102,37		
Bodypoint joystick knobs						
ARO2721	<input type="checkbox"/>	3 inch U-Shaped, Joystick Handle, Bodypoint PC101A		100,00		2721
ARO2722	<input type="checkbox"/>	4 inch U-Shaped, Joystick Handle, Bodypoint PC102A		100,00		2722
ARO2723	<input type="checkbox"/>	Domed Rubber, Joystick Handle, Bodypoint PC107A		100,00		2723
ARO2724	<input type="checkbox"/>	Mushroom Grooved, Joystick Handle, Bodypoint PC110A		100,00		2724
DRIVE UNIT DETAILS						
Shroud colours						
ARP2640	<input type="checkbox"/>	Obsidian black			<input type="radio"/>	
ARP2641	<input type="checkbox"/>	Ruby red			<input type="radio"/>	
ARP2642	<input type="checkbox"/>	Purple Passion			<input type="radio"/>	
ARP2643	<input type="checkbox"/>	Peacock blue			<input type="radio"/>	
ARP2644	<input type="checkbox"/>	Artic blue			<input type="radio"/>	
Rim insert colours						
ARP2650	<input type="checkbox"/>	Obsidian black			<input type="radio"/>	
ARP2651	<input type="checkbox"/>	Ruby red			<input type="radio"/>	
ARP2652	<input type="checkbox"/>	Purple Passion			<input type="radio"/>	
ARP2653	<input type="checkbox"/>	Peacock blue			<input type="radio"/>	
ARP2654	<input type="checkbox"/>	Artic blue			<input type="radio"/>	
PERFORMANCES						
Forks						
ARO2631	<input type="checkbox"/>	Single sided fork (new) incl. black castor		399,05		
ARO2632	<input type="checkbox"/>	Double sided fork			<input type="radio"/>	
Centre / Drive wheels						
ARO0704	<input type="checkbox"/>	14"x3" Black Tires, Pneumatic			<input type="radio"/>	
ARO0705	<input type="checkbox"/>	14"x3" Black Tires, Solid tire			<input type="radio"/>	
ARO0706	<input type="checkbox"/>	14"x3" Black Tires Puncture Protect			<input type="radio"/>	
Motor type / Speed options						
ARO1282	<input type="checkbox"/>	OPS Drive 6 km/h (4-pole)			<input type="radio"/>	
ARO1283	<input type="checkbox"/>	OPS Drive 10 km/h (4-pole)			<input type="radio"/>	
ARO1223	<input type="checkbox"/>	OPS Drive 10 km/h, programmable up to 12 km/h			<input type="radio"/>	
Battery						
ARO1260	<input type="checkbox"/>	73,5 Ah			<input type="radio"/>	
Charger						
ARO1313	<input type="checkbox"/>	OptiCharge Charger 10A			<input type="radio"/>	
GYROSCOPE						
G-Trac						
ARO1215	<input type="checkbox"/>	G-Trac Module		1 035,07		

POSITIONNING OPTIONS

For Bodypoint accessories, please refer to Bodypoint specific pricelist



OPTIONS

Light			
ARO1367	<input type="checkbox"/>	Light system with Indicators	627,49
ARO1437	<input type="checkbox"/>	LED Light System	650,24
ARO1254	<input type="checkbox"/>	Without Light system	◆
Transportation kit			
ARO1450	<input type="checkbox"/>	Preparation for DAHL-Docking station (Adequate headrest is compulsory)	○
Taxi hook			
ARO1494	<input type="checkbox"/>	4-Point tie-down (Tested version for using wheelchair as a vehicle seat according to ISO 7176-19:2001) (Adequate headrest is compulsory)	◆
ARO1401	<input type="checkbox"/>	6-Point tie-down (Tested version for using wheelchair as a vehicle seat according to ISO 7176-19)) required for variants with combined Lift & Tilt module (Adequate headrest is compulsory)	○
Lap belt			
ARO2113	<input type="checkbox"/>	Lap Belt with Auto Lock (flexible mount in side rails)	NC : Bodypoint belt ◆
Bodypoint positioning belts (fasteners included)			
ARO2701	<input type="checkbox"/>	Evoflex Pelvic Stabilizer, Rehab Latch - Size L	156,40
ARO2702	<input type="checkbox"/>	Evoflex Pelvic Stabilizer, Rehab Latch - Size M	156,40
ARO2703	<input type="checkbox"/>	2-Point Hip Belt, Ctr-Pull, Push Butt, Cinch-Mount - Size L	133,65
ARO2704	<input type="checkbox"/>	2-Point Hip Belt, Ctr-Pull, Push Butt, Cinch-Mount - Size M	133,65
ARO2705	<input type="checkbox"/>	2-Point Hip Belt, Dual-Pull, Side-Release Butt. Cinch-Mount - Size L	116,59
ARO2706	<input type="checkbox"/>	2-Point Hip Belt, Dual-Pull, Side-Release Butt. Cinch-Mount - Size M	116,59
Rearview mirror			
ARX1415	<input type="checkbox"/>	RH Mirror	70,14
ARX1339	<input type="checkbox"/>	LH Mirror	70,15
Tray			
ARO1404	<input type="checkbox"/>	Swing Away RH	478,67
ARO1405	<input type="checkbox"/>	Swing Away LH	478,67
RAMPS			
1440530	<input type="checkbox"/>	Fiberglass Folding Mono Ramp Folded dimensions: 2000 x 230 mm 16.3 kg - maximum capacity: 300 kg	1 787,68
1654130	<input type="checkbox"/>	Aluminium folding mono ramp Folded dimensions: 1824 x 714 mm 13.9 kg - maximum capacity: 300 kg	317,54



1367



2701, 2702




2703, 2704



2705, 2706



1440530



1654130