

Kit positionnement **Matrix®** & **Vicair®**

Please contact Invacare EU Export Customer Services on :
 Tel : +33 247 626980 ;
 Email : serviceclient_export@invacare.com



Positioning Kit Matrix® & Vicair®



Positioning cushions and backrests

These backrests can be supported in the case of a prescription for a modular and scalable series seat including a seat cushion and a positioning backrest. Medical prescriptions issued by a doctor specializing in paediatrics, functional rehabilitation, rheumatology, orthopedic surgery

2 years warranty

Date :

Purchase Order :

Customer Code :

Dealer's Stamp :

Indicative Public Rate - Use the online configurator on Invacare Pro to generate quotes or orders free from incompatibilities.

Please make your selection with a cross in the box Standard configuration Free of charge







			Euros
CODE	DESIGNATION	NC : Non Compatible NC : 9999 : non compatible with the reference 9999	HT
SQB0020	<input type="checkbox"/> Positionning kit Vicair® cushion and Matrix® backrest		1136,49

Coussins d'assise Vicair®

SQB0100	<input type="checkbox"/> Vicair® Adjuster O2 - 6 cm height	NC : 0200-0230 ; 0320-0370 ; 0400-0430 ; 0520-0570 ; 0600 ; 0799	<input type="radio"/>	 Vicair Adjuster O2	
SQB0110	<input type="checkbox"/> Vicair® Adjuster O2 - 10 cm height	NC : 0200-0230 ; 0350-0370 ; 0400-0430 ; 0550-0570 ; 0600 ; 0799	47,39		
SQB0120	<input type="checkbox"/> Vicair® Adjuster O2 - 12 cm height	NC : 0200-0230 ; 0350-0370 ; 0400-0430 ; 0550-0570 ; 0600 ; 0799	142,18		
SQB0130	<input type="checkbox"/> Vicair® Vector O2 - 6 cm height	NC : 0200-0230 ; 0320-0370 ; 0400-0430 ; 0520-0570 ; 0600 ; 0799	94,79		 Vicair Vector O2
SQB0140	<input type="checkbox"/> Vicair® Vector O2 - 10 cm height	NC : 0200-0230 ; 0350-0370 ; 0400-0430 ; 0550-0570 ; 0600 ; 0799	142,18		
SQB0150	<input type="checkbox"/> Vicair® Active O2 - 6 cm height	NC : 0200-0230 ; 0320-0370 ; 0400-0430 ; 0520-0570 ; 0600 ; 0700-0710-0720	47,39		 Vicair Active O2
SQB0160	<input type="checkbox"/> Vicair® Active O2 - 9 cm height	NC : 0200-0230 ; 0350-0370 ; 0400-0430 ; 0550-0570 ; 0600 ; 0700-0710-0720	94,79		
SQB0170	<input type="checkbox"/> Vicair® Centre O2 - 10 cm height	NC : 0200-0230 ; 0350-0370 ; 0400-0430 ; 0550-0570 ; 0799	94,79		 Vicair Centre O2
SQB0180	<input type="checkbox"/> Vicair® Junior O2 - 9 cm height	NC : 0250-0370 ; 0450-0570 ; 0799	94,79		
SQB0190	<input type="checkbox"/> Vicair® Xxtra O2 - 10 cm height	NC : 0200-0310 ; 0330 ; 0400-0470 ; 0490 ; 0510 ; 0530 ; 0799	142,18		 Vicair Xxtra O2

Vicair® cushion width

SQB0200	<input type="checkbox"/> 250 mm		<input type="radio"/>
SQB0210	<input type="checkbox"/> 280 mm		<input type="radio"/>
SQB0220	<input type="checkbox"/> 300 mm		<input type="radio"/>
SQB0230	<input type="checkbox"/> 330 mm		<input type="radio"/>
SQB0240	<input type="checkbox"/> 350 mm		<input type="radio"/>
SQB0250	<input type="checkbox"/> 380 mm		<input type="radio"/>
SQB0260	<input type="checkbox"/> 400 mm		<input type="radio"/>
SQB0270	<input type="checkbox"/> 430 mm		<input type="radio"/>
SQB0280	<input type="checkbox"/> 450 mm		<input type="radio"/>
SQB0290	<input type="checkbox"/> 480 mm		<input type="radio"/>
SQB0300	<input type="checkbox"/> 500 mm		<input type="radio"/>
SQB0310	<input type="checkbox"/> 530 mm		<input type="radio"/>
SQB0320	<input type="checkbox"/> 550 mm		<input type="radio"/>
SQB0330	<input type="checkbox"/> 580 mm		<input type="radio"/>
SQB0340	<input type="checkbox"/> 600 mm		<input type="radio"/>
SQB0350	<input type="checkbox"/> 650 mm		<input type="radio"/>
SQB0360	<input type="checkbox"/> 700 mm		<input type="radio"/>
SQB0370	<input type="checkbox"/> 750 mm		<input type="radio"/>

Positioning kit Matrx® & Vicair®				Euros	
				HT	
Vicair® cushion depth					
SQB0400	<input type="checkbox"/>	250 mm			<input type="radio"/>
SQB0410	<input type="checkbox"/>	280 mm			<input type="radio"/>
SQB0420	<input type="checkbox"/>	300 mm			<input type="radio"/>
SQB0430	<input type="checkbox"/>	330 mm			<input type="radio"/>
SQB0440	<input type="checkbox"/>	350 mm			<input type="radio"/>
SQB0450	<input type="checkbox"/>	380 mm			<input type="radio"/>
SQB0460	<input type="checkbox"/>	400 mm			<input type="radio"/>
SQB0470	<input type="checkbox"/>	430 mm			<input type="radio"/>
SQB0480	<input type="checkbox"/>	450 mm			<input type="radio"/>
SQB0490	<input type="checkbox"/>	480 mm			<input type="radio"/>
SQB0500	<input type="checkbox"/>	500 mm			<input type="radio"/>
SQB0510	<input type="checkbox"/>	530 mm			<input type="radio"/>
SQB0520	<input type="checkbox"/>	550 mm			<input type="radio"/>
SQB0530	<input type="checkbox"/>	580 mm			<input type="radio"/>
SQB0540	<input type="checkbox"/>	600 mm			<input type="radio"/>
SQB0550	<input type="checkbox"/>	650 mm			<input type="radio"/>
SQB0560	<input type="checkbox"/>	700 mm			<input type="radio"/>
SQB0570	<input type="checkbox"/>	750 mm			<input type="radio"/>
Vicair® cushion special dimensions					
SQB0600	<input type="checkbox"/>	Special sizes	Lead time: + 6 weeks	180,00	
SQB0610	<input type="checkbox"/>	On demand sizes	Lead time: + 6 weeks	270,00	
Vicair® cushion cover					
SQB0700	<input type="checkbox"/>	O2 Top cover			<input type="radio"/>
SQB0710	<input type="checkbox"/>	Comfair cover			<input type="radio"/>
SQB0720	<input type="checkbox"/>	Incontinence cover			<input type="radio"/>
SQB0799	<input type="checkbox"/>	No cover	Only for the Active O2 cushion		<input type="radio"/>
Matrx® backrests					
SQB1500	<input type="checkbox"/>	Matrx® Elite® E2 - Quick release fixings included	NC : 1600 - 1630 ; 1710 - 1740 ; 1810 ; 1830 ; 1900 - 1930		<input type="radio"/>
SQB1510	<input type="checkbox"/>	Matrx® Elite® E2 Deep - Quick release fixings included	NC : 1600 - 1630 ; 1710 - 1740 ; 1810 ; 1830 ; 1900 - 1930	47,39	 Matrx Elite E2 / Elite Deep E2
SQB1520	<input type="checkbox"/>	Matrx® Elite Max - Reinforced quick release fixings included	NC : 1600 - 1700 ; 1800 - 1860 ; 1880 ; 1900 - 1930	568,72	 Matrx Elite Max / Elite Deep Max
SQB1530	<input type="checkbox"/>	Matrx® Elite Deep Max - Reinforced quick release fixings included	NC : 1600 - 1700 ; 1800 - 1880 ; 1900 - 1930	616,11	 Matrx Elite Max / Elite Deep Max
SQB1540	<input type="checkbox"/>	Matrx® MX2 - Choose the fixings	NC : 1600 - 1630 ; 1690 ; 1700 - 1740 ; 1810 ; 1820 ; 1840 ; 1860 ; 1880 ; 1890 ; 1910 ; 1930	189,57	 Matrx MX2
SQB1550	<input type="checkbox"/>	Matrx® Posture Back - Choose the fixings	NC : 1600 - 1630 ; 1650 ; 1690 ; 1710 - 1740 ; 1800 - 1840 ; 1860 ; 1880 ; 1900 ; 1920		<input type="radio"/>
SQB1560	<input type="checkbox"/>	Matrx® Posture Back Deep - Choose the fixings	NC : 1600 - 1630 ; 1650 ; 1690 ; 1710 - 1740 ; 1800 - 1840 ; 1860 ; 1880 ; 1900 ; 1920	47,39	 Matrx Posture Back / Posture Back Deep
SQB1570	<input type="checkbox"/>	Matrx® Posture Back Max - Reinforced quick release fixings included	NC : 1600 - 1690 ; 1710 ; 1730 ; 1800 - 1860 ; 1880 ; 1900 - 1930	663,51	 Matrx Posture Back Max / Posture Back Deep
SQB1580	<input type="checkbox"/>	Matrx® Posture Back Deep Max - Reinforced quick release fixings included	NC : 1600 - 1690 ; 1710 ; 1730 ; 1800 - 1860 ; 1880 ; 1900 - 1930	710,90	 Matrx Posture Back Max / Posture Back Deep
SQB1590	<input type="checkbox"/>	Matrx® Mini - Quick release fixings	NC : 1650 - 1740 ; 1800 ; 1820 ; 1830 ; 1870 - 1930		<input type="radio"/>
Matrx® Backrest width					
SQB1600	<input type="checkbox"/>	260 mm			<input type="radio"/>
SQB1610	<input type="checkbox"/>	280 mm			<input type="radio"/>
SQB1620	<input type="checkbox"/>	310 mm			<input type="radio"/>
SQB1630	<input type="checkbox"/>	330 mm			<input type="radio"/>
SQB1640	<input type="checkbox"/>	360 mm			<input type="radio"/>
SQB1650	<input type="checkbox"/>	380 mm			<input type="radio"/>
SQB1660	<input type="checkbox"/>	410 mm			<input type="radio"/>
SQB1670	<input type="checkbox"/>	430 mm			<input type="radio"/>
SQB1680	<input type="checkbox"/>	460 mm			<input type="radio"/>
SQB1690	<input type="checkbox"/>	480 mm			<input type="radio"/>
SQB1700	<input type="checkbox"/>	510 mm			<input type="radio"/>
SQB1710	<input type="checkbox"/>	530 mm			<input type="radio"/>
SQB1720	<input type="checkbox"/>	560 mm			<input type="radio"/>
SQB1730	<input type="checkbox"/>	580 mm			<input type="radio"/>
SQB1740	<input type="checkbox"/>	610 mm			<input type="radio"/>
Matrx® Backrest height					
LVA8	<input type="checkbox"/>	150-160 mm			<input type="radio"/>
SQB1810	<input type="checkbox"/>	180 mm			<input type="radio"/>
SQB1820	<input type="checkbox"/>	200 mm			<input type="radio"/>
SQB1830	<input type="checkbox"/>	230 mm			<input type="radio"/>
SQB1840	<input type="checkbox"/>	260 mm			<input type="radio"/>
SQB1850	<input type="checkbox"/>	310 mm			<input type="radio"/>
SQB1860	<input type="checkbox"/>	360 mm			<input type="radio"/>
SQB1870	<input type="checkbox"/>	410 mm			<input type="radio"/>
SQB1880	<input type="checkbox"/>	460 mm			<input type="radio"/>
SQB1890	<input type="checkbox"/>	510 mm			<input type="radio"/>
Matrx® Backrest fixing					
SQB1900	<input type="checkbox"/>	Quick release fixings for MX2 Backrests			<input type="radio"/>
SQB1910	<input type="checkbox"/>	Quick release fixings for Posture Back and Posture Back Deep backrests			<input type="radio"/>
SQB1920	<input type="checkbox"/>	Fixed fixings for MX2 backrests			<input type="radio"/>
SQB1930	<input type="checkbox"/>	Split fixings for Posture Back and Posture Back Deep backrests			<input type="radio"/>
SQB1940	<input type="checkbox"/>	Fixings included with the backrest			<input type="radio"/>