

Rea® Dahlia® 45°

Please contact Invacare EU Export Customer Services on :-
 Tel : +33 247 626980 ; Email : serviceclient_export@invacare.com
 Or visit our website : www.invacare.eu.com



Rea® Dahlia® 45° Folding Frame Steel Manual Wheelchair



Description:
 - Reclining seat up to 45° * .
 - Backrest adjustable in angle or tilting from 0° to 30°*.
 - Reduced overall width: Seat width +180 mm with 20", 22", 24" wheels
 - Wheelbase adjustable over 90 mm
 - delivered in rearward position.
 - Weight: from 35kg.
 - Max user weight: 135 kg.
 - 2-year warranty period excluding wear parts
 * see table at the end of order form

Date :

Purchase Order :

Customer Code :

Distributor Stamp::



Invacare Unique Customization Service
 Please specify the quote or special production number:

Please make your selection with a cross in the box ◆ Standard feature ○ Free of charge option

CODE	DESCRIPTION	NC : Non Compatible NC : 9999 = not compatible with the reference 9999	Euros
BXA0015	<input type="checkbox"/> Rea Dahlia® 45°		2 083,41
PROPULSION TYPE			
BXA0035	SELF PROPELLED: 24"/ 22" /20" WHEELS	NC : 1548	◆
BXA0042	<input type="checkbox"/> ONE ARM DRIVE RIGHT (NEW DHR SYSTEM) - QUICK RELEASE AXLES	NC : 0120, 0140, 1515, 1542, 1544, 1546, 1770	832,23
BXA0044	<input type="checkbox"/> ONE ARM DRIVE LEFT (NEW DHR SYSTEM) - QUICK RELEASE AXLES	NC : 0120, 0140, 1515, 1542, 1544, 1546, 1770	832,23
SEAT			
SEAT WIDTH			
BXA0050	<input type="checkbox"/> 390 MM (SMALL CHASSIS)	NC : 1770	○
BXA0060	<input type="checkbox"/> 440 MM (MEDIUM CHASSIS)		○
BXA0070	<input type="checkbox"/> 490 MM (LARGE CHASSIS)		○
SEAT WIDTH EXTENSION (PRE ADJUSTMENT)			
BXA0080	<input type="checkbox"/> + 50 MM		○
BXA0100	<input type="checkbox"/> WITHOUT SEAT WIDTH EXTENSION	NC : 0420	◆
SEAT DEPTH			
BXA0110	<input type="checkbox"/> 430-500 MM		◆
SEAT HEIGHT			
BXA0120	<input type="checkbox"/> 350 MM/ 14"; (20" AND 16")	NC : 0630, 0770, 0810, 0850, 1465, 1770	○
BXA0130	<input type="checkbox"/> 380 MM/ 15"; (22", 20" AND 16")	NC : 0630, 0770, 0810, 0850, 1465, 1770	○
BXA0140	<input type="checkbox"/> 400 MM/ 16"; (20")	NC : 0630, 0770, 0810, 0850, 1465	○
BXA0150	<input type="checkbox"/> 430 MM/ 17"; (20" AND 22")	NC : 0630, 1465	○
BXA0160	<input type="checkbox"/> 450 MM/ 18"; (24" AND 22")	NC : 1465	◆
BXA0170	<input type="checkbox"/> 480 MM/ 19"; (24" AND 16")		○
SEAT CUSHION			
BXA0220	<input type="checkbox"/> CUSHION MISTRAL 2 LAYER	NC : 0290, 0305	-43,70
BXA0230	<input type="checkbox"/> CUSHION FLOSHAPE		-43,70
BXA0240	<input type="checkbox"/> CUSHION MATRX CONTOUR VISCO NG	NC : 0290, 0300, 0305	◆
SEAT UPHOLSTERY			
BXA0290	<input type="checkbox"/> BLACK PLUSH TR35		○
BXA0300	<input type="checkbox"/> BLACK PU TR26 - MUTLI STRETCH PU COATED FABRIC		◆
BXA0305	<input type="checkbox"/> BLACK SPACER TR36		○

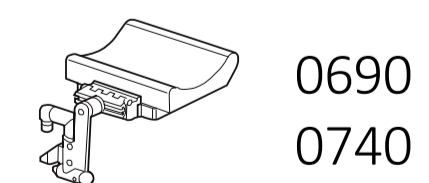
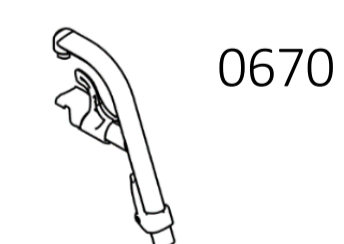
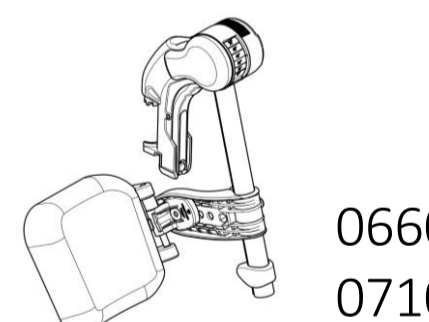
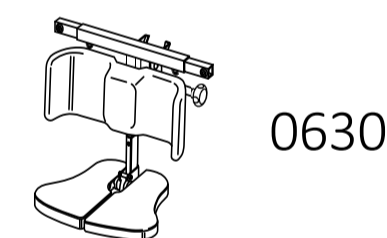
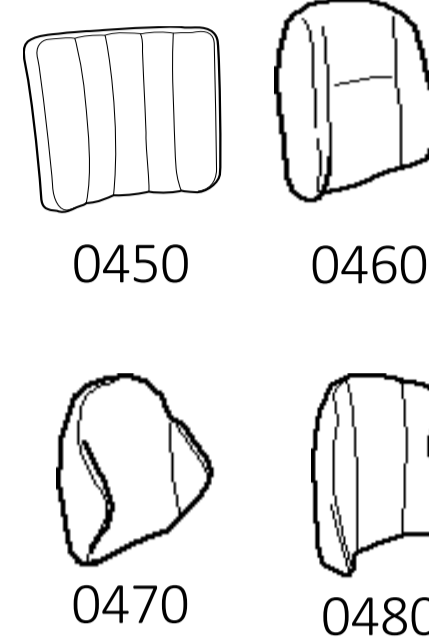







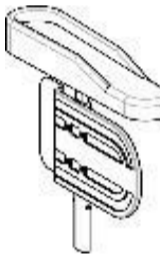

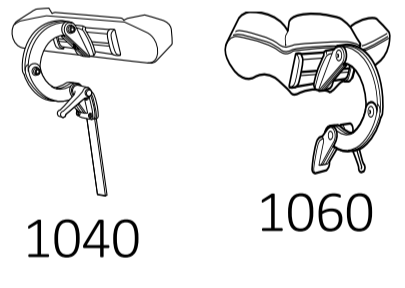

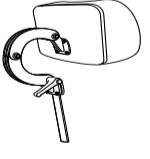


0230



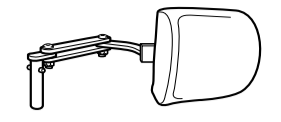
0240

BACKREST				
BACKREST JOINT POSITION				
BXA0330	<input type="checkbox"/>	+ 50 MM		○
BXA0340	<input type="checkbox"/>	WITHOUT BACKREST JOINT WIDTH EXTENSION		◆
BACKREST TYPE				
BXA0370	<input type="checkbox"/>	LAGUNA 2 BACKREST PLATE	NC : 0420, 0450, 0470, 0480, 0515	○
BXA0390	<input type="checkbox"/>	FLEX 3 BACKREST, FIXED PLATE (WIDTH ADJUSTABLE)	NC : 0450, 0515	○
BXA0400	<input type="checkbox"/>	FLEX 3 BACKREST, TENSION ADJUSTABLE (WIDTH ADJUSTABLE)		◆
BACKREST FLEX 3 ADJUSTMENT				
BXA0420	<input type="checkbox"/>	FLEX 3 + 50 MM		○
BXA0440	<input type="checkbox"/>	WITHOUT BACKREST WIDTH EXTENSION		◆
BACKREST COVER/ CUSHION				
BXA0450	<input type="checkbox"/>	COVER, LATERAL - BACKREST UPHOLSTERY MANDATORY		◆
BXA0460	<input type="checkbox"/>	CUSHION, LAGUNA (LATERAL SUPPORT) - BACKREST UPHOLSTERY MANDATORY	NC : 0515	○
BXA0470	<input type="checkbox"/>	CUSHION, MISTRAL 2 (WAIST SUPPORT) - BACKREST UPHOLSTERY MANDATORY	NC : 0515, 0535	○
BXA0480	<input type="checkbox"/>	CUSHION, PASSAD 2 (SHOULDER SUPPORT) - BACKREST UPHOLSTERY MANDATORY	NC : 0515	○
EXTRA LARGE BACKREST COVER/BACKREST CUSHION				
BXA0515	<input type="checkbox"/>	XL BACKREST COVER/BACKREST CUSHION		○
BACKREST UPHOLSTERY				
BXA0520	<input type="checkbox"/>	BLACK PLUSH TR35		○
BXA0530	<input type="checkbox"/>	BLACK PU TR26 - MUTLI STRETCH PU COATED FABRIC		◆
BXA0535	<input type="checkbox"/>	BLACK SPACER TR36		○
PUSHHANDLES				
BXA0540	<input type="checkbox"/>	ANGLE ADJUSTABLE PUSHBAR		147,97
BXA0550	<input type="checkbox"/>	Height adjustable and removable push handles		◆
BXA0560				
SEATING				
SEAT TILT TYPE				
BXA0580	<input type="checkbox"/>	ASSISTANT HAND OPERATED GAS PISTON FOR SEAT TILT - BACKREST RECLINE MANDATORY		◆
BXA0595	<input type="checkbox"/>	ELECTRIC BY REMOTE CONTROL - COMPLIES WITH EN 12184 : 2014	NC : 0600, 0620, 0630, 1770, 1860	995,26
BACKREST RECLINE OPERATION TYPE				
BXA0600	<input type="checkbox"/>	ASSISTANT OPERATED GAS PISTON FOR BACKREST RECLINE		◆
BXA0620	<input type="checkbox"/>	FIXED BACKREST ANGLE (BARREL SCREW)		○
LEGRESTS / FOOTRESTS				
CENTRAL LEGRESTS TYPE				
BXA0630	<input type="checkbox"/>	CENTRAL LEGREST, INCL CALFPAD AND FOOTREST.	NC : 0640, 0650, 0655, 0660, 0670, 0690, 0710, 0720, 0740, 0760, 0770, 0790, 0810, 0830, 0850, 1000, 1300, 1310, 1311, 1312, 1313	900,47
LEGRESTS / HANGERS ADJUSTMENT				
BXA0640	<input type="checkbox"/>	LOW POSITION, STANDARD		◆
BXA0650	<input type="checkbox"/>	HIGH POSITION FOR LONGER LEGS, 50 MM HIGHER		109,00
BXA0655	<input type="checkbox"/>	90° HANGER ATTACHMENT	NC : 0690, 0740	52,13
LEGRESTS / HANGERS LH TYPE				
BXA0660	<input type="checkbox"/>	HANGER ANGLE ADJUSTABLE - LH. WITH KNEE PAD AND CALF SUPPORT	NC : 0760, 0790, 1290	◆
BXA0670	<input type="checkbox"/>	HANGER FIXED 80 DEG, SWING IN SWING OUT		○
BXA0690	<input type="checkbox"/>	LEGREST AMPUTEE	NC : 0760, 0770, 0790, 0810, 1290, 1300, 1310	140,28
LEGRESTS / HANGERS RH TYPE				
BXA0710	<input type="checkbox"/>	HANGER ANGLE ADJUSTABLE - RH. WITH KNEE PAD AND CALF SUPPORT	NC : 0760, 0830, 1290	◆
BXA0720	<input type="checkbox"/>	HANGER FIXED 80 DEG, SWING IN SWING OUT		○
BXA0740	<input type="checkbox"/>	LEGREST AMPUTEE	NC : 0760, 0770, 0830, 0850, 1290, 1300, 1310	140,28



FOOTRESTS					
FOOTRESTS ONE PIECE					
BXA0760	<input type="checkbox"/>	FOOTREST ONE PIECE DEPTH AND ANGLE ADJUSTABLE SHORT TUBE.	NC : 0630, 0660, 0690, 0710, 0740, 0790, 0830, 1311, 1312, 1313	202,84	 0760/0770
BXA0770	<input type="checkbox"/>	FOOTREST ONE PIECE DEPTH AND ANGLE ADJUSTABLE LONG TUBE.	NC : 0790, 0810, 0830, 0850, 1311, 1312, 1313	202,84	
FOOTRESTS LH TYPE					
BXA0790	<input type="checkbox"/>	FOOTREST LOWER PART, DEPTH AND ANGLE ADJUSTABLE WITH SHORT TUBE AND HEEL STRAP, LH	NC : 0660, 0690, 0760, 0770	○	 0810/ 0850
BXA0810	<input type="checkbox"/>	FOOTREST LOWER PART, DEPTH AND ANGLE ADJUSTABLE WITH LONG TUBE AND HEEL STRAP, LH	NC : 1290	◆	
FOOTRESTS RH TYPE					
BXA0830	<input type="checkbox"/>	FOOTREST LOWER PART, DEPTH AND ANGLE ADJUSTABLE WITH SHORT TUBE AND HEEL STRAP, RH	NC : 0710, 0740, 0760, 0770	○	 0810/ 0850
BXA0850	<input type="checkbox"/>	FOOTREST LOWER PART, DEPTH AND ANGLE ADJUSTABLE WITH LONG TUBE AND HEEL STRAP, RH	NC : 1330	◆	
ARMRESTS (Height adjustable, Autolock attachment included)					
ARMRESTS LH TYPE					
BXA0860	<input type="checkbox"/>	STRAIGHT NARROW PAD, LH	NC : 1717	○	 0860  0870
BXA0870	<input type="checkbox"/>	STANDARD PAD, LH	NC : 0985, 1717	◆	
BXA0875	<input type="checkbox"/>	HIGH ARMREST (+55MM), STANDARD PAD, LH	NC : 0985, 1717	36,02	
BXA0890	<input type="checkbox"/>	HEMIPLEGIC ARMRESTS, LH.	NC : 0980, 0985, 1710, 1715, 1717, 1720, 1730, 1735, 1740	113,17	
BXA0910	<input type="checkbox"/>	WITHOUT ARMREST, LH	NC : 0985, 1710, 1715, 1720, 1730, 1735, 1740	○	
ARMRESTS RH TYPE					
BXA0920	<input type="checkbox"/>	STRAIGHT NARROW PAD, RH	NC : 1716	○	 0890
BXA0930	<input type="checkbox"/>	STANDARD PAD, RH	NC : 0985, 1716	◆	
BXA0935	<input type="checkbox"/>	HIGH ARMREST (+55MM), STANDARD PAD, RH	NC : 0985, 1716	36,02	
BXA0950	<input type="checkbox"/>	HEMIPLEGIC ARMRESTS, RH	NC : 0985, 1710, 1715, 1716, 1720, 1730, 1735, 1740	113,17	
BXA0970	<input type="checkbox"/>	WITHOUT ARMREST, RH	NC : 0980, 0985, 1710, 1715, 1720, 1730, 1735, 1740	○	
SEATING OPTIONS					
ARMREST OPTIONS					
BXA0980	<input type="checkbox"/>	PAD, SIDE REST		33,18	 1000
BXA0985	<input type="checkbox"/>	PADDED ARMPAD COVER, BLACK PLUSH TR35	NC : 1710, 1715, 1716, 1717, 1720, 1725, 1730, 1735, 1740	41,71	
SEAT OPTIONS					
BXA0990	<input type="checkbox"/>	INCONTINENCE COVER		33,18	 1040 1060  1041/ 1047  1070  1100 1110
BXA1000	<input type="checkbox"/>	ABDUCTION CUSHION	NC : 1020	246,45	
BXA1010	<input type="checkbox"/>	SEAT PLATE EXTENSION IN WIDTH, FORWARD, REAR OR ASSYMETRIC (AS KIT, TWO UNITS OF PLATES)		83,41	
BXA1020	<input type="checkbox"/>	2 CM SEAT HEIGHT INCREASED SEAT PLATE		94,79	
BACKREST OPTIONS					
BXA1040	<input type="checkbox"/>	HEADREST, SIDEWISE ADJUSTABLE	NC : 1047, 1060, 1070	◆	
BXA1060	<input type="checkbox"/>	HEADREST WITH CHEEK SUPPORT, SIDEWISE ADJUSTABLE	NC : 1047, 1050, 1070	225,59	
BXA1041	<input type="checkbox"/>	MATRX ELAN STANDARD PAD (254 mm / 10")	NC : 1050, 1070	218,01	
BXA1046	<input type="checkbox"/>	MATRX ELAN 4-POINT PAD (280W x 254H mm / 11"W x 10"H)	NC : 1050, 1070	408,53	
BXA1047	<input type="checkbox"/>	MATRX ELAN HARDWARE		201,90	
BXA1050	<input type="checkbox"/>	COVER FOR HEADREST	NC : 1060, 1070	47,39	
BXA1070	<input type="checkbox"/>	NECKREST		○	
BXA1090	<input type="checkbox"/>	HANDLES CLINIC KIT FOR HEAD-/NECKREST		30,33	
TRUNK SUPPORT LH					
BXA1100	<input type="checkbox"/>	TRUNK SUPPORT MULTI ADJUSTABLE WITH STANDARD ARM (LH)		174,41	 1100 1110
BXA1180	<input type="checkbox"/>	TRUNK SUPPORT SWINGAWAY (LH)		157,35	


TRUNK SUPPORT RH			
BXA1110	<input type="checkbox"/>	TRUNK SUPPORT MULTI ADJUSTABLE WITH STANDARD ARM (RH)	174,41
BXA1190	<input type="checkbox"/>	TRUNK SUPPORT SWINGAWAY (RH)	157,35
OTHERS BACKREST OPTIONS			
BXA1240	<input type="checkbox"/>	WEDGES (ONE PAIR)	○
BXA1260	<input type="checkbox"/>	TILT SCALE, BACKREST RECLINE	16,11
LEGREST OPTIONS			
BXA1290	<input type="checkbox"/>	CALF STRAP (FOR FOOTREST ONE PIECE)	87,20
BXA1300	<input type="checkbox"/>	FOOT PLATE PADDING	103,32
BXA1310	<input type="checkbox"/>	CALF STRAP PADDED	126,07
BXA1311	<input type="checkbox"/>	BODYPOINT ANKLE HUGGERS LARGE	MOUNTING KIT INCLUDED 170,62
BXA1312	<input type="checkbox"/>	BODYPOINT ANKLE HUGGERS MEDIUM	MOUNTING KIT INCLUDED 170,62
BXA1313	<input type="checkbox"/>	BODYPOINT ANKLE HUGGERS SMALL	MOUNTING KIT INCLUDED 161,14
CHASSIS			
COLOUR STRAPS CHASSIS			
BXA1320	<input type="checkbox"/>	BLUE	◆
BXA1330	<input type="checkbox"/>	SILVER	○
BXA1340	<input type="checkbox"/>	RED	○
BXA1350	<input type="checkbox"/>	CHAMPAGNE	○
BXA1360	<input type="checkbox"/>	PETROLIUM GREEN	○
BXA1365	<input type="checkbox"/>	WITHOUT COLOUR STRAPS	○
CASTOR ATTACHMENT TYPE			
BXA1370	<input type="checkbox"/>	FIXED	◆
BXA1380	<input type="checkbox"/>	QR	75,83
FRONT CASTORS			
BXA1395	<input type="checkbox"/>	4" x 1" - 100X27 BLACK SOFTROLL	○
BXA1400	<input type="checkbox"/>	5" x 1" - 125X27 BLACK MEDIUM HARD	○
BXA1415	<input type="checkbox"/>	6" x 1.1/4" - 140X40 BLACK SOFT	○
BXA1435	<input type="checkbox"/>	8" x 1.1/4" - 150X30 BLACK MEDIUM HARD	◆
BXA1465	<input type="checkbox"/>	8" x 1.1/4" - 200X32 PNEUMATIC BLACK	○
BXA1475	<input type="checkbox"/>	8" x 2" - 200X45 BLACK SOLID TYRE	○
REAR WHEELS			
REAR WHEELS SIZE			
BXA1515	<input type="checkbox"/>	20" / 515 MM - QUICK RELEASE ATTACHMENT	NC : 1542, 1546, 1548, 1585, 1595, 1630 ○
BXA1525	<input type="checkbox"/>	22" / 560 MM - QUICK RELEASE ATTACHMENT	NC : 1630 ○
BXA1535	<input type="checkbox"/>	24" / 600 MM - QUICK RELEASE ATTACHMENT	◆
REAR WHEELS TYPE			
BXA1542	<input type="checkbox"/>	STANDARD (BLACK HUB, COLORLESS RIM & ZINC PLATTED SPOKES)	NC : 1620, 1630 ◆
BXA1544	<input type="checkbox"/>	REINFORCED (COLORLESS HUB, CLEAR ANODIZED RIM & STAINLESS STEEL SPOKES)	○
BXA1546	<input type="checkbox"/>	DRUM BRAKE (22/24" : COLORLESS HUB, CLEAR ANODIZED RIM & STAINLESS STEEL SPOKES / 16" : BLACK PLASTIC HUB & RIM)	NC : 1595 213,27
BXA1548	<input type="checkbox"/>	ONE ARM DRIVE (BLACK HUB & ZINC PLATTED SPOKED WITH ONE ARM DRIVE HANDRIM SYSTEM)	NC : 1565, 1610, 1620, 1630, 1670 ○
TYRE TYPE			
BXA1565	<input type="checkbox"/>	PNEUMATIC PROFILED BLACK 1" 3/8	◆
BXA1585	<input type="checkbox"/>	TYRES SOLID BLACK 1" 3/8	○
BXA1595	<input type="checkbox"/>	PNEUMATIC LOW PROFILE BLACK 1"	○
HANDRIM TYPE			
BXA1610	<input type="checkbox"/>	ALUMINIUM	◆
BXA1620	<input type="checkbox"/>	PLASTIC COATED	200,00
BXA1630	<input type="checkbox"/>	BRUSHED STAINLESS STEEL	196,21
WHEEL OPTIONS			
SPOKEGUARD			
BXA1670	<input type="checkbox"/>	FROST	219,91



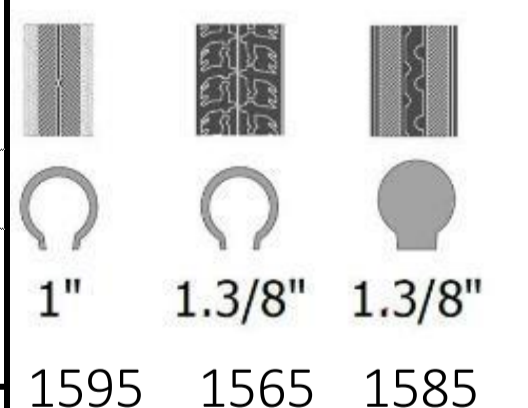
1180
1190



1311 / 1312 / 1313



Standard



1595 1565 1585

SAFETY

SAFETY OPTIONS			
BXA1680	<input type="checkbox"/>	USER OPERATED TYRE BRAKES	◆
BXA1685	<input type="checkbox"/>	ONE ARM BRAKE LH	327,01
BXA1687	<input type="checkbox"/>	ONE ARM BRAKE RH	327,01
BXA1690	<input type="checkbox"/>	PELVIC BELT - PLASTIC BUCKLE	73,93
BXA1691	<input type="checkbox"/>	BODYPOINT 2 POINT CENTER-PULL PUSH-BUTTON MEDIUM	120,38
BXA1692	<input type="checkbox"/>	BODYPOINT 2 POINT CENTER-PULL PUSH-BUTTON LARGE	127,01
BXA1693	<input type="checkbox"/>	BODYPOINT 4 POINT CENTER-PULL PUSH-BUTTON MEDIUM	134,60
BXA1694	<input type="checkbox"/>	BODYPOINT 4 POINT CENTER-PULL PUSH-BUTTON LARGE	142,18
BXA1696	<input type="checkbox"/>	BODYPOINT PIVOTFIT HARNESS MEDIUM	ONLY WITH ELITE E2 /ELITE DEEP E2 BACKS OR WITH HEADREST / NECKREST 220,85
BXA1697	<input type="checkbox"/>	BODYPOINT PIVOTFIT HARNESS LARGE	ONLY WITH ELITE E2 /ELITE DEEP E2 BACKS OR WITH HEADREST /NECKREST 227,49



POSITIONING OPTIONS

Think of Bodypoint positioning accessories: belts, harnesses, ankle supports.

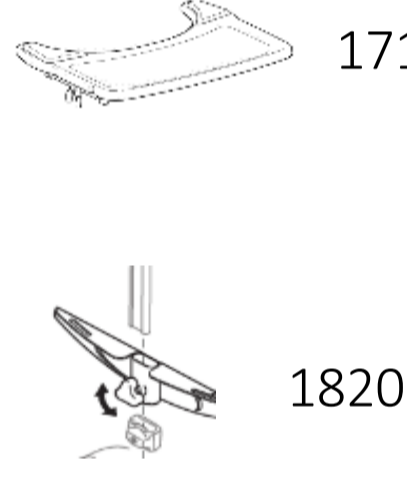
OPTIONS

TABLE TRAY			
BXA1710	<input type="checkbox"/>	TABLE TRAY INCL MOUNTING KIT	NC : 1725 72,83
BXA1715	<input type="checkbox"/>	TABLE TRAY WITH ELBOW PADS	NC : 1725 154,50
BXA1716	<input type="checkbox"/>	HALF TABLE TRAY, CLEAR, FLIP UP, LH (ARMREST WITH STRAIGHT NARROW PAD INCL.)	NC : 1720 72,83
BXA1717	<input type="checkbox"/>	HALF TABLE TRAY, CLEAR, FLIP UP, RH (ARMREST WITH STRAIGHT NARROW PAD INCL.)	NC : 1720 72,83
BXA1730	<input type="checkbox"/>	SWING AWAY TABLE	NC : 1740 300,47
BXA1735	<input type="checkbox"/>	SWING AWAY TABLE WITH ELBOW PADS	NC : 1740 348,82



TABLE TRAY CUSHION			
BXA1720	<input type="checkbox"/>	TABLE CUSHION	NC : 1730, 1735 104,27
BXA1725	<input type="checkbox"/>	PADDING	NC : 1730, 1735 90,05

OTHERS OPTIONS			
BXA1740	<input type="checkbox"/>	LOCKING DEVICE FOR TABLE TRAY	59,72
BXA1770	<input type="checkbox"/>	MOUNTING BRACKET VIAMOBIL	NC : 1830, 1860 313,74
BXA1820	<input type="checkbox"/>	HARNESS ATTACHMENT BACKREST, UPPER	78,67
BXA1830	<input type="checkbox"/>	KERB LEVER	NC : 1860 75,83
BXA1850	<input type="checkbox"/>	TRANSPORTATION BRACKETS FOR OCCUPIED AND NON OCCUPIED TRANSPORT	52,13
BXA1860	<input type="checkbox"/>	VENTILATOR TRAY	599,05
BXA1880	<input type="checkbox"/>	DRIP STAND	105,21
BXA1890	<input type="checkbox"/>	RESTRICTOR KIT	○



COMPATIBILITY CHART: Seat height / rear wheel size / seat tilt

REa Dahlia 45°			
Seat Height	Rear wheel size	Seat tilt as delivered	Backrest recline as delivered
350mm	16"	45	30
	20"	30	30
380mm	16"	45	30
	20"	45	10
	22"	30	30
400mm	20"	45	30
430mm	20"	45	30
	22"	45	30
450mm	22"	45	30
	24"	45	30
480mm	16"	45	30
	24"	45	30
500mm	16"	45	30

RAMPS			
1440530	<input type="checkbox"/>	Fiberglass Folding Mono Ramp Folded dimensions: 2000 x 230 mm 16.3 kg - maximum capacity: 300 kg	1 787,68
1654128	<input type="checkbox"/>	Basic ramp 2 telescopic parts in aluminum and non-slip coating. Folded dimensions: 1210 x 194 mm. 8.8 kg per pair - maximum capacity: 270 kg	402,84
1654129	<input type="checkbox"/>	Quick2go Compact 3-part aluminum telescopic ramp with non-slip coating Folded dimensions: 870 x 237 mm 13.6 kg per pair - max. : 260 kg	805,69
1654130	<input type="checkbox"/>	Aluminium folding mono ramp Folded dimensions: 1824 x 714 mm 13.9 kg - maximum capacity: 300 kg	426,54




1440530



1654128



1654129



1654130