

Invacare® Aviva RX20 Modulite AA1

Please contact Invacare EU Export Customer Services on :-
Tel : +33 247 626980; Email : serviceclient_export@invacare.com
Or visit our website : www.invacare.eu.com



Invacare® Aviva RX20 Modulite AA1

Rear drive wheelchair



Descriptive :
- Compactness and manoeuvrability thanks to:
- Narrow base from 560 mm
- Reduced wheelbase
- Front wheels: 8" or 9"
- Seat height from 435 mm
- Adjustable CTC suspensions system
- Max user weight: 136 kg.
- Warranty: 2 years except batteries and wear parts.

Date:

User Name:

Customer Code:

Dealer stamp:



Customization Service Invacare Unique


Please indicate your quote number or special manufacturing number :

Indicative Public Rate - Use the online configurator on Invacare Pro to generate quotes or orders free from incompatibilities.

please make your selection with a cross in the box Standard configuration Free of charge

CODE		DESCRIPTION	NC: Non Compatible (NC: 9999) not compatible with the reference 9999	EUROS	
JBB0015	<input type="checkbox"/>	Invacare® Aviva® RX20 AA1 75A Power Module - 52Ah batteries - max. user weight: 136 kg		3 306,11	
JBB0047	<input type="checkbox"/>	Invacare® Aviva® RX20 AA1 PACK POWER 120A Power Module - 60Ah batteries - max. user weight: 136 kg REM050 dual remote included	PACK NOT MODIFIABLE NC: 2273, 2860, 2219, 2245, 2108, 2220	3 983,14	
BASE AVIVA RX					
JBB2810	<input type="checkbox"/>	Narrow chassis - 560 mm			<input checked="" type="checkbox"/>
JBB2830	<input type="checkbox"/>	Wide chassis - 635 mm <i>Recommended with the central legrest</i>		382,24	
Standard Modulite Seat					
JBB2105	<input type="checkbox"/>	Standard Modulite seat	NC: 2128, 2113, 0556, 0589, 2229, 2253, 1401, Bodypoint		<input checked="" type="checkbox"/>
Seat width (Factory preset) - width adjustable armrests + 25 mm by side					
JBB2121	<input type="checkbox"/>	380 mm	NC: 2141, 2174, 2175, 2176		<input type="checkbox"/>
JBB2122	<input type="checkbox"/>	430 mm			<input checked="" type="checkbox"/>
Seat depth (Factory preset)					
JBB2132	<input type="checkbox"/>	410 mm	NC: 2196, 2197, 2198		<input type="checkbox"/>
JBB2134	<input type="checkbox"/>	460 mm			<input checked="" type="checkbox"/>
JBB2136	<input type="checkbox"/>	510 mm - Seat rail extended by 35 mm if seat depth 510mm with rigid backrest <i>Flex 3</i>			<input type="checkbox"/>
Seat cushion					
JBB2141	<input type="checkbox"/>	Standard cushion seat, black nylon, 50 mm height	NC: 2121, 2155		<input checked="" type="checkbox"/>
JBB2142	<input type="checkbox"/>	<i>Flo-tech Lite</i> seat cushion (for width from 380 to 480mm, 75mm height, max. user weight 127 kg) / <i>Contour</i> (For 530mm width, 100 mm height, max. user weight 152 kg)			<input type="checkbox"/>
JBB2143	<input type="checkbox"/>	Coussin d'assise <i>Flo-tech Contour Visco NG</i> (height 100 mm, max user weight 100 kg)		76,78	
JBB2147	<input type="checkbox"/>	<i>Matrx Libra</i> seat cushion (90mm height, max user weight 136 kg)		293,84	
JBB2144	<input type="checkbox"/>	<i>Matrx Vi</i> seat cushion (micro ventilated cover)		293,84	
Backposts					
JBB2161	<input type="checkbox"/>	Height 480 mm			<input checked="" type="checkbox"/>



Backrest support				 2171	
JBB2171	<input type="checkbox"/>	Tension adjustable backrest, bi-material padded incl. Back pocket	NC: 2155, 2230, 2247		◆
JBB2174	<input type="checkbox"/>	Matrx Posture Back , height 400 mm	NC: 2121		798,10
JBB2175	<input type="checkbox"/>	Matrx Posture Back , height 500 mm	NC: 2121		798,10
JBB2176	<input type="checkbox"/>	Matrx Elite , height 500 mm	NC: 2121		717,54
JBB2177	<input type="checkbox"/>	Matrx Elite TR , height 500 mm			717,54
JBB2178	<input type="checkbox"/>	Matrx Elite Deep , height 500 mm			717,54
<i>Find all the trunk supports and all the accessories on the Matrx pricelist!</i>					
Backrest cushion and / or seat upholstery (depending on configuration)					
JBB2151	<input type="checkbox"/>	Black fabric (nylon)		◆	
JBB2155	<input type="checkbox"/>	Black Mesh	NC: 2141, 2171	100,47	
Armrests					
JBB2191	<input type="checkbox"/>	Height adjustable armrest 290 to 360 mm, in depth and removable, by pair		◆	
JBB2181	<input type="checkbox"/>	Height adjustable armrest 340 to 400 mm, in depth and removable, by pair		69,19	
JBB2198	<input type="checkbox"/>	Enveloping armrest, Dartex coating, by pair	NC: 2132, armpad	283,41	
JBB2183	<input type="checkbox"/>	Inside curved armrest, up to 50 mm width, 25 mm per side		135,55	
Armpad					
JBB2195	<input type="checkbox"/>	Short armpad, length 325 mm, by pair	NC: 2198	◆	
JBB2196	<input type="checkbox"/>	Long armpad, length 375 mm, by pair	NC: 2132, 2198	90,05	
JBB2197	<input type="checkbox"/>	Long ergonomic armpad, length 397 mm, by pair	NC: 2132, 2198, 2230, 2247	128,91	
Headrest/Neckrest					
JBB1432	<input type="checkbox"/>	Headrest sideways (depth and width) adjustable, dartex	NC: 2230, 2247	272,99	
JBB1427	<input type="checkbox"/>	Kontour Headrest support multi-adjustable with cheek support, dartex	NC: 2230, 2247	361,14	
JBB2324	<input type="checkbox"/>	Elan Standard headrest 10" - black breathable cover	NC: 2230, 2247	383,89	
JBB2325	<input type="checkbox"/>	Elan Occipital headrest 9" - black breathable cover	NC: 2230, 2247	427,49	
JBB2327	<input type="checkbox"/>	Elan 4 points headrest 11" - black breathable cover	NC: 2230, 2247	559,24	
JBB1495	<input type="checkbox"/>	Non Invacare Headrest - no mounting hardware, compliant with ISO 7176-19		○	
Seat lifter / seat tilt					
JBB1091	<input type="checkbox"/>	Manual "fixed pivot" Tilt 0° to 15°	NC: 1401	◆	
JBB1092	<input type="checkbox"/>	Powered "fixed pivot" Tilt 0° to 20°	NC: 1401, 2201	472,99	
Seat height setting					
JBB2857	<input type="checkbox"/>	435 mm		◆	
JBB2858	<input type="checkbox"/>	460 mm		○	
JBB2859	<input type="checkbox"/>	485 mm		○	
Backrest recliner					
JBB0975	<input type="checkbox"/>	Manual recliner from 0° to 120°		◆	
Modulite Modular Seat					
Seating type					
JBB2111	<input type="checkbox"/>	Rigid Modulite Seat, width and depth adjustable - Additional +25 mm by armrest Width: 380 to 530 mm, by step of 50 mm Depth: 410 to 510 mm, stepless adjustable		122,27	
JBB2112	<input type="checkbox"/>	Flexible Modulite Seat, tension, width and depth adjustable , width adjustable armrests (+25 mm by side) - +30 mm seat height Width: 380 to 530 mm, by step of 50 mm Depth: 410 to 510 mm, stepless adjustable		137,44	
Seat width (Factory preset)					
JBB2121	<input type="checkbox"/>	380 mm	NC: 2701, 2703, 2705	○	
JBB2122	<input type="checkbox"/>	430 mm	NC: 2701, 2703, 2705	◆	
JBB2123	<input type="checkbox"/>	480 mm	NC: 2702, 2704, 2706	○	
JBB2124	<input type="checkbox"/>	530 mm Recommended: choose 73,5Ah batteries	NC: Matrx backrests, 2143, 2702, 2704, 2706, 2106	137,44	
Body fit kit					
JBB2106	<input type="checkbox"/>	Body fit kit (Backrest Pivot Point Spacer Kit) Recommended for molded seat	NC: 2124, 2192, 2194	○	

Seat depth (Factory preset)				
JBB2132	<input type="checkbox"/>	410 mm	NC: 2196, 2197, 2198 Bodypoint	○
JBB2134	<input type="checkbox"/>	460 mm		◆
JBB2136	<input type="checkbox"/>	510 mm - Seat rail extended by 35 mm if seat depth 510mm with rigid backrest Flex 3	NC: 2143	○
Seat cushion				
JBB2142	<input type="checkbox"/>	Flo-tech Lite seat cushion (for width from 380 to 480mm, 75mm height, max. user weight 127 kg) / Contour (For 530mm width, 100 mm height, max. user weight 152 kg)		◆
JBB2143	<input type="checkbox"/>	Coussin d'assise Flo-tech Contour Visco _{NG} (height 100 mm, max user weight 100 kg)	NC: 2134, 2124	76,78
JBB2147	<input type="checkbox"/>	Matrx Libra seat cushion (90mm height, max user weight 136 kg)		340,28
JBB2144	<input type="checkbox"/>	Matrx Vi seat cushion (micro ventilated cover)		340,28
Backposts				
JBB2162	<input type="checkbox"/>	Height 540 mm		○
JBB2163	<input type="checkbox"/>	Height 480 mm	NC: 2173	◆
Push handles				
JBB2108	<input type="checkbox"/>	With push handles	NC: 1307, 2219, 2220, 2227, 2228, 2245, 2291, 2292, 0047,0077	232,23
Backrest support				
JBB2171	<input type="checkbox"/>	Tension adjustable backrest, bi-material padded incl. Back pocket	NC: 2152, 1455, 2155, 2230, 2247,1288, 1289, 2106	◆
JBB2179	<input type="checkbox"/>	Flex 3 Tension Adjustable, delivered with Lateral back cushion, Dartex coating (extra charge)	NC: 2128, 2151, 2192, 2193, 2194, 2229, 2155, 2230, 2247	226,54
JBB2173	<input type="checkbox"/>	Rigid backrest Flex 3 width and height adjustable (560 to 790 mm) with Laguna backrest cushion	NC: 2163, 2128	188,63
JBB2174	<input type="checkbox"/>	Matrx Posture Back , height 400 mm	NC: 1445, 2124	830,33
JBB2175	<input type="checkbox"/>	Matrx Posture Back , height 500 mm	NC: 1445, 2124	830,33
JBB2176	<input type="checkbox"/>	Matrx Elite , height 500 mm	NC: 1445, 2124	830,33
JBB2177	<input type="checkbox"/>	Matrx Elite TR , height 500 mm	NC : 1445, 2124	830,33
JBB2178	<input type="checkbox"/>	Matrx Elite Deep , height 500 mm	NC: 1445, 2124	830,33
<i>Find all the trunk supports and all the accessories on the Matrx pricelist!</i>				
Backrest cushion and / or seat upholstery (depending on configuration)				
JBB2151	<input type="checkbox"/>	Black fabric (nylon)	NC: 2179	◆
JBB2152	<input type="checkbox"/>	Black Dartex	NC: 2171	71,09
JBB2155	<input type="checkbox"/>	Black Mesh	NC: 2171, 2179	100,47
Armrests				
JBB2191	<input type="checkbox"/>	Height adjustable armrest 290 to 360 mm, in depth and removable, by pair		◆
JBB2181	<input type="checkbox"/>	Height adjustable armrest 340 to 400 mm, in depth and removable, by pair		70,14
JBB2198	<input type="checkbox"/>	Enveloping armrest, Dartex coating, by pair	NC: 2132, 2195, 2196, 2197, Hip support	283,41
JBB2183	<input type="checkbox"/>	Inside curved armrest, up to 50 mm width, 25 mm per side	NC: Hip support	136,49
JBB2193	<input type="checkbox"/>	Flip-up Armrest, height adjustable from 230 to 360 mm	NC: 1445, 2179	148,82
JBB2192	<input type="checkbox"/>	Following Armrest, Height adjustable from 230 - 300 mm	NC: 1445, 2179, 2106	372,51
JBB2194	<input type="checkbox"/>	Following Armrest, Height adjustable from 300 - 360 mm	NC: 1445, 2179, 2106	372,51
Armpad				
JBB2195	<input type="checkbox"/>	Short armpad, length 325 mm, by pair	NC: 2198	◆
JBB2196	<input type="checkbox"/>	Long armpad, length 375 mm, by pair	NC: 2132, 2198	91,00
JBB2197	<input type="checkbox"/>	Long ergonomic armpad, length 397 mm, by pair	NC: 2132, 2198, 2230, 2247	128,91
Hip supports				
JBB2184	<input type="checkbox"/>	Hip support, left, pad size 140 x 100 mm	NC: 2198, 2183, Bodypoint	332,70
JBB2186	<input type="checkbox"/>	Hip support, left, pad size 230 x 100mm	NC: 2198, 2183, Bodypoint	332,70
JBB2188	<input type="checkbox"/>	Hip support, left, pad size 330 x 100mm	NC: 2198, 2183, Bodypoint	332,70
JBB2185	<input type="checkbox"/>	Hip support, right, pad size 140 x 100mm	NC: 2198, 2183, Bodypoint	332,70
JBB2187	<input type="checkbox"/>	Hip support, right, pad size 230 x 100mm	NC: 2198, 2183, Bodypoint	332,70
JBB2189	<input type="checkbox"/>	Hip support, right, pad size 330 x 100mm	NC: 2198, 2183, Bodypoint	332,70
Mounting hardware for hip supports				
JBB2164	<input type="checkbox"/>	Mounting hardware 155 mm high		◆
JBB2165	<input type="checkbox"/>	Mounting hardware 206 mm high		○



2147 2144



2171



2173













2191









2198

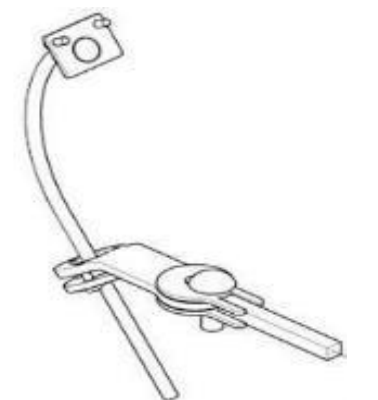










Hip support

Headrest/Neckrest					
JBB1432	<input type="checkbox"/>	Headrest sideways (depth and width) adjustable, dartex	NC: 2230, 2247, 1288, 1289	272,99	 1432
JBB1427	<input type="checkbox"/>	Kontour Headrest support multi-adjustable with cheek support, dartex	NC: 2230, 2247, 1288, 1289	361,14	 1427
JBB2324	<input type="checkbox"/>	Elan Standard headrest 10" - black breathable cover	NC: 2230, 2247	383,89	 2324
JBB2325	<input type="checkbox"/>	Elan Occipital headrest 9" - black breathable cover	NC: 2230, 2247	427,49	 2325
JBB2327	<input type="checkbox"/>	Elan 4 points headrest 11" - black breathable cover	NC: 2230, 2247	559,24	 2327
JBB1495	<input type="checkbox"/>	Non Invacare Headrest - no mounting hardware, compliant with ISO 7176-19	NC: 2229	○	
Push bar					
JBB1307	<input type="checkbox"/>	Push bar (dia 22 mm) in conjunction with telescopic backposts	NC: 2108	51,18	
Lateral support (in pair, dartex)					
JBB1445	<input type="checkbox"/>	Lateral support with extended arm, multi-adjustable pad - depth, height, width adjustable	NC: 2171, 2174, 2175, 2176, 2177, 2178, 2179, 2192, 2193, 2194	385,78	 1445
Seat lifter / seat tilt					
JBB1091	<input type="checkbox"/>	Manual "fixed pivot" Tilt 0° to 15°	NC: 1401, 2054	◆	
JBB1092	<input type="checkbox"/>	Powered "fixed pivot" Tilt 0° to 20°	NC: 1401, 2054, 2201	472,99	
JBB1093	<input type="checkbox"/>	Powered Tilt (0° - 30°) with CoG shift (max user weight 130 kg if 1450 or 1494 selected)	NC: 1401, 2201	906,16	
JBB1094	<input type="checkbox"/>	300 mm seat lifter with powered tilt (0°-30°) with CoG shift (max user weight 130 kg) - 120A Power module de puissance and 60Ah batteries	NC: 1494, 2220, 2860, 2860	2 573,46	 FOLDING BACKREST
Seat height setting					
JBB2857	<input type="checkbox"/>	435 mm		◆	
JBB2858	<input type="checkbox"/>	460 mm	NC: 2054	○	
JBB2859	<input type="checkbox"/>	485 mm	NC: 2054	○	
Seat tilt option (only if 1093 or 1094 selected)					
JBX2054	<input type="checkbox"/>	5° Fixed Anterior Tilt, Assist mount	NC: 1091, 1092, 2858, 2859	488,15	 0977
Backrest recliner					
JBB0975	<input type="checkbox"/>	Manual recliner from 0° to 120°		◆	
JBB0977	<input type="checkbox"/>	Powered recliner de 0° à 30°	NC : 2201	815,17	
LEGRESTS / FOOTRESTS					
Angle adjustable Centre mounted legrests with calf pads and angle adjustable footplates BE CAREFUL: ATTENTION : a conflict might happen between footplates and front wheels - choose wide chassis					
JBB0556	<input type="checkbox"/>	Centre mount legrest, angle settable (from 1,5° à 63°) Length: 280 to 385mm	NC: 2105, 2366, 0517, 1244	563,03	
JBB0589	<input type="checkbox"/>	LNX Power centre mount legrest, length compensating range of 90° - closed angle, adjustable at 83°/90°/97°. Delivered at 83° with narrow chassis / 90° with wide chassis	NC 2105, 2201, 1244	1 969,67	
Footplates					
JBB2365	<input type="checkbox"/>	Angle & width adjustable footplates S (127 W x 190 mm D)		◆	
JBB0559	<input type="checkbox"/>	Angle & width adjustable footplates M (140 W x 240 mm D)		○	
JBB0516	<input type="checkbox"/>	Angle & width adjustable footplates L (150 W x 290 mm D)		143,13	
JBB0517	<input type="checkbox"/>	Angle adjustable foot platform M (305 W x 275 mm D)	NC: 0556	143,13	
Footrest hanger type / Footrests (pair)					
JBB0526	<input type="checkbox"/>	leg rests fixed 80° retractable inside/outside	NC: 0504	◆	
JBB0503	<input type="checkbox"/>	leg rests standard adjustable 90°- 65° and retractable		○	
JBB0533	<input type="checkbox"/>	Hanger Vari A (angle adjustable, from 0° to 80°) Storm®4 type	NC: 0512	311,85	
JBB0531	<input type="checkbox"/>	Hanger ADE, powered angle adjustment, from 0° to 80°, with calf pads	NC: 0512, 2201	1 732,70	
Footplates (pair)					
JBB0512	<input type="checkbox"/>	fixed	NC: 0533, 0531	◆	0513
JBB0504	<input type="checkbox"/>	Angle Adjustable Footplate pair	NC: 0526	○	
JBB0513	<input type="checkbox"/>	Angle and depth adjustable Footplate pair		127,27	


LINX REMOTES
LINX PRIMARY REMOTES with proportional Joystick + BRACKETS


JBB2201	<input type="checkbox"/>	Remote <i>LINX DLX-REM100</i> : Drive only	NC: 1437, 2837, 1092, 1093, 1094, 0977, 0589, 0531, 2229, 2231, 2232, 2230, 2247, 2257, 2233, 2240, 2258, 2219, 2245, 2270, 0077, 1905	◆	  REM211  REM216  REM400  REM500  2270
JBB2203	<input type="checkbox"/>	Remote <i>LINX REM211</i> : Driving and control of the actuators	NC: 2837, 1437, 2231, 2232, 2229, 2233, 2230, 2247, 2257, 2240, 2271, 2270, 2272, 2258, 0077	○	
JBB2204	<input type="checkbox"/>	Remote <i>LINX REM216</i> : Driving, control of actuators and lighting	NC: 2231, 2232, 2229, 2233, 2230, 2247, 2257, 2240, 2270, 2271, 2272, 2258	○	
JBB2205	<input type="checkbox"/>	Remote <i>LINX REM400</i> : 3.5 "color touch screen and bluetooth - Driving, control of actuators and lights, mouse emulation	NC: 2220	1 309,00	
JBB2206	<input type="checkbox"/>	Screen control <i>LINX REM500</i> : 3.5 " color touch screen and bluetooth - Driving, control of actuators and lighting, mouse emulation	NC: 2220, 2270	1 969,67	
REM400 Option					
JBB2270	<input type="checkbox"/>	Assignable Toggle Switch Module REM400 (default set: ON/OFF and speed dial)	NC: 2201, 2203, 2204, 2206	389,57	
Remote mounting position (REM211/216/400)					
JBB1207	<input type="checkbox"/>	Reversible right fixation, no retractable	NC: 2206, 2285, 2283, 2287, 2207, 2265, 2275, 1404	○	
JBB1208	<input type="checkbox"/>	Reversible left fixation, no retractable	NC: 2206, 2286, 2284, 2288, 2208, 2266, 2276, 1405	○	
JBB1707	<input type="checkbox"/>	Retractable on right + height adjustable, consolidated	NC: 2206, 2285, 2283, 2287, 2207, 2265, 2275, 1404	◆	
JBB1708	<input type="checkbox"/>	Retractable on left + height adjustable, consolidated	NC: 2206, 2286, 2284, 2288, 2208, 2266, 2276, 1405	○	
JBB1709	<input type="checkbox"/>	Maxx resolve , swing away in/out - RH	NC 2206, 2285, 2283, 2287, 2207, 2265, 2275, 1404	236,97	
JBB1710	<input type="checkbox"/>	Maxx resolve , swing away in/out - LH	NC 2206, 2286, 2284, 2288, 2208, 2266, 2276, 1405	236,97	
JBB2209	<input type="checkbox"/>	Swing away RH, multi-adjustable, for REM500	NC: 2201, 2203, 2204, 2205, 2285, 2283, 2287, 2207, 2265, 2275, 1415, 2217, 1404	○	
JBB2210	<input type="checkbox"/>	Swing away LH, multi-adjustable for REM500	NC: 2201, 2203, 2204, 2205, 2286, 2284, 2288, 2208, 2266, 2276, 1339, 2218, 1405	○	
PW-4005	<input type="checkbox"/>	Option 2209/2210 with mounting rod for REM500 extended by 200 mm		Special Manufacturing On demand	
JBB2213	<input type="checkbox"/>	Central mounting, removable right	NC: 2285,2283, 2287, 2207,2265,2275,1415, 2217, 1404, 1405	787,68	
JBB2214	<input type="checkbox"/>	Central mounting, removable left	NC: 2286, 2284, 2288, 2208, 2266, 2276, 1339, 2218, 1404, 1405	787,68	
JBB2227	<input type="checkbox"/>	Fixation in right for third person(moving the manipulator)	NC: 2206, 1287, 2220, 2128, 2108, 2219, 1221, 1312	160,19	
JBB2228	<input type="checkbox"/>	Fixation in left for third person(moving the manipulator)	NC: 2206, 1286, 2220, 2128, 2108, 2219, 1222, 1363	160,19	
JBB2239	<input type="checkbox"/>	Custom Installation, thank you specify your request:		On demand	

NEW

2209
2210

Dual LiNX remote (User + third person)					
JBB2220	<input type="checkbox"/>	Dual Control <i>LiNX</i> (REM050 - use driving profile 2 of the REM211/216 - speed limited to 6km/h)	NC: 1094, 2273, 2108, 2205, 2206, 1221, 1222, 2227, 2228	677,02	 REM050
JBB2219	<input type="checkbox"/>	Dual Compact LiNX control - 3 driving profiles dedicated and actuators control	NC: 2201, 2108, 1221, 1222, 2227, 2228	1 254,98	 2219
JBB2245	<input type="checkbox"/>	Dual intuitive <i>LiNX</i> control - dedicated driving profile	NC: 2201, 2108, 2259, 2260	1 563,98	
JBB2259	<input type="checkbox"/>	Bracket on the right - only with REM050 and Compact	NC: 1287, 2291, 2245, 1312	○	 2245
JBB2260	<input type="checkbox"/>	Bracket on the left - only with REM050 and Compact	NC: 1286, 2292, 2245, 1363	○	
JBB1221	<input type="checkbox"/>	Bracket on the right, removable - only with intuitive LiNX control	NC: 1287, 2291, 2220, 2219, 2227, 1312	○	
JBB1222	<input type="checkbox"/>	Bracket on the left, removable - only with intuitive LiNX control	NC: 1286, 2292, 2220, 2219, 2228, 1363	○	
If multiple joysticks need to be mounted on the swing-away center mount (2213/2214), select option 2215					
Mo-Vis special controls - refer to the order sheet					
Compact Proportional Joysticks - Only with REM400 and REM500					
JBB2231	<input type="checkbox"/>	<i>LiNX</i> proportional Compact Joystick (deflection force needed: 160 g)	NC: 2201, 2203, 2204	1 509,00	 2231 2232
JBB2232	<input type="checkbox"/>	<i>LiNX</i> proportional Compact Low Force joystick (deflection force: 112 g)	NC: 2201, 2203, 2204	1 509,00	
JBB2207	<input type="checkbox"/>	Mounted on the right hand side	NC: 1207, 1707, 2209, 2213, 2217, 1404	○	
JBB2208	<input type="checkbox"/>	Mounted on the left hand side	NC: 1208, 1708, 2210, 2214, 2218, 1405	○	
JBB2265	<input type="checkbox"/>	Centre Mount, swing-away to right hand	NC: 1207, 1707, 2209, 2213, 2217, 1404, 1405, 1415	824,64	
JBB2266	<input type="checkbox"/>	Centre Mount, swing-away to left hand	NC: 1208, 1708, 2210, 2214, 2218, 1404, 1405, 1339	824,64	
JBX2215	<input type="checkbox"/>	Custom Installation, thank you specify your request:		On demand	
CHIN CONTROL + BRACKETS					
JBB2229	<input type="checkbox"/>	Proportional Chin Joystick (ASL138) + egg switch	NC: 1495, 2201, 2203, 2204, 2230, 2247, 2233, 2257, 2240, 2105, 2179, 2128	3 462,56	
JBB1289	<input type="checkbox"/>	Swing Away Bracket to the right hand, side manual (ASL628) (ONLY WITH ELAN 2125)	NC: 2171, 1432, 1427	○	 1288 1286 1289 1287
JBB1288	<input type="checkbox"/>	Swing Away Bracket to the left hand, side manual (ASL628) (ONLY WITH ELAN 2125)	NC: 2171, 1432, 1427	○	
JBB1287	<input type="checkbox"/>	Swing Away Bracket to the right hand, powered	NC: 2227, 2259, 1221, 2291, 1312, 1415	1 661,61	
JBB1286	<input type="checkbox"/>	Swing Away Bracket to the left hand, powered	NC: 2228, 2260, 1222, 2292, 1363, 1339	1 661,61	
HEAD CONTROL ATOM Technology					
JBB2230	<input type="checkbox"/>	Head Control with ultrasonic proximity sensors, ATOM ASL104, with standard wings and egg switch	NC: 2201, 2203, 2204, 2229, 2233, 2092, 2257, 2240, 2175, 2171, 2197, 1350, 1432, 1427, Elan headrests	6 494,79	 2230
JBB2247	<input type="checkbox"/>	Head Control with ultrasonic proximity sensors PROTON ASL104P, with PROTON wings and egg switch	NC: 2203, 2204, 2229, 2233, 2257, 2240, 2175, 2171, 2197, 1350, 1432, 1427, Elan headrest	6 494,79	 2247
FOUR-SWITCH PROXIMITY ARRAY (with ATOM Technology)					
JBB2257	<input type="checkbox"/>	Four-Switch Proximity Array (ASL106)	NC: 2201, 2203, 2204, 2229, 2230, 2247, 2233, 2240, 2128	7 048,34	
JBB2275	<input type="checkbox"/>	Centre Mount, swing-away to right hand, Nucleus	NC: 1207, 1707, 2209, 2213, 2217, 1404, 1405, 1415	○	
JBB2276	<input type="checkbox"/>	Centre Mount, swing-away to left hand, Nucleus	NC: 1208, 1708, 2210, 2214, 2218, 1404, 1405, 1339	○	
JBX2269	<input type="checkbox"/>	Custom Installation, thank you specify your request:		On demand	

LiNX - PROPORTIONAL REMOTES WITH TPI / INPUTS & BRACKETS					
JBB2233	<input type="checkbox"/>	MEC Proportional Joystick (ASL130)	NC: 2201, 2203, 2204, 2229, 2230, 2247, 2257, 2128	3 871,09	2233
JBB2240	<input type="checkbox"/>	Proportional Heavy Duty Remote Joystick ASL133	NC: 2201, 2203, 2204, 2229, 2230, 2247, 2257, 2128	3 115,64	
JBB2285	<input type="checkbox"/>	Tray Mount right hand (100 x 150 mm)	NC: 1207, 1707, 2209, 2213, 2217, 1404, 1405, 1415	824,64	
JBB2286	<input type="checkbox"/>	Tray Mount left hand (100 x 150 mm)	NC: 1208, 1708, 2210, 2214, 2218, 1404, 1405, 1339	824,64	
JBB2283	<input type="checkbox"/>	Centre Mount, swing-away to right hand, Nucleus	NC: 1207, 1707, 2209, 2213, 2217, 1404, 1405, 1415	○	
JBB2284	<input type="checkbox"/>	Centre Mount, swing-away to left hand, Nucleus	NC: 1208, 1708, 2210, 2214, 2218, 1404, 1405, 1339	○	
JBB2287	<input type="checkbox"/>	Centre Mount on tray ASL603 (100x150 mm), swing-away to right hand	NC: 1207, 1707, 2209, 2213, 2217, 1404, 1405, 1415	824,64	
JBB2288	<input type="checkbox"/>	Centre Mount on tray ASL603 (100x150 mm), swing-away to left hand	NC: 1208, 1708, 2210, 2214, 2218, 1404, 1405, 1339	824,64	
JBX2289	<input type="checkbox"/>	Custom Installation, thank you specify your request:		On demand	
Alternative seating control					
JBB2251	<input type="checkbox"/>	10-Way Switch, delivered with double output Jack cable 2252		610,43	2251
JBB2217	<input type="checkbox"/>	Bracket right hand, mounted for user	NC: 1415, 2207, 2287, 2283, 2295, 2275, 2213, 2209, 2265, 1404	○	
JBB2218	<input type="checkbox"/>	Bracket left hand, mounted for user	NC: 1339, 2208, 2288, 2284, 2286, 2276, 2214, 2210, 2266, 1405	○	
JBB2291	<input type="checkbox"/>	Bracket right hand, mounted for attendant	NC: 2128, 2259, 1221, 1287, 2108	○	
JBB2292	<input type="checkbox"/>	Bracket left hand, mounted for attendant	NC: 2128, 2260, 1222, 1288, 2108	○	
JBB2225	<input type="checkbox"/>	Without mounting		○	
LiNX accessories					
JBB2253	<input type="checkbox"/>	USB Charger Port (2 sockets)	NC: Bodypoint	271,09	2253
JBB2281	<input type="checkbox"/>	Right hand mount		○	
JBB2282	<input type="checkbox"/>	Left hand mount		○	
Remote Stop Switch					
JBB2258	<input type="checkbox"/>	Remote Stop Switch (ASL504)	NC: 2201, 2203, 2204	955,45	
INPUT200 Module					
JBB2273	<input type="checkbox"/>	IN200 Module (Jack port for external power button + control inputs via DB9) (Needed to have an external switch ON/OFF with REM110/2XX)	NC: 2220	400,00	
Further LiNX accessories					
JBB2300	<input type="checkbox"/>	To be enclosed only		○	
JBX2301	<input type="checkbox"/>	To be connected and programmed		On demand	
Buddy Buttons (63 mm diam. - delivered not mounted - option 2252 required if no REM400/500)					
JBB1685	<input type="checkbox"/>	Red Buddy Button		148,82	2252
JBB1686	<input type="checkbox"/>	Yellow Buddy Button		148,82	
JBB1687	<input type="checkbox"/>	Green Buddy Button		148,82	
JBB1690	<input type="checkbox"/>	Blue Buddy Button		148,82	
Egg switch (option 2252 required if no REM400)					
JBB2254	<input type="checkbox"/>	Egg switch, black		118,48	
Piko Buttons (30 mm diam. - delivered not mounted - option 2252 required if no REM400/500)					
JBB1711	<input type="checkbox"/>	Red Piko Button		148,82	
JBB1712	<input type="checkbox"/>	Yellow Piko Button		148,82	
JBB1713	<input type="checkbox"/>	Green Piko Button		148,82	
JBB1714	<input type="checkbox"/>	Orange Piko Button		148,82	
JBB1715	<input type="checkbox"/>	Blue Piko Button		148,82	
JBB1716	<input type="checkbox"/>	Black Piko Button		148,82	
Bodypoint Joysticks knobs - delivered not mounted					
JBB2721	<input type="checkbox"/>	3 inch U-Shaped, Joystick Handle - 76 mm width - PC101A		100,00	2721 2722 2723 2724
JBB2722	<input type="checkbox"/>	4 inch U-Shaped, Joystick Handle - 100 mm width - PC102A		100,00	
JBB2723	<input type="checkbox"/>	Domed Rubber, Joystick Handle - 66 mm diameter - PC107A		100,00	
JBB2724	<input type="checkbox"/>	Mushroom Grooved, Joystick Handle - 42 mm diameter - PC110A		100,00	
DB9 / 5 jack adapter					
JBB1681	<input type="checkbox"/>	DB9 / 5 jack adapter		172,51	1681

WHEELBASE DETAILS				
Colours				
JBB2871	<input type="checkbox"/>	Black/Anthracite Shroud		○
JBB2872	<input type="checkbox"/>	Silver Shroud		○
JBB2873	<input type="checkbox"/>	Bengal Red Shroud		○
JBB2874	<input type="checkbox"/>	Mercury Blue Shroud		○
JBB2875	<input type="checkbox"/>	Midnight Purple Shroud		○
Rim insert colour				
JBB2882	<input type="checkbox"/>	Black rim inserts		◆
Forks				
JBB2632	<input type="checkbox"/>	Double sided fork		◆
Castors				
JBB0835	<input type="checkbox"/>	9" Castor, pneumatic		◆
JBB0836	<input type="checkbox"/>	9" Castor, puncture proof solid tyre		○
JBB0838	<input type="checkbox"/>	9" Castor, puncture protected		71,09
JBB0828	<input type="checkbox"/>	8" Castor, puncture proof solid tyre	NC: 1223	168,72
Castor lock				
JBB1490	<input type="checkbox"/>	Front fork locking system		251,18
Drive wheels				
JBB0704	<input type="checkbox"/>	DW 14", Pneumatic		◆
JBB0705	<input type="checkbox"/>	DW 14", Solid inlay		274,88
JBB0706	<input type="checkbox"/>	DW 14", Puncture protected		71,09
CTC SUSPENSIONS				
CTC - Control-Traction-Comfort				
JBB2870	<input type="checkbox"/>	CTC-Suspensions		◆
Customized suspension settings				
JBB1910	<input type="checkbox"/>	Suspension up to 70 kg User Weight	NC: 1021, 1094	○
JBB1912	<input type="checkbox"/>	Suspension up to 90 kg User Weight	NC: 1094	○
JBB1911	<input type="checkbox"/>	Suspension up to 110 kg User Weight	NC: 1021	○
JBB1915	<input type="checkbox"/>	Suspension up to 136 kg User Weight		○
PERFORMANCES				
Motors type / Speed options				
JBB1282	<input type="checkbox"/>	OPS Drive 6 km/h		◆
JBB1283	<input type="checkbox"/>	OPS Drive 10 km/h		○
JBB1223	<input type="checkbox"/>	10 km/h OPS Drive motors, programmable up to 12 km/h - 73,5 Ah batteries / 120A power module included	NC: 0828, 2860, 1259, 1260, 0015, 0077	1 132,70
Batteries				
JBB1259	<input type="checkbox"/>	60 Ah GEL batteries	NC: 1223	◆
JBB1260	<input type="checkbox"/>	73,5 Ah GEL batteries	NC: 1223, 1450	396,21
GYROSCOPE				
G-Trac				
JBB1215	<input type="checkbox"/>	G-Trac module (Directional path control while driving)		1 188,63
Charger				
JBB1343	<input type="checkbox"/>	8A Opticharge Charger		◆
JBB1313	<input type="checkbox"/>	10A Opticharge Charger		159,24
JBB1344	<input type="checkbox"/>	8A Opticharge Charger (UK)		○
JBB1314	<input type="checkbox"/>	10A Opticharge Charger (UK)		159,24
POSITIONING OPTIONS				
<i>Think about Bodypoint products ! Hip belts, harnesses, ...</i>				
OPTIONS				
Anti-tippers				
JBB1205	<input type="checkbox"/>	Anti-tippers		◆
Light				
JBB1437	<input type="checkbox"/>	LED Light system with Indicators - 30 Lux headlights - Indicators, position lights, warning lights (Choose REM216 , REM400 or REM500)	NC: 2201,2203	746,92
JBB2837	<input type="checkbox"/>	LED Light system extra bright with indicators - 60 Lux headlights - Indicators, position lights, warning lights (Choose REM216 , REM400 or REM500)	NC: 2201, 2203	918,48
JBB1254	<input type="checkbox"/>	Without light system		◆



Kerb rider			
JBB1244	<input type="checkbox"/>	Kerb rider	NC: 0522, 2830, 0556, 0589 334,60
Preparation for docking station			
JBB1450	<input type="checkbox"/>	Preparation for DAHL-Docking station (Adequate headrest is compulsory)	NC: 1260 330,81
Transportation kit 4 or 6-point tie downs			
JBB1493	<input type="checkbox"/>	4-Point tie-down front/back	NC: 2894 ◆
JBB1494	<input type="checkbox"/>	4-Point tie-down (Tested version for using wheelchair as a vehicle seat according to ISO 7176-19)	NC: 1094 ○
JBB1401	<input type="checkbox"/>	6-Point tie-down (Tested version for using wheelchair as a vehicle seat according to ISO 7176-19)) required for variants with combined Lift & Tilt module	NC: 2105, 1091, 1092, 1093 ○
Tie down points			
JBB2894	<input type="checkbox"/>	Easily accessible front tie-down points, additionally mounted for 4- or 6- point-tie-down	NC: 1493 104,27
Lap belts			
JBB1329	<input type="checkbox"/>	Lap belt with auto lock - standard mount on backrest	◆
JBB2113	<input type="checkbox"/>	Lap belt with auto lock - flexible mount in side rails	NC: 2105 57,82
Bodypoint positioning belts (hardware included)			
JBB2701	<input type="checkbox"/>	Bodypoint Evoflex Pelvic Stabilizer, Rehab Latch - Size L	NC: 2105,2121, 2122, 2132, 2253 thigh wedges 156,40
JBB2702	<input type="checkbox"/>	Bodypoint Evoflex Pelvic Stabilizer, Rehab Latch - Size M	NC: 2105, 2123, 2153, thigh wedges 156,40
JBB2703	<input type="checkbox"/>	Bodypoint 2-Point Hip Belt, Ctr-Pull, Push Butt, Cinch-Mount - Size L	NC: 2105, 2121, 2122, 2132, 2253 thigh wedges 132,70
JBB2704	<input type="checkbox"/>	Bodypoint 2-Point Hip Belt, Ctr-Pull, Push Butt, Cinch-Mount - Size M	NC: 2105, 2123, 2124, thigh wedges 132,70
JBB2705	<input type="checkbox"/>	Bodypoint 2-Point Hip Belt, Dual-Pull, Side-Release Butt. Cinch-Mount - Size L	NC: 2105, 2121, 2122, 2132, 2253 thigh wedges 116,59
JBB2706	<input type="checkbox"/>	Bodypoint 2-Point Hip Belt, Dual-Pull, Side-Release Butt. Cinch-Mount - Size M	NC: 2105, 2123, 2253, thigh wedges 116,59
Rearview mirror			
JBB1415	<input type="checkbox"/>	Rear view mirror right hand	NC: 1287, 2217, 2285, 2209, 2213, 2265, 2275, 2283, 2287 79,62
JBB1339	<input type="checkbox"/>	Rear view mirror left hand	NC: 1286, 2218, 2286, 2210, 2214, 2266, 2276, 2284, 2288 79,62
ACCESSORIES			
Bag hooks (Max load: 6kg)			
JBB2128	<input type="checkbox"/>	Bag hooks	NC: 2105, 2173, 2227, 2228, 2229, 2233, 2240, 2257, 2291, 2292 172,51
Caneholder			
JBB1312	<input type="checkbox"/>	Caneholder right hand	NC: 1287, 2227, 2259, 1221 76,78
JBB1363	<input type="checkbox"/>	Caneholder left hand	NC: 1286, 2228, 2260, 1222 76,78
Fender (black)			
JBB1416	<input type="checkbox"/>	Fender for castors	132,70
JBB1417	<input type="checkbox"/>	Fender for drive wheels	164,93
Tray			
JBB1404	<input type="checkbox"/>	Tray, swing-away right hand	NC: 1207, 1707, 2209, 2275, 2276, 2287, 2288, 2283, 2284, 2285, 2286, 2265, 2266, 2207, 2213, 2214, 2217 579,15
JBB1405	<input type="checkbox"/>	Tray, swing-away left hand	NC: 1208, 1708, 2210, 2275, 2276, 2287, 2288, 2283, 2284, 2285, 2286, 2265, 2266, 2208, 2213, 2214, 2218 579,15
Tool kit			
JBB1333	<input type="checkbox"/>	Tool kit	33,18



1244



1329




2701, 2702



2703, 2704



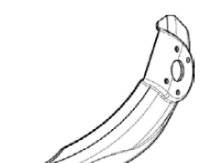
2705, 2706



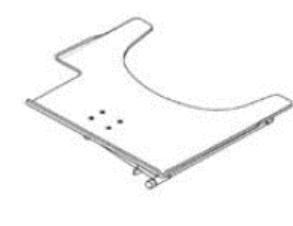
2128



1416



1417



1404
1405

Ramps					
1440530	<input type="checkbox"/>	Fiberglass Folding Mono Ramp Folded dimensions: 2000 x 230 mm 16.3 kg - maximum capacity: 300 kg		1 787,68	 1440530
1654128	<input type="checkbox"/>	Basic ramp 2 telescopic parts in aluminum and non-slip coating. Folded dimensions: 1210 x 194 mm. 8.8 kg per pair - maximum capacity: 270 kg		298,58	 1654128
1654129	<input type="checkbox"/>	Quick2go Compact 3-part aluminum telescopic ramp with non-slip coating Folded dimensions: 870 x 237 mm 13.6 kg per pair - maximum capacity: 260 kg		559,24	 1654129
1654130	<input type="checkbox"/>	Aluminium folding mono ramp Folded dimensions: 1824 x 714 mm 13.9 kg - maximum capacity: 300 kg		317,54	 1654130