

# Invacare® Action<sup>3</sup> NG RC Plus

Please contact Invacare EU Export Customer Services on :-  
 Tel : +33 247 626980 ; Email : serviceclient\_export@invacare.com  
 Or visit our website : www.invacare.eu.com



## Invacare® Action<sup>3</sup> NG RC Plus (Rocking Chair)

Manual folding aluminum wheelchair with mechanical seat inclination at 25°



Tie down hook without supplement

### Description:

- standard: neck support, Matrix Contour Visco NG seat cushion and pair of narrow non-rotating gutters.
- 6 wheels with central drive wheels for better access to handrails
- Mechanical seat tilt at 25° offering a resting and lockable position
- Articulated rear wheel supports equipped with 5" wheels facilitating 2-wheelers
- **PACK Comfort: Transform the Action3NG RC Plus into a real lightweight and folding 6-wheel comfort chair.**
- Weight: from 17.6 kg.
- Maximum user weight: 125 kg.
- 2-year warranty period excluding wear parts

Date :

Purchase Order :

Customer Code :

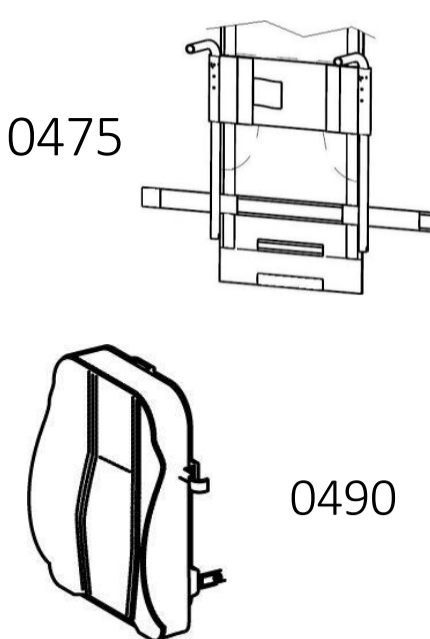






Distributor Stamp:




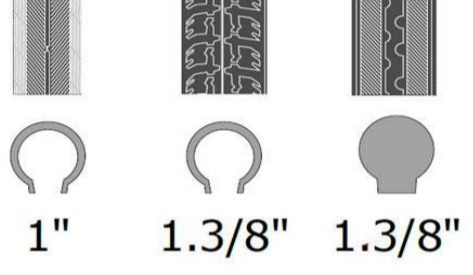

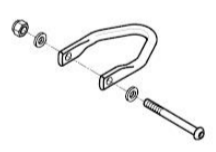






Invacare Unique Customization Service  
 Please specify the quote or special production number:

Please make your selection with a cross in the box      ◆ Standard feature      ○ Free of charge option

CODE	DESCRIPTION	NC : Non Compatible NC : 9999 = not compatible with the reference 9999	Euros	
CEV0031	<input type="checkbox"/> Invacare® Action <sup>3</sup> NG RC - Fixed Backrest	NC : Comfort Pack	893,06	
CEV0041	<input type="checkbox"/> Invacare® Action <sup>3</sup> NG RC - Reclining Backrest		935,39	
<b>COMFORT PACK</b>				
⚠ If you check the Pack, please do not check the options individually				
CEV0060	<input type="checkbox"/> <b>COMFORT PACK:</b> Reclining backrest 510 mm high (0442) + rigid and removable back shell allowing the chair to be folded + Laguna back cushion (0490) + pair of legrests (0520 + 0570) with adjustable footrests (0610 + 0630)	NC : 0180, 0220, 0930, 0935, 0936, 1345	233,57	
<b>PROPULSION TYPE</b>				
CEV0100	<input type="checkbox"/> SELF PROPULSION		◆	
<b>SEAT</b>				
<b>SEAT WIDTH</b>				
CEV0180	<input type="checkbox"/> 380 mm	NC : 0442, 0545+0595, 0852, 0855, 1345	○	
CEV0190	<input type="checkbox"/> 405 mm	NC : 0545+0595, 1345	○	
CEV0200	<input type="checkbox"/> 430 mm	NC : 0853	◆	
CEV0210	<input type="checkbox"/> 455 mm	NC : 0853	○	
CEV0220	<input type="checkbox"/> 480 mm	NC : 0442, 0853, 0854	○	
CEV0230	<input type="checkbox"/> 505 mm	NC : 0853, 0854, 0855, 0856	○	
<b>SEAT DEPTH</b>				
CEV0240	<input type="checkbox"/> 400 mm	NC : 0879	◆	
CEV0250	<input type="checkbox"/> 450 mm	NC : 0853, 0878	○	
CEV0252	<input type="checkbox"/> Adjustable from 450 to 400 mm Delivered at 430 mm (or 450 mm if choice of a seat cushion)	NC : 0330, 0350	30,33	
<b>SEAT HEIGHT</b>				
CEV0270	<input type="checkbox"/> 485 mm - Only with 24" drive wheels		○	
CEV0280	<input type="checkbox"/> 485 mm - Only with 22" drive wheels		◆	
<b>SEAT UPHOLSTERY TYPE</b>				
CEV0330	<input type="checkbox"/> NYLON WITHOUT LOOP BANDS SEAT UPHOLSTERY		◆	
CEV0340	<input type="checkbox"/> NYLON WITH LOOP BANDS SEAT UPHOLSTERY		○	
CEV0350	<input type="checkbox"/> PADDED NYLON SEAT UPHOLSTERY		30,33	
<b>BACKREST</b>				
<b>BACKREST TYPE</b>				
CEV0410	<input type="checkbox"/> FIXED 7° BACKREST - 2 HEIGHTS 400/430 MM (DELIV. 430 MM)	NC : 0471, 0477, 0490, 0491, 0945	◆	
CEV0420	<input type="checkbox"/> FIXED 7° BACKREST - 510 MM HEIGHT	NC : 0471, 0477, 0490, 0491, 0945	○	
CEV0442	<input type="checkbox"/> RECLINING (GAS SPRING) 0/30° LAGUNA SHELL	NC : 0471, 0474, 0475, 0477, 0478, 0479, 0480, 0481, 0882, 0940, 0945, 1345, 1451	○	
CEV0445	<input type="checkbox"/> RECLINING (GAS SPRING) 0/30° BACKREST INCL. BACKRACE & PASSIVE REAR WHEEL POS. ONLY	NC : 0471, 0477, 0490, 0491, 0940, 0945	◆	
CEV0450	<input type="checkbox"/> RECLINING (GAS SPRING) 0/30° BACKREST INCL. BACKRACE & PASSIVE REAR WHEEL POS. ONLY	NC : 0471, 0477, 0490, 0491, 0940, 0945	○	
				 0445 / 0450

BACKREST UPHOLSTERY TYPE					
CEV0475	<input type="checkbox"/>	LUMBAR SUPPORT (+1 STRAP) PADDED SHAPED COVER		◆	
CEV0479	<input type="checkbox"/>	CONTOUR ADJUSTABLE (3+1 STRAPS) PADDED SHAPED COVER	NC : 0940, 0945	33,08	
CEV0480	<input type="checkbox"/>	CONTOUR ADJUSTABLE (7+1 STRAPS) PADDED SHAPED COVER	NC : 0940, 0945	138,39	
CEV0490	<input type="checkbox"/>	COMFORT BACKREST LAGUNA BLACK PU TR26	NC : 0940, 0945, 1451	33,08	
CEV0491	<input type="checkbox"/>	COMFORT BACKREST PASSAD 2 BLACK PU TR26	NC : 0940, 0945, 1451	33,08	
HANGERS/FOOTPLATES					
HANGERS RH TYPE					
CEV0510	<input type="checkbox"/>	80° STRAIGHT RH SWING IN/SWING OUT HANGER		◆	
CEV0520	<input type="checkbox"/>	ELEVATING LEGREST (0° TO 75°) RH SWING IN/SWING OUT HANGER (INCLUDING CALFPAD)	NC : 0611, 0930, 0935, 0936	73,82	
CEV0545	<input type="checkbox"/>	AMPUTEE LEGREST RH	NC : 0600, 0610, 0611, 0930, 0936	140,28	
HANGERS LH TYPE					
CEV0560	<input type="checkbox"/>	80° STRAIGHT LH SWING IN/SWING OUT HANGER		◆	
CEV0570	<input type="checkbox"/>	ELEVATING LEGREST (0° TO 75°) LH SWING IN/SWING OUT HANGER (INCLUDING CALFPAD)	NC: 0611, 0930, 0935, 0936	73,82	
CEV0595	<input type="checkbox"/>	AMPUTEE LEGREST LH	NC : 0611, 0620, 0630, 0930, 0936	140,28	
FOOTPLATES RH TYPE					
CEV0600	<input type="checkbox"/>	FLIP UP RH FOOTPLATE - (INCLUDING HEEL STRAP)		◆	
CEV0610	<input type="checkbox"/>	FLIP UP DEPTH & ANGLE AJUSTABLE RH FOOTPLATE - (INCLUDING HEEL STRAP)		26,43	
CEV0620	<input type="checkbox"/>	FLIP UP LH FOOTPLATE - (INCLUDING HEEL STRAP)		◆	
CEV0630	<input type="checkbox"/>	FLIP UP DEPTH & ANGLE AJUSTABLE LH FOOTPLATE - (INCLUDING HEEL STRAP)		26,43	
ARMRESTS					
ARMRESTS RH FORM IN BLACK COLOR					
CEV0675	<input type="checkbox"/>	Liftable and removable, adjustable in height from 170 to 295 mm - long narrow (430 mm) without rotation adjustable in depth without tools, cutout to protect clothes and ergonomic support handle		◆	
ARMRESTS LH FORM IN BLACK COLOR					
CEV0775	<input type="checkbox"/>	Liftable and removable, adjustable in height from 170 to 295 mm - long narrow (430 mm) without rotation adjustable in depth without tools, cutout to protect clothes and ergonomic support handle		◆	
SEAT CUSHION TYPE					
Cushion					
CEV0849	<input type="checkbox"/>	BASIC 60 MM FOAM CUSHION - NYLON & ANTI-SLIP COVER		-43,70	
CEV0853	<input type="checkbox"/>	CLASSIC VISCO CUSHION 375X 400 MM -	NC : 0878, 0879	○	
CEV0854	<input type="checkbox"/>	CLASSIC VISCO CUSHION 405 X 400 MM -	NC : 0878, 0879	-11,37	
CEV0855	<input type="checkbox"/>	CLASSIC VISCO CUSHION 430 X 430 MM -	NC : 0878, 0879	-11,37	
CEV0856	<input type="checkbox"/>	CLASSIC VISCO CUSHION 455 X 400 MM -	NC : 0878, 0879	○	
CEV0871	<input type="checkbox"/>	MATRX CONTOUR NG VISCO CUSHION		◆	
SEAT CUSHION DEPTH					
CEV0878	<input type="checkbox"/>	FOR 400 MM SEAT DEPTH		○	
CEV0879	<input type="checkbox"/>	FOR 450 MM SEAT DEPTH		○	
OTHER SEATING OPTIONS					
CEV0852	<input type="checkbox"/>	SEAT RIGIDIZER	(Mandatory: Choose a seat cushion)	61,61	
CEV0882	<input type="checkbox"/>	LATERAL POSITIONING PADS (PAIR)		237,91	
CEV0905	<input type="checkbox"/>	NECKREST BLACK PU TR26 (INCLUDING BACKBRACE EXCEPT FOR LAGUNA)	NC : 0906, 0907, 0940, 0945	◆	
CEV0906	<input type="checkbox"/>	HEADREST BLACK PU TR26 (INCLUDING BACKBRACE EXCEPT FOR LAGUNA)	NC : 0907, 0940, 0945	199,05	
CEV0907	<input type="checkbox"/>	HEADREST WITH CHEEK SUPPORT BLACK PU TR26 (INCLUDING BACKBRACE EXCEPT FOR LAGUNA) -	NC : 0940, 0945	217,06	
CEV0930	<input type="checkbox"/>	ADJUSTABLE CALF STRAP		10,43	
CEV0935	<input type="checkbox"/>	LONGER FOOTREST TUBE (UL= 450-530 MM)	NC : 0936	17,06	
CEV0936	<input type="checkbox"/>	SHORTER FOOTREST SUPPORT (PAIR) (UL= 230-430 MM)		83,41	

COLOURS					
CEV0961	<input type="checkbox"/>	SLATE GREY (RAL7024 FINE TEXTURE)		○	 0961 / 0966 0974 / 0969
CEV0966	<input type="checkbox"/>	MATT BLACK		○	
CEV0967	<input type="checkbox"/>	BLUE POP		○	
CEV0969	<input type="checkbox"/>	RED MATT		○	
CEV0974	<input type="checkbox"/>	NAVY BLUE		○	
CEV0991	<input type="checkbox"/>	SPECIAL COLOUR		On Request	
CASTER HOUSING TYPE					
CEV0995	<input type="checkbox"/>	STANDARD		◆	
FRONT WHEELS					
CEV1035	<input type="checkbox"/>	150 X 30 MM (6" X 1.1/4") - BLACK SOLID TYRE MEDIUM HARD		○	 1050
CEV1050	<input type="checkbox"/>	150 X 30 MM (6" X 1.1/4") - BLACK SOLID TYRE		◆	
CEV1056	<input type="checkbox"/>	140 X 40 MM (5" 1/2 X 1" 3/4) - BLACK SOLID TYRE MEDIUM HARD		○	
REAR WHEELS					
REAR WHEEL SIZE					
CEV1066	<input type="checkbox"/>	22" - 560 mm	NC : 1260	◆	 Standard   1"    1.3/8"    1.3/8"
CEV1068	<input type="checkbox"/>	24" - 600 mm	NC : 1261	○	
REAR WHEEL TYPE					
CEV1071	<input type="checkbox"/>	STANDARD ( BLACK HUB, COLORLESS RIM & ZINC PLATTED SPOKES )		◆	
CEV1072	<input type="checkbox"/>	REINFORCED (COLORLESS HUB, CLEAR ANODIZED RIM & STAINLESS STEEL SPOKES)		○	
TYRE TYPE					
CEV1082	<input type="checkbox"/>	TYRES SOLID BLACK 35 MM (1"3/8)		◆	
CEV1084	<input type="checkbox"/>	PNEUMATIC PROFILED BLACK 35 MM (1"3/8)		○	
CEV1088	<input type="checkbox"/>	PNEUMATIC LOW PROFILE BLACK 25 MM (1")		○	
HANDRIM TYPE					
CEV1140	<input type="checkbox"/>	ALUMINIUM PRE-ANODIZED HANDRIM		◆	
REAR WHEELS AXLE TYPE					
CEV1180	<input type="checkbox"/>	QUICK RELEASE AXLE		◆	
REAR WHEELS POSITION					
CEV1195	<input type="checkbox"/>	ROCKING CHAIR REAR WHEELS POSITION - 'PIVOT POSITION +62,5MM & DRIVE WHEELS + 90MM FRONTWARDS(/BACKREST CANE AXLE)		◆	
Pump					
CEV1230	<input type="checkbox"/>	PUMP AND SUPPORT		10,43	
CHASSIS OPTIONS TYPE					
CEV1241	<input type="checkbox"/>	FRONT WHEELS EXTENSION (+ 50 MM OUTWARD)		○	 1241
CEV1260	<input type="checkbox"/>	SPOKE GUARDS PAIR 600 MM (24") BLACK	NC : 1261	165,88	
CEV1261	<input type="checkbox"/>	SPOKE GUARDS PAIR CLEAR		165,88	
BRAKES TYPE					
CEV1272	<input type="checkbox"/>	ROCKING CHAIR PULL TO LOCK BRAKES		◆	
SAFETY OPTIONS TYPE					
CEV1345	<input type="checkbox"/>	TRANSPORTATION BRACKETS	NC : 0180, 0190	○	 1345
CEV1360	<input type="checkbox"/>	POSTURE BELT - PLASTIC BUCKLE		31,28	
OPTIONS					
CEV1451	<input type="checkbox"/>	DRIP STAND SUPPORT WITH DRIPSTAND (WITH BACKBRACE 0940 ONLY)		101,42	
RAMPS					
1440530	<input type="checkbox"/>	<b>Fiberglass Folding Mono Ramp</b> Folded dimensions: 2000 x 230 mm 16.3 kg - maximum capacity: 300 kg		1 787,68	 1440530
1654128	<input type="checkbox"/>	<b>Basic ramp 2 telescopic parts</b> in aluminum and non-slip coating. Folded dimensions: 1210 x 194 mm 8.8 kg per pair - maximum capacity: 270 kg		402,84	 1654128
1654129	<input type="checkbox"/>	<b>Quick2go Compact 3-part aluminum telescopic ramp</b> with non-slip coating Folded dimensions: 870 x 237 mm 13.6 kg per pair - maximum capacity: 260 kg		805,69	 1654129
1654130	<input type="checkbox"/>	<b>Aluminium folding mono ramp</b> Folded dimensions: 1824 x 714 mm 13.9 kg - maximum capacity: 300 kg		426,54	 1654130