

Rea® Dahlia® 30° Assist

Please contact Invacare EU Export Customer Services on :-
Tel : +33 247 626980 ; Email : serviceclient_export@invacare.com
 Or visit our website : www.invacare.eu.com



Rea® Dahlia® 30° Assist Folding Frame Steel Manual Wheelchair



Description:

- Reclining seat up to 30° *. Tilting possible by the user as an option.
- Backrest adjustable in angle or inclination from 0° up to 30° *
- Reduced overall width: +160 mm with 16" wheels.
- Wheelbase adjustable over 90 mm
- delivered in rearward position.
- Weight: from 35kg.
- Max user weight: 135 kg.
- 2-year warranty period excluding wear parts
- * see table at the end of the order form

Date :
 Purchase Order :
 Customer Code :
 Distributor Stamp::



Invacare Unique Customization Service
 Please specify the quote or special production number:

- Please make your selection with a cross in the box Standard feature Free of charge option

CODE	DESCRIPTION	NC : Non Compatible NC : 9999 = not compatible with the reference 9999	Euros	
BVD0015	<input type="checkbox"/> Rea® Dahlia®30°Assist with drum brakes		1155,78	
SEAT				
SEAT WIDTH				
BVD0050	<input type="checkbox"/> 390 mm - Réglable de 390 à 490 mm	NC : 1810		<input type="radio"/>
BVD0060	<input type="checkbox"/> 440 mm - Réglable de 440 à 540 mm			<input type="radio"/>
BVD0070	<input type="checkbox"/> 490 mm - Réglable de 490 à 590 mm			<input type="radio"/>
Pré-réglage en largeur de l'assise				
BVD0080	<input type="checkbox"/> 390 MM (SMALL CHASSIS)	NC : 0630		<input type="radio"/>
BVD0090	<input type="checkbox"/> 440 MM (MEDIUM CHASSIS)	NC : 0630		<input type="radio"/>
BVD0100	<input type="checkbox"/> 490 MM (LARGE CHASSIS)	NC : 0460, 0470		<input checked="" type="radio"/>
SEAT DEPTH				
BVD0110	<input type="checkbox"/> DEPTH ADJUSTABLE 430-500 MM			<input checked="" type="radio"/>
SEAT HEIGHT				
BVD0120	<input type="checkbox"/> 330 MM/ 13" (16" AND 20")	NC : 0670, 1810		<input type="radio"/>
BVD0130	<input type="checkbox"/> 350 MM/ 14" (22", 20" AND 16")	NC : 0670		<input type="radio"/>
BVD0170	<input type="checkbox"/> 450 MM/ 18" (24" AND 16")			<input checked="" type="radio"/>
BVD0180	<input type="checkbox"/> 480 MM/ 19" (16")			<input type="radio"/>
SEAT ANGLE - Negative				
BVD0240	<input type="checkbox"/> NEGATIVE SEAT ANGLE -1 (STANDARD IS + 0 DEGREE)			<input type="radio"/>
SEAT CUSHION				
BVD0260	<input type="checkbox"/> CUSHION MISTRAL 2 LAYER BLACK PU TR26	NC : 0330, 0345	-76,78	
BVD0270	<input type="checkbox"/> CUSHION FLOSHAPE BLACK PU TR26		-76,78	
BVD0272	<input type="checkbox"/> CUSHION FLOSHAPE PLUSH TR35		-21,80	
BVD0274	<input type="checkbox"/> CUSHION FLOSHAPE SPACER TR36		-76,78	
BVD0280	<input type="checkbox"/> CUSHION MATRX CONTOUR VISCO NG	NC : 0330, 0340, 0345		<input checked="" type="radio"/>
BVD0300	<input type="checkbox"/> CUSHION VICAIR ADJUSTER O2 (100 MM)	NC : 1890	498,07	
BVD0310	<input type="checkbox"/> CUSHION VICAIR VECTOR O2 - 100 MM	NC : 1890	642,08	



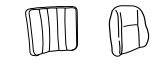
BACKREST				
BACKREST JOINT POSITION				
BVD0370	<input type="checkbox"/>	+ 50 mm	NC : 0470	42,65
BACKREST TYPE				
BVD0410	<input type="checkbox"/>	LAGUNA 2 BACKREST PLATE	NC : 0460, 0470, 0490, 0492, 0495, 0497, 0510, 0520, 1265	○
BVD0420	<input type="checkbox"/>	LAGUNA BACKREST TENSION ADJUSTABLE, WITH BACKREST BOW AND NECKREST/HEADREST ATTACHMENT	NC : 0460, 0470, 0520, 0580, 0590, 1140, 1150, 1220,1230	◆
BVD0430	<input type="checkbox"/>	FLEX 3 BACKREST, FIXED PLATE (WIDTH ADJUSTABLE)	NC : 0490, 0492, 0495, 0497, 1265	190,52
BVD0440	<input type="checkbox"/>	FLEX 3 BACKREST, TENSION ADJUSTABLE(WIDTH ADJUSTABLE)	NC : 0470, 0495	216,11
BACKREST FLEX 3 ADJUSTMENT				
BVD0460	<input type="checkbox"/>	FLEX 3 + 50 MM		○
BVD0470	<input type="checkbox"/>	FLEX 3 + 100 MM	NC : 0630	○
BVD0480	<input type="checkbox"/>	WITHOUT BACKREST WIDTH EXTENSION		◆
BACKREST COVER/ CUSHION				
- BACKREST UPHOLSTERY MANDATORY				
BVD0490	<input type="checkbox"/>	COVER, LATERAL		○
BVD0492	<input type="checkbox"/>	XL COVER, LATERAL		○
BVD0495	<input type="checkbox"/>	COVER, LATERAL LOW (43CM)	NC : 0560	◆
BVD0497	<input type="checkbox"/>	XL COVER, LATERAL LOW (43CM)	NC : 0560	○
BVD0500	<input type="checkbox"/>	CUSHION, LAGUNA (LATERAL SUPPORT)	NC : 1265	○
BVD0510	<input type="checkbox"/>	CUSHION, MISTRAL 2 (WAIST SUPPORT)	NC : 0575, 1265	○
BVD0520	<input type="checkbox"/>	CUSHION, PASSAD 2 (SHOULDER SUPPORT)	NC : 1265	217,06
BVD0544	<input type="checkbox"/>	VICAIR MULTIFONCTION BACK	NC : 0560, 0570, 0575, 1890	640,48
BVD0546	<input type="checkbox"/>	VICAIR FLEX BACK	NC : 0560, 0570, 0575, 1890	776,36
BACKREST UPHOLSTERY				
BVD0560	<input type="checkbox"/>	BLACK PLUSH TR35		79,62
BVD0570	<input type="checkbox"/>	BLACK PU TR26		◆
BVD0575	<input type="checkbox"/>	BLACK SPACER TR36		○
PUSHHANDLES				
BVD0580	<input type="checkbox"/>	ANGLE ADJUSTABLE PUSHBAR		145,97
BVD0590	<input type="checkbox"/>	Height adjustable and removable push handles		◆
BVD0600				
SEATING				
SEAT TILT TYPE				
BVD0620	<input type="checkbox"/>	ASSISTANT OPERATED GAS PISTON FOR SEAT TILT		◆
BVD0630	<input type="checkbox"/>	USER OPERATED TILT (SELF-TILT) WITH FIXATED ARMREST POLE - SEAT TILT REDUCE TO 10°	NC : 0915, 0925, 0930, 0950, 0975, 0985, 0990, 1010, 1750, 1755, 1756, 1757, 1760, 1765, 1770, 1775, 1780, 1890	○
BVD0632	<input type="checkbox"/>	USER OPERATED TILT (SELF-TILT) WITH STANDARD ARMREST POLE - SEAT TILT REDUCE TO 10°	NC : 0915, 0925, 0930, 0950, 0975, 0985, 0990, 1010, 1750, 1755, 1756, 1757, 1760, 1765, 1770, 1775, 1780, 1850	○
BACKREST RECLINE OPERATION TYPE				
BVD0640	<input type="checkbox"/>	ASSISTANT OPERATED GAS PISTON FOR BACKREST RECLINE		◆
BVD0660	<input type="checkbox"/>	FIXED BACKREST ANGLE (BARREL SCREW)		○
LEGRESTS / FOOTRESTS				
CENTRAL LEGRESTS TYPE				
BVD0670	<input type="checkbox"/>	CENTRAL LEGREST, INCL CALFPAD AND FOOTREST	NC : 0690, 0692, 0700, 0710, 0730, 0750, 0760, 0780, 0805, 1040, 1330, 1340, 1350, 1351, 1352, 1353	900,47
LEGRESTS / HANGERS ADJUSTMENT				
BVD0680	<input type="checkbox"/>	LOW POSITION, STANDARD		◆
BVD0690	<input type="checkbox"/>	HIGH POSITION FOR LONGER LEGS, 50 MM HIGHER		109,00
BVD0692	<input type="checkbox"/>	90° HANGER ATTACHMENT	NC : 0710, 0730, 0760, 0780	52,13
LEGRESTS / HANGERS LH TYPE				
BVD0700	<input type="checkbox"/>	HANGER ANGLE ADJUSTABLE LH. WITH KNEE PAD AND CALF SUPPORT	NC : 0855, 1330	100,03
BVD0710	<input type="checkbox"/>	HANGER FIXED 80 DEG, SWING IN SWING OUT - ALU 2003, LH		◆
BVD0730	<input type="checkbox"/>	LEGREST AMPUTEE - ALU 2008 LH	NC : 0805, 0825, 1330, 1340, 1350	140,28



0410 0420



0430 0440



0490 0500



0510 0520



0580



0670



0700 0750



0710



0730

LEGRESTS / HANGERS RH TYPE			
BVD0750	<input type="checkbox"/>	HANGER ANGLE ADJUSTABLE RH. WITH KNEE PAD AND CALF SUPPORT	NC : 0855, 1330 100,03
BVD0760	<input type="checkbox"/>	HANGER FIXED 80 DEG, SWING IN SWING OUT - ALU 2003, RH	◆
BVD0780	<input type="checkbox"/>	LEGREST AMPUTEE - ALU 2008 RH	NC : 0805, 0845, 1330, 1340, 1350 140,28
FOOTRESTS LH TYPE			
BVD0805	<input type="checkbox"/>	FOOTREST ONE PIECE DEPTH AND ANGLE ADJUSTABLE	NC : 1351, 1352, 1353 202,84
BVD0825	<input type="checkbox"/>	FOOTREST LOWER PART, DEPTH AND ANGLE ADJUSTABLE WITH HEEL STRAP, LH	NC : 1330 ◆
FOOTRESTS RH TYPE			
BVD0845	<input type="checkbox"/>	FOOTREST LOWER PART, DEPTH AND ANGLE ADJUSTABLE WITH HEEL STRAP, RH	NC : 1330 ◆
FOOTRESTS TUBE			
BVD0855	<input type="checkbox"/>	SHORT TUBE 24CM	○
BVD0865	<input type="checkbox"/>	LONG TUBE 36CM	◆
ARMRESTS (Height adjustable, Autolock attachment included)			
ARMRESTS LH TYPE			
BVD0900	<input type="checkbox"/>	STRAIGHT NARROW PAD, LH	NC : 1756 ○
BVD0910	<input type="checkbox"/>	STANDARD PAD, LH	NC : 1025, 1756 ○
BVD0915	<input type="checkbox"/>	HIGH ARMREST (+55MM), STANDARD PAD, LH	NC : 1025, 1756 36,02
BVD0925	<input type="checkbox"/>	CONCAVE PAD, LH	NC : 1025, 1756 ◆
BVD0930	<input type="checkbox"/>	HEMIPLEGIC ARMRESTS, LH. NOT TO COMBINE WITH TABLE ACCESSORIES.	NC : 1025, 1750, 1755, 1756, 1760, 1780 54,43
BVD0950	<input type="checkbox"/>	WITHOUT ARMREST, LH	NC : 1020, 1025, 1750, 1755, 1760, 1770, 1775, 1780 ○
ARMRESTS RH TYPE			
BVD0960	<input type="checkbox"/>	STRAIGHT NARROW PAD, RH	NC : 1757 ○
BVD0970	<input type="checkbox"/>	STANDARD PAD, RH	NC : 1025, 1757 ○
BVD0975	<input type="checkbox"/>	HIGH ARMREST (+55MM), STANDARD PAD, RH	NC : 1025, 1757 36,02
BVD0985	<input type="checkbox"/>	CONCAVE PAD RH	NC : 1025, 1757 ◆
BVD0990	<input type="checkbox"/>	HEMIPLEGIC ARMRESTS, RH. NOT TO COMBINE WITH TABLE ACCESSORIES.	NC : 1025, 1750, 1755, 1756, 1760, 1770, 1775, 1780 54,43
BVD1010	<input type="checkbox"/>	WITHOUT ARMREST, RH	NC : 1020, 1025, 1750, 1755, 1760, 1770, 1775, 1780 ○
SEATING OPTIONS			
ARMREST OPTIONS			
BVD1020	<input type="checkbox"/>	PAD, SIDE REST	69,19
BVD1025	<input type="checkbox"/>	PADDED ARMPAD COVER, BLACK PLUSH TR35	41,71
SEAT OPTIONS			
BVD1030	<input type="checkbox"/>	INCONTINENCE COVER	41,71
BVD1040	<input type="checkbox"/>	ABDUCTION CUSHION	NC : 1060 246,45
BVD1050	<input type="checkbox"/>	SEAT PLATE EXTENSION IN WIDTH, FORWARD, REAR OR ASSYMETRIC (AS KIT, TWO UNITS OF PLATES)	NC : 1060 83,41
BVD1060	<input type="checkbox"/>	2 CM SEAT HEIGHT INCREASED SEAT PLATE	94,79
BACKREST OPTIONS			
BVD1080	<input type="checkbox"/>	HEADREST, SIDEWISE ADJUSTABLE	NC : 1110, 1120 ○
BVD1100	<input type="checkbox"/>	HEADREST WITH CHEEK SUPPORT, SIDEWISE ADJUSTABLE	NC : 1090, 1110, 1120 225,59
BVD1081	<input type="checkbox"/>	MATR ELAN STANDARD PAD (254 mm / 10")	218,01
BVD1086	<input type="checkbox"/>	MATR ELAN 4-POINT PAD (280W x 254H mm / 11"W x 10"H)	408,53
BVD1087	<input type="checkbox"/>	MATR ELAN HARDWARE	201,90
BVD1090	<input type="checkbox"/>	COVER FOR HEADREST	NC : 1110, 1120 47,39
BVD1110	<input type="checkbox"/>	NECKREST	◆
BVD1130	<input type="checkbox"/>	HANDLES CLINIC KIT FOR HEAD-/NECKREST	29,38
TRUNK SUPPORT LH			
BVD1140	<input type="checkbox"/>	TRUNK SUPPORT MULTI ADJUSTABLE WITH STANDARD ARM (LH)	174,41
BVD1220	<input type="checkbox"/>	TRUNK SUPPORT SWINGAWAY (LH)	157,35
TRUNK SUPPORT RH			
BVD1150	<input type="checkbox"/>	TRUNK SUPPORT MULTI ADJUSTABLE WITH STANDARD ARM (RH)	174,41
BVD1230	<input type="checkbox"/>	TRUNK SUPPORT SWINGAWAY (RH)	157,35



0750



0825 / 0845



0825 / 0845



0900



0910



0925



0930



1040



1080



1100



1110



1140 / 1150



1220 / 1230

OTHERS BACKREST OPTIONS			
BVD1265	<input type="checkbox"/>	LATERAL POSITIONING PADS (WITH LOOP BAND BETWEEN COVER AND BACKREST UPHOLSTERY), PAIR	237,91
BVD1280	<input type="checkbox"/>	WEDGES (ONE PAIR)	67,30
BVD1300	<input type="checkbox"/>	TILT SCALE, BACKREST RECLINE	16,11
LEGREST OPTIONS			
BVD1330	<input type="checkbox"/>	CALF STRAP (FOR FOOTREST ONE PIECE)	87,20
BDV1340	<input type="checkbox"/>	FOOT PLATE PADDING	103,32
BVD1350	<input type="checkbox"/>	CALF STRAP PADDED	126,07
BVD1351	<input type="checkbox"/>	BODYPOINT ANKLE HUGGERS LARGE	MOUNTING KIT INCLUDED 170,62
BVD1352	<input type="checkbox"/>	BODYPOINT ANKLE HUGGERS MEDIUM	MOUNTING KIT INCLUDED 170,62
BVD1353	<input type="checkbox"/>	BODYPOINT ANKLE HUGGERS SMALL	MOUNTING KIT INCLUDED 161,14




1265



1351 / 1352 / 1353

CHASSIS

COLOUR STRAPS CHASSIS			
BVD1360	<input type="checkbox"/>	BLUE	59,72
BVD1370	<input type="checkbox"/>	SILVER	59,72
BVD1380	<input type="checkbox"/>	RED	59,72
BVD1390	<input type="checkbox"/>	CHAMPAGNE	59,72
BVD1400	<input type="checkbox"/>	PETROLIUM GREEN	59,72
BVD1405	<input type="checkbox"/>	WITHOUT COLOUR STRAPS	◆



CASTOR ATTACHMENT TYPE			
BVD1410	<input type="checkbox"/>	FIXED	◆
BVD1420	<input type="checkbox"/>	QR	75,83

FRONT CASTORS			
BVD1435	<input type="checkbox"/>	4"x1" - 100X30 BLACK SOFTROLL	FOR SEAT HEIGHT 330-350 MM ○
BVD1440	<input type="checkbox"/>	5" x 1" - 125X27 BLACK MEDIUM HAR	FOR SEAT HEIGHT 350 MM ○
BVD1475	<input type="checkbox"/>	6" x 1.1/4" - 150X30 BLACK MEDIUM HARD	FOR SEAT HEIGHT 380-450 MM ◆
BVD1495	<input type="checkbox"/>	8" x 1.1/4" - 200X30 BLACK SOLID TYRE	FOR SEAT HEIGHT 450-500 MM ○
BVD1505	<input type="checkbox"/>	8" x 1.1/4" - 200X32 PNEUMATIC BLACK	FOR SEAT HEIGHT 450-500 MM ○
BVD1515	<input type="checkbox"/>	8" x 2" - 200X45 BLACK SOLID TYRE	FOR SEAT HEIGHT 450-500 MM 126,07

REAR WHEEL

REAR WHEEL POSITION			
BVD1534	<input type="checkbox"/>	STANDARD, MOST STABLE POSITION	◆
REAR WHEELS SIZE			
BVD1545	<input type="checkbox"/>	16" / 405 MM - FIXED ATTACHMENT	◆
REAR WHEELS TYPE			
BVD1586	<input type="checkbox"/>	DRUM BRAKE (22/24" : COLORLESS HUB, CLEAR ANODIZED RIM & STAINLESS STEEL SPOKES / 16" : BLACK PLASTIC HUB & RIM)	◆
TYRE TYPE			
BVD1625	<input type="checkbox"/>	TYRES SOLID BLACK 1"3/8	◆

SAFETY

BVD1720	<input type="checkbox"/>	USER OPERATED TYRE BRAKES	203,79
BVD1730	<input type="checkbox"/>	PELVIC BELT - PLASTIC BUCKLE	◆
BVD1731	<input type="checkbox"/>	BODYPOINT 2 POINT CENTER-PULL PUSH-BUTTON MEDIUM	120,38
BVD1732	<input type="checkbox"/>	BODYPOINT 2 POINT CENTER-PULL PUSH-BUTTON LARGE	127,01
BVD1733	<input type="checkbox"/>	BODYPOINT 4 POINT CENTER-PULL PUSH-BUTTON MEDIUM	134,60
BVD1734	<input type="checkbox"/>	BODYPOINT 4 POINT CENTER-PULL PUSH-BUTTON LARGE	142,18
BVD1736	<input type="checkbox"/>	BODYPOINT PIVOTFIT HARNESS MEDIUM	ONLY WITH ELITE E2 /ELITE DEEP E2 BACKS OR WITH HEADREST /NECKREST 211,37
BVD1737	<input type="checkbox"/>	BODYPOINT PIVOTFIT HARNESS LARGE	ONLY WITH ELITE E2 /ELITE DEEP E2 BACKS OR WITH HEADREST / NECKREST 227,49



POSITIONING OPTIONS

Think of Bodypoint positioning accessories: belts, harnesses, ankle supports.



ACCESSOIRES

TABLE TRAY

BVD1750	<input type="checkbox"/>	TABLE TRAY INCL MOUNTING KIT	NC : 1765	72,82
BVD1755	<input type="checkbox"/>	TABLE TRAY INCL MOUNTING KIT, WITH ELBOW PADS	NC : 1765	154,50
BVD1756	<input type="checkbox"/>	HALF TABLE TRAY, CLEAR, FLIP UP, LH (ARMREST WITH STRAIGHT NARROW PAD INCL.)	NC : 1760	72,82
BVD1757	<input type="checkbox"/>	HALF TABLE TRAY, CLEAR, FLIP UP, RH (ARMREST WITH STRAIGHT NARROW PAD INCL.)	NC : 1760	72,82
BVD1770	<input type="checkbox"/>	SWING AWAY TABLE	NC : 1760, 1780	300,47
BVD1775	<input type="checkbox"/>	SWING AWAY TABLE WITH ELBOW PADS	NC : 1760, 1780	348,82

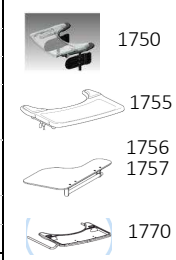


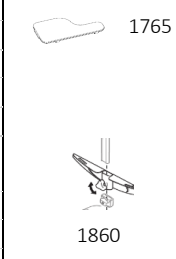
TABLE TRAY CUSHION

BVD1760	<input type="checkbox"/>	TABLE CUSHION		92,89
BVD1765	<input type="checkbox"/>	PADDING		90,05



OTHERS OPTIONS

BVD1780	<input type="checkbox"/>	LOCKING DEVICE FOR TABLE TRAY		59,72
BVD1810	<input type="checkbox"/>	MOUNTING BRACKET VIAMOBIL	NC : 1830, 1870, 1900	313,74
BVD1860	<input type="checkbox"/>	HARNESS ATTACHMENT BACKREST, UPPER		78,67
BVD1870	<input type="checkbox"/>	KERB LEVER	NC : 1900	75,83
BVD1890	<input type="checkbox"/>	TRANSPORTATION BRACKETS FOR OCCUPIED AND NON OCCUPIED TRANSPORT		52,13
BVD1900	<input type="checkbox"/>	VENTILATOR TRAY		599,05
BVD1920	<input type="checkbox"/>	DRIP STAND		105,21
BVD1930	<input type="checkbox"/>	RESTRICTOR KIT		10,43



COMPATIBILITY CHART: Seat height / rear wheel size / seat tilt

Seat Height	Rear Wheel Size	Seat Tilt As Delivered	Backrest Recline As Delivered	Active Rear Wheel Position
330	16"	30	30	Not Possible
	20"	10	30	Armrest +5cm higher
350	16"	30	30	Ok
	20"	20	20	Not Possible
380	22"	10	30	Not Possible
	20"	20	10	Armrest +5cm higher
400	20"	30	20	Ok
	22"	20	10	Armrest +5cm higher
430	22"	30	20	Not Possible
	24"	20	10	Not Possible
450	16"	30	30	Ok
	24"	30	20	Not Possible
480	16"	30	30	Ok

RAMPS

1440530	<input type="checkbox"/>	Fiberglass Folding Mono Ramp Folded dimensions: 2000 x 230 mm 16.3 kg - maximum capacity: 300 kg"		1 787,68
1654128	<input type="checkbox"/>	Basic ramp 2 telescopic parts in aluminum and non-slip coating - Folded dimensions: 1210 x 194 mm. 8.8 kg per pair - maximum capacity: 270 kg		402,84
1654129	<input type="checkbox"/>	Quick2go Compact 3-part aluminum telescopic ramp with non-slip coating Folded dimensions: 870 x 237 mm 13.6 kg per pair - maximum capacity: 260 kg		805,69
1654130	<input type="checkbox"/>	Aluminium folding mono ramp Folded dimensions: 1824 x 714 mm 13.9 kg - maximum capacity: 300 kg		426,54

