

Rea® Clematis® Pro E-Tilt S, S Visco, S, One S Visco, One S

Please contact Invacare EU Export Customer Services on :-
 Tel : +33 247 626980 ; Email : serviceclient_export@invacare.com
 Or visit our website : www.invacare.eu.com



Rea® Clematis® Pro E-Tilt S, S Visco, S, One S Visco, One S

Folding Frame Steel Manual Comfort Chair



Compatible with alber aids: e-motion M25, e-fix, E35 - E36, Viamobil V25, Viaplus V12

Date :

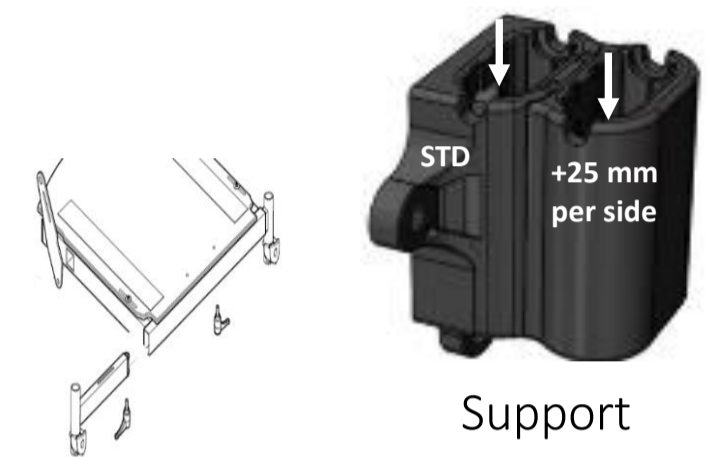
Purchase Order :

Customer Code :

Distributor Stamp:

Description of common features for manual and electric versions

- Adjustable seat widths (armrest supports with 2 positions): 390 - 440 / 440 - 490 / 490 - 540 mm
- Infinitely adjustable seat depth (430 to 500 mm) via drawer system
- Floor/front seat height 450 mm, adjustable to 400 mm
- **Rigid backrest, with Laguna backrest cushion**
- Legrests adjustable in width (+ 50 mm per side), in angle with pallets adjustable in depth, angle and width
- Multi-adjustable neck support
- Front wheels 6" black tire (150 x 30) and rear wheels 24" x 1.3/8" black tire
- Pair of retractable and height-adjustable anti-tip wheels
- For even more customization, configurable versions available: see separate forms



Features specific to the electric version

- Seat and backrest reclining by electric cylinders (+1° to +30° / -2° to + 27° for the seat, from 0° to + 30° for the backrest)
- Narrow armrests without rotation adjustable in height, in depth without tools (on 70 mm) and in width (+ 25 mm per side)
- Matrix Contour Visco NG seat cushion
- EU Plug Only
- Weight: from 35.5 kg



Rea® Clematis® Pro E-Tilt S: electric seat and backrest

CODE	QUANTITY	DESCRIPTION	EUROS
With narrow armrests without rotation + Matrix Contour Visco NG seat cushion			
DV1676347		Seat width 390 mm, adjustable to 440 mm - RIGID BACKREST	1 168,97
DV1676348		Seat width 440 mm, adjustable to 490 mm - RIGID BACKREST	1 168,97
DV1676349		Seat width 490 mm, adjustable to 540 mm - RIGID BACKREST	1 168,97
DV1676350		Seat width 540 mm, adjustable to 590 mm - RIGID BACKREST	1 642,90



Features specific to manual versions

- Seat and backrest reclining by pneumatic cylinders, third party control (from 0° to + 25° / -3° to +22° for the seat and from 0 to + 30° for the backrest)
- Narrow armrests without rotation (Pro version) or Comfort armrests (Pro One version) adjustable. in height, in depth without tools (over 70 mm) and in width (+ 25 mm per side)
- Matrix Contour Visco NG seat cushion or standard foam seat cushion / Weight: from 30 kg

Rea® Clematis® Pro S Visco







CODE	QUANTITY	DESCRIPTION	EUROS
With narrow armrests without rotation + Matrix Contour Visco NG seat cushion			
DV1676351		Seat width 390 mm, adjustable to 440 mm - RIGID BACKREST	1 168,97
DV1676352		Seat width 440 mm, adjustable to 490 mm - RIGID BACKREST	1 168,97
DV1676353		Seat width 490 mm, adjustable to 540 mm - RIGID BACKREST	1 168,97
DV1676354		Seat width 540 mm, adjustable to 590 mm - RIGID BACKREST	1 642,90

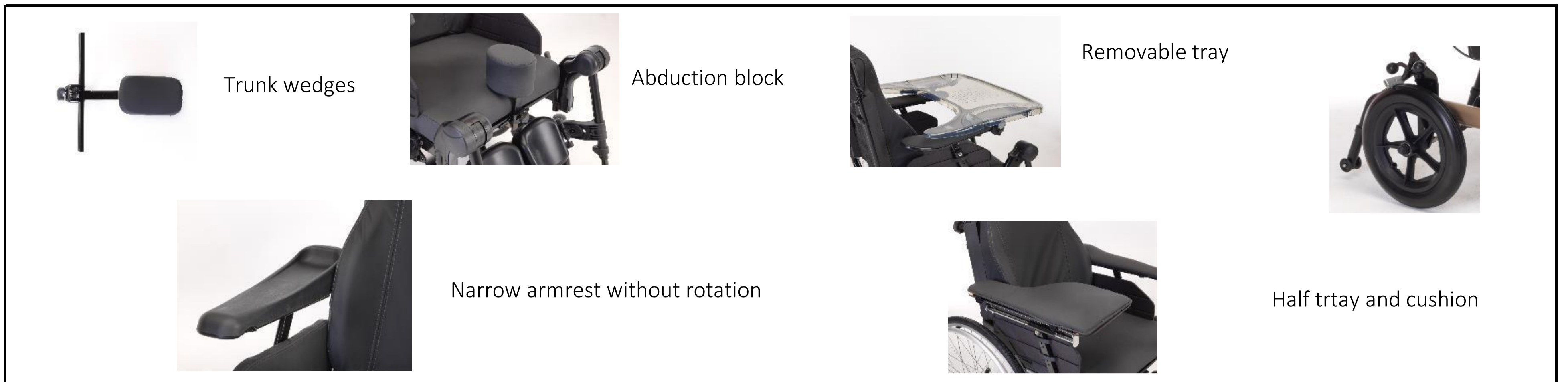






Rea® Clematis® Pro S

CODE	QUANTITY	DESCRIPTION	EUROS
With narrow armrests without rotation + standard foam seat cushion			
DV1676355		Seat width 390 mm, adjustable to 440 mm - RIGID BACKREST	1 125,27
DV1676356		Seat width 440 mm, adjustable to 490 mm - RIGID BACKREST	1 125,27
DV1676357		Seat width 490 mm, adjustable to 540 mm - RIGID BACKREST	1 125,27



Rea® Clematis® Pro One S Visco					
CODE	QUANTITY	DESCRIPTION	EUROS		
With Comfort pads + Matrix Contour Visco NG seat cushion					
DV1676341		Seat width 390 mm, adjustable to 440 mm - RIGID BACKREST	942,64		
DV1676342		Seat width 440 mm, adjustable to 490 mm - RIGID BACKREST	942,64		
DV1676343		Seat width 490 mm, adjustable to 540 mm - RIGID BACKREST	942,64		
Rea® Clematis® Pro One S					
CODE	QUANTITY	DESCRIPTION	EUROS		
With Comfort pads + standard foam seat cushion					
DV1676344		Seat width 390 mm, adjustable to 440 mm - RIGID BACKREST	898,94		
DV1676345		Seat width 440 mm, adjustable to 490 mm - RIGID BACKREST	898,94		
DV1676346		Seat width 490 mm, adjustable to 540 mm - RIGID BACKREST	898,94		
ACCESSORIES (delivered separately)					
<i>Think of Bodypoint positioning accessories: belts, harnesses, ankle supports.</i>					
1631220		Invacare Matrix Contour ViscoNG , very firm. Height 90 mm, width 355 mm, depth 530 mm. Maximum user weight : 100 kg	67,50		Contour ViscoNG
1631221		Invacare Matrix Contour ViscoNG , Very firm. Height 90 mm, width 405 mm, depth 530 mm. Maximum user weight : 120 kg	67,50		
1631223		Invacare Matrix Contour ViscoNG , Very firm. Height 90 mm, width 455 mm, depth 530 mm. Maximum user weight : 130 kg	67,50		
1631224		Invacare Matrix Contour ViscoNG , Very firm. Height 90 mm, width 505 mm, depth 530 mm. Maximum user weight : 140 kg	67,50		
1631222		Invacare Matrix Contour ViscoNG , Very firm. Height 80 mm, width 555 mm, depth 530 mm. Minimum user weight : 60 kg. Maximum user weight : 140 kg	67,50		
AP1552651		Left trunk support, removable, adjustable in width and height, Black bi-stretch PU coating	126,07		
AP1552652		Straight trunk support, removable, adjustable in width and height, Black bi-stretch PU coating	126,07		
AP1663114		Abduction pad, Black bi-stretch PU coating	237,91		
AP1440897		IV pole with holder	100,47		
AP1570748		Removable and depth-adjustable tray for width 390 mm	72,83	Compatible with narrow armrests	
AP1570749		Removable and depth-adjustable tray for width 440 mm	72,83	Compatible with narrow armrests	
AP1570775		Removable and depth-adjustable tray for widths of 490 mm and 540 mm	72,83	Compatible with narrow armrests	
AP1572460		tray locking pins (Per Pair)	28,44		
AP1667778		Transit kit: 12" solid wheels with quick-release axles and foot brakes, the pair	105,21		
SP1563951		Comfortable calf support strap, padded, bi-stretch black PU coating	119,43		
AP1662853		Soft backrest width 390 mm	78,67		
AP1662854		Soft backrest width 440 mm	78,67		
AP1662855		Soft backrest width 490 mm	78,67		
AP1672076		Soft backrest width 540 mm	78,67		
AP1662850		Rigid back plate width 390 mm	78,67		
AP1662851		Rigid back plate width 440 mm	78,67		
AP1662852		Rigid back plate width 490 mm	78,67		
AP1671961		Rigid back plate width 540 mm	78,67		
AP1667773		Tension-adjustable backrest width 390 mm with push handles	173,46		
AP1667774		Tension-adjustable backrest width 440 mm with push handles	173,46		
AP1667775		Tension-adjustable backrest width 490 mm with push handles	173,46		
AP1671960		Tension-adjustable backrest width 540 mm with push handles	173,46		
AP1667776		Retractable transparent half-tray on the left with narrow sleeve armrest	72,83		
AP1667777		Right retractable transparent half-tray with narrow cuff armrest	72,83		
AP1604625		Cushion for right or left half-tray	90,05		



RAMPS					
1440530	<input type="checkbox"/>	Fiberglass Folding Mono Ramp Folded dimensions: 2000 x 230 mm 16.3 kg - maximum capacity: 300 kg		1 787,68	 1440530
1654128	<input type="checkbox"/>	Basic ramp 2 telescopic parts in aluminum and non-slip coating. Folded dimensions: 1210 x 194 mm. 8.8 kg per pair - maximum capacity: 270 kg		402,84	 1654128
1654129	<input type="checkbox"/>	Quick2go Compact 3-part aluminum telescopic ramp with non-slip coating Folded dimensions: 870 x 237 mm 13.6 kg per pair - maximum capacity: 260 kg		805,69	 1654129
1654130	<input type="checkbox"/>	Aluminium folding mono ramp Folded dimensions: 1824 x 714 mm 13.9 kg - maximum capacity: 300 kg		426,54	 1654130