


Please contact Invacare EU Export Customer Services on :-
Tel : +33 247 626980 ; Email : serviceclient_export@invacare.com
 Or visit our website : www.invacare.eu.com




Invacare® Matrix®



Rigid and removable positioning backrest CE

These backrests can be supported in the case of a prescription for a modular and scalable series seat including a seat cushion and a positioning backrest. Medical prescription issued by a doctor specializing in paediatrics, functional rehabilitation, rheumatology, orthopedic surgery.

NEW: Matrix MAC backrest and its multi-adjustable lateral supports and the new **HUG** Cushion insert.



Date :

Purchase Order :

Customer Code :

Distributor Stamp:

Code	Quantity	Designation	Euros
Matrix Wheelchair Backrest Assembly Service *			
DE194785		Matrix Backrest Assembly Service on Wheelchair	74,88 €
DE194791		Matrix option assembly service	36,97 €


* n'inclue pas les frais de transports (à la charge du client)

Step 1: Choose Type	Prix public unit. HT
----------------------------	---------------------------------


Back Type

Tension adjustable backrest , available as Special and on <i>Invacare® Action®3</i> & <i>Invacare® Action®4</i> manual wheelchairs - comes with a pair of repositionable trunk supports, Matrix Libra cushion, Bodypoint 2 point pelvic belt and a rigidizer	<input type="checkbox"/>	794,76 €
Matrix MX2 carbon backrest - without fixing - depth 80 mm - max user weight: 114 kg	<input type="checkbox"/>	779,15 €
Matrix Mini backrest - fixings included - depth 80 mm - max user weight: 68 kg	<input type="checkbox"/>	519,43 €
Matrix Elite E2 backrest - Mini or Standard fixings included - depth 80 mm - max user weight: 136 kg	<input type="checkbox"/>	717,54 €
Matrix Elite E2 Deep backrest - Mini or Standard fixings included - depth 160 mm - max user weight: 136 kg	<input type="checkbox"/>	717,54 €
Matrix MAC backrest - Dual foam layer cushion - Fixings included - lateral supports are not included - max user weight : 136 kg	<input type="checkbox"/>	700,00 €
Matrix MAC backrest - HUG cushion - Fixings included - Lateral supports are not included - max user weight : 136 kg	<input type="checkbox"/>	750,00 €
Matrix Posture Back backrest - without fixing - depth 130 mm - max user weight: 136 kg	<input type="checkbox"/>	632,23 €
Matrix Posture Back Deep backrest - without attachment - depth 180 mm - max user weight: 136 kg	<input type="checkbox"/>	632,23 €
Matrix Elite Max backrest - fixings included - depth 80 mm - max user weight: 227 kg	<input type="checkbox"/>	1 372,51 €
Matrix Elite Deep Max backrest - fixings included - depth 160 mm - max user weight: 227 kg	<input type="checkbox"/>	1 497,63 €
Matrix Posture Back Max backrest - fixings included - depth 130 mm - max user weight: 227 kg	<input type="checkbox"/>	1 573,46 €
Matrix Posture Back Deep Max backrest - fixings included - depth 180 mm - max user weight: 227 kg	<input type="checkbox"/>	1 698,58 €

Step 2: Choose size




Matrix MX2 carbon backrest (without fixation)
 Backrest depth: 80 mm - Max user weight: 114 kg



Back width(1)	Adaptable on chair seat width	Indicative bust width	Back height							
			150 mm		230 mm		310 mm		410 mm	
360mm	360mm - 380mm	265 mm	1629002	<input type="checkbox"/>	1629003	<input type="checkbox"/>	1629004	<input type="checkbox"/>	1629005	<input type="checkbox"/>
380mm	380mm - 410mm	290 mm	1629006	<input type="checkbox"/>	1629007	<input type="checkbox"/>	1629008	<input type="checkbox"/>	1629009	<input type="checkbox"/>
410mm	410mm - 430mm	315 mm	1629010	<input type="checkbox"/>	1629011	<input type="checkbox"/>	1629012	<input type="checkbox"/>	1629013	<input type="checkbox"/>
430mm	430mm - 460mm	340 mm	1629014	<input type="checkbox"/>	1629015	<input type="checkbox"/>	1629016	<input type="checkbox"/>	1629017	<input type="checkbox"/>
460mm	460mm - 480mm	370 mm	1629018	<input type="checkbox"/>	1629019	<input type="checkbox"/>	1629020	<input type="checkbox"/>	1629021	<input type="checkbox"/>

(1)For more details on backrest dimensions, refer to the technical documentation available on our website.



Matrix Mini backrest (fixings included)
 Backrest depth: 80 mm - Max user weight: 68 kg

Back width (1)(3)	Adaptable to seat width chair(2)	Indicative bust width	Back height							
			180 mm		260 mm		310 mm		360 mm	
260 mm	250mm - 270mm	165 mm	1626804	<input type="checkbox"/>	1626805	<input type="checkbox"/>	1626806	<input type="checkbox"/>		
280 mm	280mm - 300mm	190 mm	1626807	<input type="checkbox"/>	1626808	<input type="checkbox"/>	1626809	<input type="checkbox"/>		
310 mm	300mm - 320mm	215 mm	1626810	<input type="checkbox"/>	1626811	<input type="checkbox"/>	1626812	<input type="checkbox"/>	1626813	<input type="checkbox"/>
330 mm	330mm - 360mm	240 mm	1626814	<input type="checkbox"/>	1626815	<input type="checkbox"/>	1626816	<input type="checkbox"/>	1626817	<input type="checkbox"/>
360 mm	360mm - 380mm	290 mm	1626818	<input type="checkbox"/>	1626819	<input type="checkbox"/>	1626820	<input type="checkbox"/>	1626821	<input type="checkbox"/>



Matrix Elite E2 backrest (fixations included)
Backrest depth: 80 mm - Max user weight: 136 kg
Fixings included: Mini (up to height 410 mm)
Fixings included: Standard (heights 460 and 510 mm)
Headrest interface included from height 360 mm



Back width (1)(3)	Adaptable to seat width chair(2)	Indicative bust width	Back height															
			160 mm	200 mm	260 mm	310 mm	360 mm	410 mm	460 mm	510 mm								
360 mm	330mm - 380mm	265 mm	1632513	<input type="checkbox"/>	1632514	<input type="checkbox"/>	1632515	<input type="checkbox"/>	1632516	<input type="checkbox"/>	1632517	<input type="checkbox"/>	1632518	<input type="checkbox"/>	1632519	<input type="checkbox"/>	1632520	<input type="checkbox"/>
380 mm	360mm - 410mm	290 mm	1632521	<input type="checkbox"/>	1632522	<input type="checkbox"/>	1632523	<input type="checkbox"/>	1632524	<input type="checkbox"/>	1632525	<input type="checkbox"/>	1632526	<input type="checkbox"/>	1632527	<input type="checkbox"/>	1632528	<input type="checkbox"/>
410 mm	380mm - 430mm	315 mm	1632529	<input type="checkbox"/>	1632530	<input type="checkbox"/>	1632531	<input type="checkbox"/>	1632532	<input type="checkbox"/>	1632533	<input type="checkbox"/>	1632534	<input type="checkbox"/>	1632535	<input type="checkbox"/>	1632536	<input type="checkbox"/>
430 mm	410mm - 460mm	340 mm	1632537	<input type="checkbox"/>	1632538	<input type="checkbox"/>	1632539	<input type="checkbox"/>	1632540	<input type="checkbox"/>	1632541	<input type="checkbox"/>	1632542	<input type="checkbox"/>	1632543	<input type="checkbox"/>	1632544	<input type="checkbox"/>
460 mm	430mm - 480mm	370 mm	1632545	<input type="checkbox"/>	1632546	<input type="checkbox"/>	1632547	<input type="checkbox"/>	1632548	<input type="checkbox"/>	1632549	<input type="checkbox"/>	1632550	<input type="checkbox"/>	1632551	<input type="checkbox"/>	1632552	<input type="checkbox"/>
480 mm	460mm - 510mm	390 mm	1632553	<input type="checkbox"/>	1632554	<input type="checkbox"/>	1632555	<input type="checkbox"/>	1632556	<input type="checkbox"/>	1632557	<input type="checkbox"/>	1632558	<input type="checkbox"/>	1632559	<input type="checkbox"/>	1632560	<input type="checkbox"/>
510 mm	480mm - 530mm	420 mm	1632561	<input type="checkbox"/>	1632562	<input type="checkbox"/>	1632563	<input type="checkbox"/>	1632564	<input type="checkbox"/>	1632565	<input type="checkbox"/>	1632566	<input type="checkbox"/>	1632567	<input type="checkbox"/>	1632568	<input type="checkbox"/>

- (1) For more details on backrest dimensions, refer to the technical documentation available on our website
 (2) The use of 50 mm extended backrest fixing threaded rods allows the backrest to be adapted to a chair with a seat width greater than 25 mm.
 (3) We recommend taking a backrest 20 mm wider when adding a trunk support.



Matrix Elite E2 Deep backrest (fixations included)
Backrest depth: 160 mm - Max user weight: 136 kg
Fixings included: Mini (up to height 410 mm)
Fixings included: Standard (heights 460 and 510 mm)
Headrest interface included from height 360 mm



Back width (1)(3)	Adaptable to seat width chair	Indicative bust width	Back height															
			160 mm	200 mm	260 mm	310 mm	360 mm	410 mm	460 mm	510 mm								
360 mm	330mm - 380mm	265 mm	1632634	<input type="checkbox"/>	1632635	<input type="checkbox"/>	1632636	<input type="checkbox"/>	1632637	<input type="checkbox"/>	1632638	<input type="checkbox"/>	1632639	<input type="checkbox"/>	1632640	<input type="checkbox"/>	1632641	<input type="checkbox"/>
380 mm	360mm - 410mm	290 mm	1632642	<input type="checkbox"/>	1632643	<input type="checkbox"/>	1632644	<input type="checkbox"/>	1632645	<input type="checkbox"/>	1632646	<input type="checkbox"/>	1632647	<input type="checkbox"/>	1632648	<input type="checkbox"/>	1632649	<input type="checkbox"/>
410 mm	380mm - 430mm	315 mm	1632650	<input type="checkbox"/>	1632651	<input type="checkbox"/>	1632652	<input type="checkbox"/>	1632653	<input type="checkbox"/>	1632654	<input type="checkbox"/>	1632655	<input type="checkbox"/>	1632656	<input type="checkbox"/>	1632657	<input type="checkbox"/>
430 mm	410mm - 460mm	340 mm	1632658	<input type="checkbox"/>	1632659	<input type="checkbox"/>	1632660	<input type="checkbox"/>	1632661	<input type="checkbox"/>	1632662	<input type="checkbox"/>	1632663	<input type="checkbox"/>	1632664	<input type="checkbox"/>	1632665	<input type="checkbox"/>
460 mm	430mm - 480mm	370 mm	1632666	<input type="checkbox"/>	1632667	<input type="checkbox"/>	1632668	<input type="checkbox"/>	1632669	<input type="checkbox"/>	1632670	<input type="checkbox"/>	1632671	<input type="checkbox"/>	1632672	<input type="checkbox"/>	1632673	<input type="checkbox"/>
480 mm	460mm - 510mm	390 mm	1632674	<input type="checkbox"/>	1632675	<input type="checkbox"/>	1632676	<input type="checkbox"/>	1632677	<input type="checkbox"/>	1632678	<input type="checkbox"/>	1632679	<input type="checkbox"/>	1632679	<input type="checkbox"/>	1632770	<input type="checkbox"/>
510 mm	480mm - 530mm	420 mm	1632771	<input type="checkbox"/>	1632772	<input type="checkbox"/>	1632773	<input type="checkbox"/>	1632774	<input type="checkbox"/>	1632775	<input type="checkbox"/>	1632776	<input type="checkbox"/>	1632777	<input type="checkbox"/>	1632778	<input type="checkbox"/>

- (1) For more details on backrest dimensions, refer to the technical documentation available on our website
 (2) The use of 50 mm extended backrest fixing threaded rods allows the backrest to be adapted to a chair with a seat width greater than 25 mm.
 (3) We recommend taking a backrest 20 mm wider when adding a trunk support.



Matrix MAC Backrest (fixations included)
Dual foam layer cushion
Max. user weight : 136 kg
 Does not include lateral supports



Back width ⁽¹⁾	Adaptable to seat width chair(2)	Indicative bust width	Back height							
			410 mm		460 mm		510 mm		560 mm	
410 mm	385mm - 460mm	315 mm	1634608	<input type="checkbox"/>	1634609	<input type="checkbox"/>	1634610	<input type="checkbox"/>	1634611	<input type="checkbox"/>
430 mm	405mm - 480mm	340 mm	1634612	<input type="checkbox"/>	1634613	<input type="checkbox"/>	1634614	<input type="checkbox"/>	1634615	<input type="checkbox"/>
460 mm	435mm - 510mm	370 mm	1634616	<input type="checkbox"/>	1634617	<input type="checkbox"/>	1634618	<input type="checkbox"/>	1634619	<input type="checkbox"/>
480 mm	455mm - 530mm	390 mm	1634620	<input type="checkbox"/>	1634621	<input type="checkbox"/>	1634622	<input type="checkbox"/>	1634623	<input type="checkbox"/>
510 mm	485mm - 560mm	420 mm	1634624	<input type="checkbox"/>	1634625	<input type="checkbox"/>	1634626	<input type="checkbox"/>	1634627	<input type="checkbox"/>

- (1) For more details on backrest dimensions, refer to the technical documentation available on our website

FIND THE TRUNK SUPPORTS ON PAGE 4!



Matrix MAC Backrest (fixations included)
HUG cushion
Max. user weight : 136 kg
 Does not include lateral support



Back width ⁽¹⁾	Adaptable to seat width chair	Indicative bust width	Back height							
			410 mm		460 mm		510 mm		560 mm	
410 mm	385mm - 460mm	315 mm	1634678	<input type="checkbox"/>	1634679	<input type="checkbox"/>	1634680	<input type="checkbox"/>	1634681	<input type="checkbox"/>
430 mm	405mm - 480mm	340 mm	1634682	<input type="checkbox"/>	1634683	<input type="checkbox"/>	1634684	<input type="checkbox"/>	1634685	<input type="checkbox"/>
460 mm	435mm - 510mm	370 mm	1634686	<input type="checkbox"/>	1634687	<input type="checkbox"/>	1634688	<input type="checkbox"/>	1634689	<input type="checkbox"/>
480 mm	455mm - 530mm	390 mm	1634690	<input type="checkbox"/>	1634691	<input type="checkbox"/>	1634692	<input type="checkbox"/>	1634693	<input type="checkbox"/>
510 mm	485mm - 560mm	420 mm	1634694	<input type="checkbox"/>	1634695	<input type="checkbox"/>	1634696	<input type="checkbox"/>	1634697	<input type="checkbox"/>

- (1) For more details on backrest dimensions, refer to the technical documentation available on our website

FIND THE TRUNK SUPPORTS ON PAGE 4!



Matrix Posture Back (without attachment)
Backrest depth 130 mm - Max user weight: 136 kg

Back width(1)	Adaptable to seat width chair	Indicative bust width	Back height					
			310 mm		410 mm		510 mm	
360mm	330mm - 380mm	265 mm	1544783	<input type="checkbox"/>	1544784	<input type="checkbox"/>		
410mm	380mm - 430mm	315 mm	1544785	<input type="checkbox"/>	1515727	<input type="checkbox"/>	1515728	<input type="checkbox"/>
430mm	410mm - 460mm	340 mm	1544786	<input type="checkbox"/>	1515729	<input type="checkbox"/>	1515730	<input type="checkbox"/>
460mm	430mm - 480mm	370 mm	1544787	<input type="checkbox"/>	1515731	<input type="checkbox"/>	1515732	<input type="checkbox"/>
510mm	480mm - 530mm	420 mm	1544788	<input type="checkbox"/>	1518131	<input type="checkbox"/>	1518132	<input type="checkbox"/>

(1) For more details on backrest dimensions, refer to the technical documentation available on our website
 (2) The use of 50 mm extended backrest fixing threaded rods allows the backrest to be adapted to a chair with a seat width greater than 25 mm.




Matrix Posture Back Deep (without binding)
Backrest depth: 180 mm - Max user weight: 136 kg

Back width(1)	Adaptable to seat width chair	Indicative bust width	Back height					
			310 mm		410 mm		510 mm	
360mm	330mm - 380mm	265 mm	1545001	<input type="checkbox"/>	1545002	<input type="checkbox"/>		
410mm	380mm - 430mm	315 mm	1545003	<input type="checkbox"/>	1545058	<input type="checkbox"/>	1545059	<input type="checkbox"/>
430mm	410mm - 460mm	340 mm	1545060	<input type="checkbox"/>	1545061	<input type="checkbox"/>	1545062	<input type="checkbox"/>
460mm	430mm - 480mm	370 mm	1545063	<input type="checkbox"/>	1545064	<input type="checkbox"/>	1545065	<input type="checkbox"/>
510mm	480mm - 530mm	420 mm	1545066	<input type="checkbox"/>	1545067	<input type="checkbox"/>	1545068	<input type="checkbox"/>

(1) For more details on backrest dimensions, refer to the technical documentation available on our website
 (2) The use of 50 mm extended backrest fixing threaded rods allows the backrest to be adapted to a chair with a seat width greater than 25 mm.




Matrix Elite Max backrest (fixations included)
Backrest depth 80 mm - Max user weight: 227 kg
Supplied with the standard headrest attachment

Back width(1)	Adaptable to seat width chair	Indicative bust width	Back height				
			410 mm		510 mm		
530mm	510mm - 530mm	445mm	1628240	<input type="checkbox"/>	1628241	<input type="checkbox"/>	
560mm	560mm - 590mm	495mm	1628242	<input type="checkbox"/>	1628243	<input type="checkbox"/>	
580mm	580mm - 610mm	520mm	1628244	<input type="checkbox"/>	1628245	<input type="checkbox"/>	
610mm	610mm - 640mm	550mm	1628246	<input type="checkbox"/>	1628247	<input type="checkbox"/>	

(1) For more details on backrest dimensions, refer to the technical documentation available on our website




Matrix Elite TR Max backrest (fixations included)
Backrest depth 75 mm - Max user weight: 227 kg

Back width(1)	Adaptable to seat width chair	Indicative bust width	Back height				
			510 mm				
530mm	510mm - 530mm	445mm	1584160		<input type="checkbox"/>		
560mm	560mm - 580mm	495mm	1584178		<input type="checkbox"/>		
580mm	580mm - 610mm	520mm	1584180		<input type="checkbox"/>		
610mm	610mm - 640mm	550mm	1584182		<input type="checkbox"/>		

(1) For more details on backrest dimensions, refer to the technical documentation available on our website



Matrix Elite Deep Max backrest (fixations included)
Backrest depth 160 mm - Max user weight: 227 kg

Back width(1)	Adaptable to seat width chair	Indicative bust width	Back height				
			510 mm				
530mm	510mm - 530mm	445mm	1584177		<input type="checkbox"/>		
560mm	560mm - 580mm	495mm	1584179		<input type="checkbox"/>		
580mm	580mm - 610mm	520mm	1584181		<input type="checkbox"/>		
610mm	610mm - 640mm	550mm	1583933		<input type="checkbox"/>		

(1) For more details on backrest dimensions, refer to the technical documentation available on our website



Matrix Posture Back Max (fixations included)
Backrest depth 130 mm - Max user weight: 227 kg



Back width(1)	Adaptable to seat width chair	Indicative bust width	Back height			
			410 mm		510 mm	
510mm	510mm - 530mm	445mm	1544538	<input type="checkbox"/>	1544657	<input type="checkbox"/>
560mm	560mm - 590mm	495mm	1544658	<input type="checkbox"/>	1544659	<input type="checkbox"/>
610mm	610mm - 640mm	550mm	1544660	<input type="checkbox"/>	1544661	<input type="checkbox"/>

(1) For more details on backrest dimensions, refer to the technical documentation available on our website



Matrix Posture Back Deep Max Backrest (Includes fixations)
Backrest depth 180 mm - Max user weight: 227 kg



Back width(1)	Adaptable to seat width chair	Indicative bust width	Back height			
			410 mm		510 mm	
510mm	510mm - 530mm	470mm	1543486	<input type="checkbox"/>	1543487	<input type="checkbox"/>
560mm	560mm - 590mm	520mm	1543488	<input type="checkbox"/>	1543489	<input type="checkbox"/>
610mm	610mm - 640mm	570mm	1543490	<input type="checkbox"/>	1543491	<input type="checkbox"/>

(1) For more details on backrest dimensions, refer to the technical documentation available on our website

Step 3: Choose attachments

Quantity		Euros
Matrix Attachments		
Attachments for Matrix MX2 backrests (height, depth, angle and rotation adjustment)		
1629027	Fixed carbon side mounts for MX2 backrest (Per Pair)	218,96 €
1629028	Quick release side mounts for MX2 backrest (Per Pair)	244,55 €
Attachment for Mini Backrests		
1626822	Attachment for Mini backrest (Per Pair)	165,88 €
Matrix Elite E2 backrest mounts (height, depth, angle and rotation adjustment)		
1626822	Mini attachments, quick release, pair (max. weight 136 kg)	165,88 €
1545275	Standard attachments, quick release, the pair (max. weight 136 kg)	165,88 €
1632764	Mini attachments, fixed, the pair (max. weight 136 kg)	218,01 €
1632766	Standard attachments, fixed, the pair (max. weight 227 kg)	218,01 €
1545278	Split attachments, quick release, pair (max. weight 136 kg)	165,88 €
1632765	Mini HD attachments, quick release, pair (max. weight 227 kg)	218,01 €
1544776	Standard HD attachments, quick release, pair (max. weight 227 kg)	376,30 €
1632762	Mounting interface for Mini attachments	123,22 €
1632763	Mounting interface for Standard attachments	123,22 €
Mounts for Matrix Elite and Matrix Posture Back		
1545275	Standard attachment for Elite and Posture Back backrest, the pair (mounting on backrest post diameters 17 to 30 mm)	165,88 €
1545278	Split attachment for Elite and Posture Back backrest, the pair (recommended for mounting on rigid frame wheelchair) (mounting on backrest post diameters 17 to 30 mm)	165,88 €
Attachment for Matrix Posture Back Max and Matrix Posture Back Deep Max		
1544776	Reinforced standard attachment for Max backrest, pair	376,30 €
		
Fixed side attachment for MX2 backrest	Lateral attachment for MX2 backrest	1626822
		
1545275	163276	16327
		
1545278	1632765	1544776

Step 4: Choose the accessories

Quantity		Euros
Matrix Accessories		
Lateral supports for Matrix MAC		
1634628	90 mm lateral support, ambidextrous, width and height adjustable. Unit	142,00 €
1634629	150 mm lateral support, ambidextrous, width and height adjustable. Unit	142,00 €
1634630	230 mm lateral support, ambidextrous, width and height adjustable. Unit	142,00 €
Matrix MX2 Trunk Supports		
1630141	Fixed trunk support for Matrix® MX2 backrest - Size H 140 mm x W 76 mm	127,96 €
Trunk support for Matrix Mini		
1630140	Fixed trunk support for Matrix® Mini backrest - Size H 115 mm x W 76 mm	127,96 €
Matrix Elite E2 Trunk Supports		
1632755	Fixed trunk support, height adjustable, reversible, pair	251,18 €
1544800	Eccentric trunk support, retractable, high left/lower right position - Size L	193,36 €
1544852	Eccentric trunk support, retractable, high right/lower left position - Size L	193,36 €
1544853	Eccentric trunk support, retractable, high left/lower right position - Size M	193,36 €
1544854	Eccentric trunk support, retractable, high right/lower left position - Size M	193,36 €
1544855	Eccentric trunk support, retractable, high left/lower right position - Size S	193,36 €
1544856	Eccentric trunk support, retractable, high right/lower left position - Size S	193,36 €
1544857	Eccentric trunk support, retractable, high left/lower right position - Size XS	193,36 €
1544858	Eccentric trunk support, retractable, high right/lower left position - Size XS	193,36 €
1545684	Laterally retractable left trunk support - Size L	193,36 €
1545685	Laterally retractable straight trunk support - Size L	193,36 €
1545686	Laterally retractable left trunk support - Size M	193,36 €
1545687	Laterally retractable straight trunk support - Size M	193,36 €
1545688	Laterally retractable left trunk support - Size S	193,36 €
1545689	Laterally retractable straight trunk support - Size S	193,36 €
1545690	Laterally retractable left trunk support - Size XS	193,36 €
1545691	Laterally retractable right trunk support - Size XS	193,36 €



Trunk wedges for Matrix Elite backrests - Not compatible with Elite E2 backrests			
1545167		Fixed left trunk support - Size L	127,96 €
1545168		Fixed right trunk support - Size L	127,96 €
1545172		Fixed left trunk support - Size S	127,96 €
1545225		Fixed right trunk support - Size S	127,96 €
1545169		Fixed left trunk support in high or low position - Size L	127,96 €
1545170		Fixed straight trunk support in high or low position - Size L	127,96 €

 Fixed trunk supports Elite E2	 Fixed trunk supports	 Eccentric	 Eccentric	 Standard	 Lateral supports MAC	230 mm 150 mm 90 mm	Dimensions des coussins de cale-tronc (L x h)	
							Taille XS	108 x 82,5 mm
		Taille S	133 x 89 mm					
		Taille M	146 x 95 mm					
		Taille L	165 x 108 mm					

Accessories for Matrix Elite E2 & Elite Deep E2			
1632759		Lumbar wedge	62,56 €
1632760		Abdominal strap, Size M (405 mm - 580 mm x 165 mm)	251,18 €
1632761		Abdominal strap, Size L (505 mm - 810 mm x 175 mm)	251,18 €
1632756		Interface for headrest	31,28 €
1632757		Harness interface for 360 and 380 mm width backrests	99,53 €
1632758		Harness interface for backrests with widths of 410 to 510 mm	99,53 €

Other Accessories			
SP1559963		Harness hardware for Invacare headrest	52,13 €
1580359		Matrix Elite backrest harness support kit	76,78 €
1580358		Matrix Posture Back harness support kit	76,78 €
1544237		Kit including 4 threaded rods for extended fixing (+50 mm) - Supplied with tools Only with Matrix Posture Back	53,08 €
1551799		Flap, size XS (width: 360 mm)	67,30 €
1551800		Flap, size S (width: 380/410 mm)	67,30 €
1551903		Flap, size M (width: 430/460 mm)	67,30 €
1551904		Flap, size L (width: 480/510 mm)	67,30 €

 1632759	 1632760	 1632761	 1632756	 1632757 / 1632758	 Flap
--	--	--	--	--	---

		Elastic and washable protective cover for Matrix Elite E2 & Elite Deep E2	99,53 €
--	--	---	---------

Width \ height	Elite E2		
	410 mm	460 mm	510 mm
410 mm	1632625 <input type="checkbox"/>	1632626 <input type="checkbox"/>	1632627 <input type="checkbox"/>
460 mm	1632628 <input type="checkbox"/>	1632629 <input type="checkbox"/>	1632630 <input type="checkbox"/>
510 mm	1632631 <input type="checkbox"/>	1632632 <input type="checkbox"/>	1632633 <input type="checkbox"/>

	Elite Deep E2		
	410 mm	460 mm	510 mm
1632746 <input type="checkbox"/>	1632747 <input type="checkbox"/>	1632748 <input type="checkbox"/>	
1632749 <input type="checkbox"/>	1632750 <input type="checkbox"/>	1632751 <input type="checkbox"/>	
1632752 <input type="checkbox"/>	1632753 <input type="checkbox"/>	1632754 <input type="checkbox"/>	



SP1559963

