

Rea® Azalea® Base

Please contact Invacare EU Export Customer Services on :-
 Tel : +33 247 626980 ; Email : serviceclient_export@invacare.com
 Or visit our website : www.invacare.eu.com



Rea® Azalea® Base



Description:

- Drum brakes with parking brake.
- Seat tilt with center of gravity maintained: -1°/+23° and backrest: 0°/+30° by pneumatic jacks.
- Height adjustable push handles
- Frame colour: Pearl gray (RAL 0515).
- Weight: from 20 kg
- Maximum user weight: 135 kg
- 2-year warranty period excluding wear parts

Date :

Purchase Order :

Customer Code :




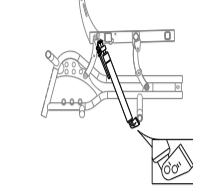
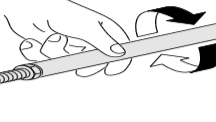
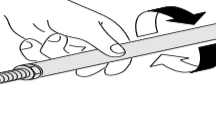
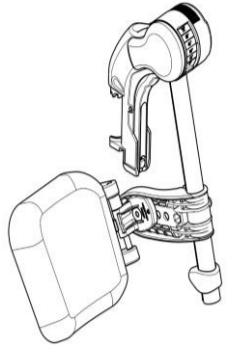


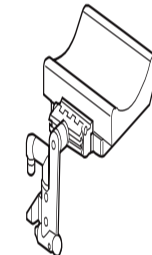

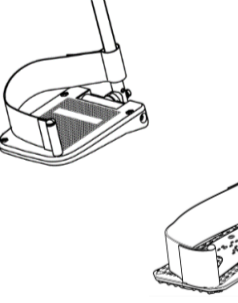
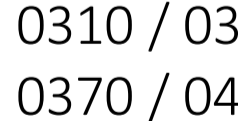
Distributor Stamp:

Please make your selection with a cross in the box

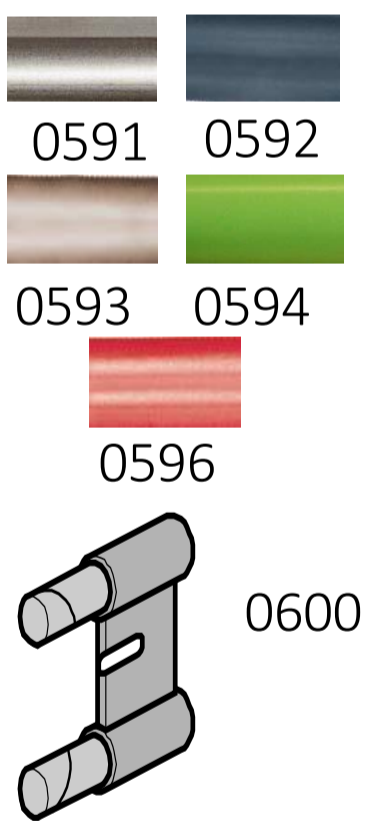
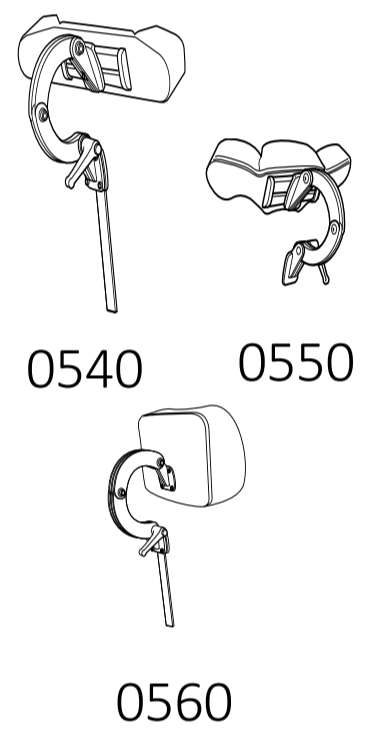
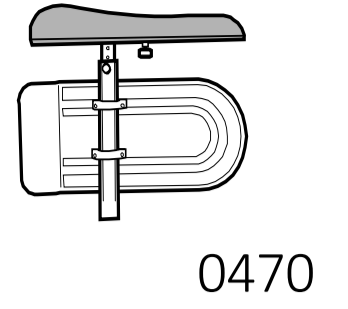
◆ Standard feature


○ Free of charge option

CODE		DESCRIPTION	NC : Non Compatible NC : 9999 = not compatible with the reference 9999	Euros	
BQA0010	<input type="checkbox"/>	Rea® Azalea Base®		1 317,54	
BQA0010	<input type="checkbox"/>	Rea® Azalea Minor Base® (Seat Width 340 mm)	NC : 0120	1 317,54	
PROPULSION TYPE					
BQA0020	<input type="checkbox"/>	TRANSIT: 16" WHEELS WITH HUB BRAKES	NC : 0705, 0715, 0722, 0724, 0790, 0810, 0850, 0863, 0867	◆	
BQA0030	<input type="checkbox"/>	SELF PROPELLED: 24"/ 22" WHEELS WITH USER BRAKES	NC : 0100, 0702, 0726	○	
BQA0040	<input type="checkbox"/>	SELF- AND ASSISTANT PROPELLED: 24" / 22" WHEELS WITH HUB BRAKES	NC : 0100, 0722, 0724	○	
SEAT					
SEAT WIDTH					
BQA0050	<input type="checkbox"/>	340 MM (EXTRA SMALL CHASSIS)	NC : 0120, 0180, 0186, 0600, 0665, 0672, 0675, 0863, 0867, 0900, 0902, 0936, 0938	○	
BQA0060	<input type="checkbox"/>	390 MM (SMALL CHASSIS)	NC : 0110	○	
BQA0070	<input type="checkbox"/>	440 MM (MEDIUM CHASSIS)	NC : 0110	○	
BQA0080	<input type="checkbox"/>	490 MM (LARGE CHASSIS)	NC : 0110	○	
SEAT WIDTH EXTENSION (PRE ADJUSTMENT)					
BQA0090	<input type="checkbox"/>	+ 50mm (+25mm per side)	NC : 0863, 0867	○	
BQA0100	<input type="checkbox"/>	+ 100 mm (+50 mm per side)	Only with 16" rear wheels	○	
SEAT DEPTH					
BQA0110	<input type="checkbox"/>	380-450 MM (ONLY SEAT WIDTH 340)		○	<p>BQA0150</p>
BQA0120	<input type="checkbox"/>	430-500 MM		○	
BQA0130	<input type="checkbox"/>	400 mm	NC : 0180, 0330, 0340, 0390, 0400, 0665, 0672, 0675, 0715, 0936, 0938	○	
BQA0140	<input type="checkbox"/>	450 mm	NC : 0705	◆	
SEAT ANGLE					
BQA0145	<input type="checkbox"/>	OPTIONAL SEAT ANGLE +1 TO +25° (STD -1 TO +23°)		○	

SEAT INTERFACE					
BQA0150	<input type="checkbox"/>	SEAT PLATE STANDARD	235,07		
BQA0155	<input type="checkbox"/>	SEAT PLATE WITH WEDGES (SEAT ANGLE +/- 5°)	283,41		
BQA0170	<input type="checkbox"/>	WITHOUT INTERFACE	◆		
BACKREST					
BACKREST					
BQA0160	<input type="checkbox"/>	ASSISTANT OPERATED GAS PISTON BACKREST RECLINE	◆		
BQA0161	<input type="checkbox"/>	BACKREST REGULATION WITH RIGGING SCREW	○		
BQA0932	<input type="checkbox"/>	TILT LOCK (LOCKING OF PRE-SET ANGLE)	◆		
LEGRESTS / FOOTRESTS					
CENTRAL LEGRESTS TYPE					
BQA0180	<input type="checkbox"/>	CENTRAL LEGREST, INCL CALFPAD AND FOOTREST.	NC : 0186, 0188, 0190, 0200, 0220, 0240, 0250, 0270, 0290, 0300, 0310, 0330, 0340, 0360, 0370, 0390, 0400, 0572	900,47	
LEGRESTS / HANGERS ADJUSTMENT					
BQA0185	<input type="checkbox"/>	LOW POSITION, STANDARD	◆		
BQA0186	<input type="checkbox"/>	HIGH POSITION FOR LONGER LEGS	108,06		
BQA0188	<input type="checkbox"/>	90° HANGER ATTACHMENT	NC : 0200, 0220, 0250, 0270		52,13
LEGRESTS / HANGERS LH TYPE					
BQA0190	<input type="checkbox"/>	HANGER ANGLE ADJUSTABLE LH. WITH KNEE PAD AND CALF SUPPORT	NC : 0300, 0310	100,03	
BQA0200	<input type="checkbox"/>	HANGER FIXED 80 DEG, SWING IN SWING OUT - ALU 2003, LH	NC : 0572	59,72	
BQA0220	<input type="checkbox"/>	LEGREST AMPUTEE - ALU 2008 LH	NC : 0290, 0300, 0310, 0330, 0340, 0572	140,28	
BQA0230	<input type="checkbox"/>	WITHOUT LEGREST, LH	NC : 0290, 0360, 0370, 0390, 0400	◆	
LEGRESTS / HANGERS RH TYPE					
BQA0240	<input type="checkbox"/>	HANGER ANGLE ADJUSTABLE RH. WITH KNEE PAD AND CALF SUPPORT	NC : 0360, 0370	100,03	
BQA0250	<input type="checkbox"/>	HANGER FIXED 80 DEG, SWING IN SWING OUT - ALU 2003, RH	NC : 0572	59,72	
BQA0270	<input type="checkbox"/>	LEGREST AMPUTEE - ALU 2008 RH	NC : 0290, 0360, 0370, 0390, 0400, 0572	140,28	
BQA0280	<input type="checkbox"/>	WITHOUT LEGREST, RH	NC : 0290, 0360, 0370, 0390, 0400	◆	
FOOTRESTS					
FOOTRESTS ONE PIECE					
BQA0290	<input type="checkbox"/>	FOOTREST ONE PIECE DEPTH AND ANGLE ADJUSTABLE, NO WIDTH ADJUSTMENT	NC : 0300, 0310, 0330, 0340, 0360, 0370, 0390, 0400	202,84	
FOOTRESTS LH TYPE					
BQA0300	<input type="checkbox"/>	FOOTREST LOWER PART, FIXED WITH SHORT TUBE AND HEEL STRAP, LH.	NC : 0572	○	
BQA0310	<input type="checkbox"/>	FOOTREST LOWER PART, DEPTH AND ANGLE ADJUSTABLE WITH SHORT TUBE AND HEEL STRAP, LH		○	
BQA0330	<input type="checkbox"/>	FOOTREST LOWER PART, FIXED WITH LONG TUBE AND HEEL STRAP, LH.	NC : 0572	○	
BQA0340	<input type="checkbox"/>	FOOTREST LOWER PART, DEPTH AND ANGLE ADJUSTABLE WITH LONG TUBE AND HEEL STRAP, LH		○	
FOOTRESTS RH TYPE					
BQA0360	<input type="checkbox"/>	FOOTREST LOWER PART, FIXED WITH SHORT TUBE AND HEEL STRAP, RH	NC : 0572	○	
BQA0370	<input type="checkbox"/>	FOOTREST LOWER PART, DEPTH AND ANGLE ADJUSTABLE WITH SHORT TUBE AND HEEL STRAP, RH		○	
BQA0390	<input type="checkbox"/>	FOOTREST LOWER PART, FIXED WITH LONG TUBE AND HEEL STRAP, RH.	NC : 0572	○	
BQA0400	<input type="checkbox"/>	FOOTREST LOWER PART, DEPTH AND ANGLE ADJUSTABLE WITH LONG TUBE AND HEEL STRAP, RH		○	

ARMRESTS (Height adjustable, Autolock attachment included)				
ARMRESTS LH TYPE				
BQA0420	<input type="checkbox"/>	STANDARD PAD, LH	NC : 0903	102,37
BQA0425	<input type="checkbox"/>	CONCAVE GUTTER ADJUSTABLE IN HEIGHT AND DEPTH OVER 70 MM WITHOUT TOOLS (COMPATIBLE WITH SHELF)	NC : 0903	163,03
BQA0440	<input type="checkbox"/>	PADDED, LH	NC : 0520, 0530, 0900, 0902, 0903, 0920, 0930	102,37
BQA0450	<input type="checkbox"/>	HEMIPLEGIC ARMRESTS, LH	NC : 0900, 0902, 0903, 0910, 0915, 0920, 0930	163,03
BQA0460	<input type="checkbox"/>	WITHOUT ARMREST, LH	NC : 0520, 0530, 0900, 0902, 0910, 0915, 0930	◆
ARMRESTS RH TYPE				
BQA0470	<input type="checkbox"/>	STANDARD PAD, RH	NC : 0904	102,37
BQA0475	<input type="checkbox"/>	CONCAVE GUTTER ADJUSTABLE IN HEIGHT AND DEPTH OVER 70 MM WITHOUT TOOLS (COMPATIBLE WITH SHELF)	NC : 0903	163,03
BQA0490	<input type="checkbox"/>	PADDED, RH.	NC : 0520, 0530, 0900, 0902, 0904, 0920, 0930	102,37
BQA0500	<input type="checkbox"/>	HEMIPLEGIC ARMRESTS, RH	NC : 0900, 0902, 0904, 0910, 0915, 0920, 0930	163,03
BQA0510	<input type="checkbox"/>	WITHOUT ARMREST, RH	NC : 0520, 0530, 0900, 0902, 0910, 0915, 0920, 0930	◆
SEATING OPTIONS				
ARMREST OPTIONS				
BQA0520	<input type="checkbox"/>	SIDE SUPPORT COVER		69,19
BQA0530	<input type="checkbox"/>	CUSHION TO SIDE SUPPORT COVER		15,17
BACKREST OPTIONS				
BQA0540	<input type="checkbox"/>	HEADREST, SIDEWISE ADJUSTABLE	NC : 0560, 0565	102,98
BQA0550	<input type="checkbox"/>	HEADREST WITH CHEEK SUPPORT, SIDEWISE ADJUSTABLE	NC : 0545, 0560, 0565	225,59
BQA0545	<input type="checkbox"/>	COVER FOR HEADREST		54,03
BQA0560	<input type="checkbox"/>	NECKREST		102,98
BQA0565	<input type="checkbox"/>	COVER FOR NECKREST		41,71
BQA0570	<input type="checkbox"/>	HANDLES CLINIC KIT FOR HEAD-/NECKREST		29,38
LEGREST OPTIONS				
BQA0572	<input type="checkbox"/>	FOOTPLATES PADDING		101,42
CHASSIS				
CHASSIS COLOUR				
BQA0591	<input type="checkbox"/>	PEARL GREY		◆
BQA0592	<input type="checkbox"/>	AZURITE		○
BQA0593	<input type="checkbox"/>	SAND		○
BQA0594	<input type="checkbox"/>	ELECTRIC GREEN		○
BQA0596	<input type="checkbox"/>	HAPPY RED		○
CHASSIS SAFETY				
BQA0600	<input type="checkbox"/>	CHASSIS EXTENDER, CASTORS 50 MM FORWARD.		87,20
CASTOR ATTACHMENT TYPE				
BQA0610	<input type="checkbox"/>	FIXED		◆
FRONT CASTORS				
BQA0638	<input type="checkbox"/>	5,5"x1.3/4" - 140X45 MEDIUM HARD BLACK		31,28
BQA0645	<input type="checkbox"/>	6"x1.1/4" - 150X30 BLACK MEDIUM HARD		○
BQA0665	<input type="checkbox"/>	8"x1.1/4" - 200X30 BLACK SOLID TYRE		◆
BQA0672	<input type="checkbox"/>	8"x1.1/4" - 200X32 PNEUMATIC BLACK		○
BQA0675	<input type="checkbox"/>	8"x2" - 200X45 BLACK SOLID TYRE		126,07
REAR WHEELS SIZE				
REAR WHEELS SIZE				
BQA0702	<input type="checkbox"/>	16" / 405 MM - FIXED REAR WHEEL ATTACHMENT	NC : 0722, 0724, 0745, 0785, 0790, 0810, 0850, 0863, 0867	◆
BQA0705	<input type="checkbox"/>	22" / 560 MM - QR REAR WHEEL ATTACHMENT		○
BQA0715	<input type="checkbox"/>	24" / 600 MM - QR REAR WHEEL ATTACHMENT		○



REAR WHEELS TYPE				
BQA0722	<input type="checkbox"/>	STANDARD (BLACK HUB, COLORLESS RIM & ZINC PLATTED SPOKES)	NC : 0810	○
BQA0724	<input type="checkbox"/>	REINFORCED (COLORLESS HUB, CLEAR ANODIZED RIM & STAINLESS STEEL SPOKES)		36,02
BQA0726	<input type="checkbox"/>	DRUM BRAKE (22/24" : COLORLESS HUB, CLEAR ANODIZED RIM & STAINLESS STEEL SPOKES / 16" : BLACK PLASTIC HUB & RIM)	NC : 0785	◆
TYRE TYPE				
BQA0745	<input type="checkbox"/>	PNEUMATIC PROFILED BLACK 1" 3/8		○
BQA0775	<input type="checkbox"/>	TYRES SOLID BLACK		◆
BQA0785	<input type="checkbox"/>	PNEUMATIC LOW PROFILE BLACK 1"		○
HANDRIM TYPE				
BQA0790	<input type="checkbox"/>	Aluminium		○
BQA0810	<input type="checkbox"/>	PLASTIC COATED		200,00
WHEEL OPTIONS				
SPOKEGUARD				
BQA0850	<input type="checkbox"/>	FROST		219,91
SAFETY				
BQA0860	<input type="checkbox"/>	USER MANOUVERED TYRE BRAKES		○
BQA0863	<input type="checkbox"/>	ONE ARM BRAKE LH		327,01
BQA0867	<input type="checkbox"/>	ONE ARM BRAKE RH		327,01
OPTIONS				
<i>Think of Bodypoint positioning accessories: belts, harnesses, ankle supports.</i>				
TABLE TRAY				
BQA0900	<input type="checkbox"/>	TABLE TRAY INCL MOUNTING KIT	NC : 0907	72,82
BQA0902	<input type="checkbox"/>	TABLE TRAY INCL MOUNTING KIT, WITH ELBOW PADS	NC : 0907	154,50
BQA0903	<input type="checkbox"/>	HALF TABLE TRAY, CLEAR, FLIP UP, LH (ARMREST WITH STRAIGHT NARROW PAD INCL.)	NC : 0905	72,82
BQA0904	<input type="checkbox"/>	HALF TABLE TRAY, CLEAR, FLIP UP, RH (ARMREST WITH STRAIGHT NARROW PAD INCL.)	NC : 0905	72,82
BQA0910	<input type="checkbox"/>	SWING AWAY TABLE	NC : 0905, 0907	300,47
BQA0915	<input type="checkbox"/>	SWING AWAY TABLE WITH ELBOW PADS	NC : 0905, 0907	250,24
TABLE TRAY CUSHION				
BQA0905	<input type="checkbox"/>	TABLE TRAY CUSHION	NC : 0910, 0915	104,27
BQA0907	<input type="checkbox"/>	PADDING	NC : 0910, 0915	90,05
OTHERS OPTIONS				
BQA0936	<input type="checkbox"/>	MOUNTING BRACKET VIAMOBIL	NC : 0938	453,08
BQA0938	<input type="checkbox"/>	MOUNTING BRACKET VIAMOBIL PLUS		414,25
BQA0920	<input type="checkbox"/>	LOCKING DEVICE FOR TABLE TRAY		59,72
BQA0970	<input type="checkbox"/>	HARNESS ATTACHMENT		78,67
RAMPS				
1440530	<input type="checkbox"/>	Fiberglass Folding Mono Ramp Folded dimensions: 2000 x 230 mm 16.3 kg - maximum capacity: 300 kg		1 787,68
1654128	<input type="checkbox"/>	Basic ramp 2 telescopic parts in aluminum and non-slip coating. Folded dimensions: 1210 x 194 mm. 8.8 kg per pair - maximum capacity: 270 kg		402,84
1654129	<input type="checkbox"/>	Quick2go Compact 3-part aluminum telescopic ramp with non-slip coating Folded dimensions: 870 x 237 mm 13.6 kg per pair - maximum capacity: 260 kg		805,69
1654130	<input type="checkbox"/>	Aluminium folding mono ramp Folded dimensions: 1824 x 714 mm 13.9 kg - maximum capacity: 300 kg		426,54

