

# Invacare® Action<sup>3</sup> NG Light Xtra

Please contact Invacare EU Export Customer Services on :-  
 Tel : +33 247 626980; Email : serviceclient\_export@invacare.com  
 Or visit our website : www.invacare.eu.com



## Invacare® Action<sup>3</sup> NG Light Xtra

Folding aluminium manual wheelchair



**Description:** The over-equipped version of the Action3NG Light including as standard:

- Backrest adjustable in tension 4 straps with bi-material canvas
- Pair of short narrow gutters without rotation
- Matrix Contour ViscoNG seat cushion
- Pair of anti-tip wheels
- Transport kit AND without supplement:
- Tension-adjustable backrest with 7 straps with bi-material canvas
- Rigid anti-hammock base
- 9 chassis colors to choose from / Support belt
- Chair weight: from 13 kg / Maximum user weight: 125 kg
- 2-year warranty period excluding wear parts

Date :

Purchase Order :

Customer Code :

Distributor Stamp:



Invacare Unique Customization Service  
 Please specify the quote or special production number:

Please make your selection with a cross in the box      ◆ Standard feature      ○ Free of charge option

CODE	DESCRIPTION	NC : Non Compatible NC : 9999 = not compatible with the reference 9999	Euros	
CEW0031	<input type="checkbox"/> Invacare® Action <sup>3</sup> NG Light Extra - Fixed Backrest		832,96	
CEW0036	<input type="checkbox"/> Invacare® Action <sup>3</sup> NG Light Extra - Folding Backrest		875,29	
CEW0041	<input type="checkbox"/> Invacare® Action <sup>3</sup> NG Light Extra - Reclining Backrest		875,29	
<b>ALBER</b>				
CEW0070	<input type="checkbox"/> BRACKET FOR TWION / E-MOTION M25 INCLUDING ALBER ANTI-TIPPER	NC : 0310, 0315, 0732, 0832, 1064, 1066, 1073, 1074, 1082, 1170, 1185, 1201, 1280, 1320, 1330, 1345, 1365, 1370, 1375, 1430, 1440	579,15	
CEW0080	<input type="checkbox"/> BRACKET FOR VIAMOBIL V25	NC : 0300, 0310, 0315, 0455, 0460, 0451 à 0469,0461, 0462, 0463, 0464, 0908, 1170, 1201, 1365, 1370, 1375, 1430, 1440	313,74	
CEW0090	<input type="checkbox"/> BRACKET FOR VIAMOBIL ECO V14	NC : 0290, 0300, 0310, 0315, 0461, 0451 à 0469, 0905, 0906, 0907, 0908, 0945, 1185, 1201, 1365, 1370, 1375, 1430, 1440, 1451	414,25	
<b>PROPULSION TYPE</b>				
CEW0100	<input type="checkbox"/> SELF PROPULSION			◆
<b>SEAT</b>				
<b>SEAT WIDTH</b>				
CEW0180	<input type="checkbox"/> 380 mm	NC : 0485, 0486, 0487, 0488, 0545+0595, 0852, 0855, 1481		○
CEW0190	<input type="checkbox"/> 405 mm	NC : 0482, 0486, 0487, 0488, 0545+0595		○
CEW0200	<input type="checkbox"/> 430 mm	NC : 0482, 0483, 0487, 0488, 0853		◆
CEW0210	<input type="checkbox"/> 455 mm	NC : 0482, 0483, 0484, 0488, 0853		○
CEW0220	<input type="checkbox"/> 480 mm	NC : 0482, 0483, 0484, 0485, 0852, 0853, 0854, 1481		○
CEW0230	<input type="checkbox"/> 505 mm	NC : 0482, 0483, 0484, 0485,0486, 0852, 0853, 0854, 0855, 0856		○
On Demand	<input type="checkbox"/> 555 mm - with back tensioner and padded seat cover included - <b>On request only</b> Manufacturing time + 7 days	NC : 0431, 0432, 0330, 0340, 0849 + 0240, 0853 to 0873, 0852, 0945, 1480. If backrest height 510 mm, standard black nylon backrest cover instead of bi-material backrest cover		On Demand
<b>SEAT DEPTH</b>				
CEW0240	<input type="checkbox"/> 400 mm	NC : 0879		◆
CEW0250	<input type="checkbox"/> 450 mm	NC : 0853, 0878		○
CEW0252	<input type="checkbox"/> 400 TO 450 MM ADJUSTABLE SEAT DEPTH	NC : 0330, 0350	30,33	

**WITHOUT SUPPLEMENT !**



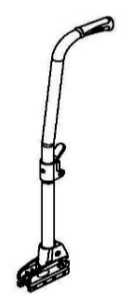
SEAT HEIGHT				
CEW0260	<input type="checkbox"/>	510 mm	NC : 0738, 0739, 0838, 0839, 1035, 1054, 1056 1066	○
CEW0270	<input type="checkbox"/>	485 mm	NC : 1054	◆
CEW0280	<input type="checkbox"/>	460 mm		○
CEW0290	<input type="checkbox"/>	435 mm	NC : 0660/0670/0760/0770 + 24" wheels, 1005, 1010, 1030, 1056	○
CEW0300	<input type="checkbox"/>	410 mm	NC : 24" wheels, 0935, 1005, 1010, 1030, 1056, 1365, 1370, 1440	○
CEW0310	<input type="checkbox"/>	385 mm (only with CES1054 5" front wheels and 22" rear wheels)	NC : 0660, 0670, 0671, 0738, 0739, 0760, 0770, 0838, 0739, 0935, 1035, 1056, 1068, 1280, 1365, 1370, 1440	○
CEW0315	<input type="checkbox"/>	360 mm (only with CES1054 5" front wheels and 20" rear wheels)	NC : 0600, 0620, 0660, 0670, 0671, 0738, 0739, 0760, 0770, 0838, 0839, 0935, 1280, 1035, 1056, 1066, 1068, 1365, 1375, 1440	145,02
SEAT UPHOLSTERY TYPE				
CEW0330	<input type="checkbox"/>	NYLON WITHOUT LOOP BANDS SEAT UPHOLSTERY		◆
CEW0340	<input type="checkbox"/>	NYLON WITH LOOP BANDS SEAT UPHOLSTERY		○
CEW0350	<input type="checkbox"/>	PADDED NYLON SEAT UPHOLSTERY		30,33
BACKREST				
BACKREST TYPE				
CEW0396	<input type="checkbox"/>	FIXED 7° BACKREST - HEIGHT ADJUST 380 TO 460 MM (DELIVERED 380 MM)	NC : 0451 à 0469, 0474, 0477, 0478, 0481, 0905, 0906, 0907, 0908, 0940, 1451	295,73
CEW0410	<input type="checkbox"/>	FIXED 7° BACKREST - 2 HEIGHTS 400/430 MM (DELIV. 430 MM)	NC : 0471, 0477, 0945	◆
CEW0420	<input type="checkbox"/>	FIXED 7° BACKREST - 510 MM HEIGHT	NC : 0471, 0477, 0945	295,73
CEW0431	<input type="checkbox"/>	ANGLE ADJUSTABLE AND FOLD DOWN (-15° to + 15°) FIXED 7°, HEIGHT 350MM / 14" WITH FIXED SHORT PUSHHANDLES	NC : 0471, 0474, 0478, 0481, 0882, 0905, 0906, 0907, 0940, 1280, 1345, 1451	○
CEW0432	<input type="checkbox"/>	ANGLE ADJUSTABLE AND FOLD DOWN (-15° to + 15°) FIXED 7°, HEIGHT 425MM / 17" WITH FIXED LONG PUSHHANDLES	NC : 0471, 0474, 0478, 0481, 0882	○
CEW0435	<input type="checkbox"/>	RECLINING (RATCHET) 0/30° BACKREST INCL. BACKRACE & PASSIVE REAR WHEEL POS. ONLY	NC : 0471, 0477, 0738, 0739, 0940, 0945, 1185, 1190	◆
CEW0445	<input type="checkbox"/>	RECLINING (GAS SPRING) 0/30° BACKREST INCL. BACKRACE & PASSIVE REAR WHEEL POS. ONLY	NC : 0471, 0477, 0738, 0739, 0940, 0945, 1185, 1190	○
CEW0450	<input type="checkbox"/>	RECLINING (GAS SPRING) 0/30° BACKREST INCL. BACKRACE & PASSIVE REAR WHEEL POS. ONLY	NC : 0471, 0477, 0738, 0739, 0940, 0945, 1185, 1190	33,18
CEW0455	<input type="checkbox"/>	FOLDING 7° BACKREST	NC : 0451 to 0454, 0458 to 0467, 0471, 0477, 0945	◆
CEW0460	<input type="checkbox"/>	FOLDING 7° BACKREST	NC : 0451 to 0454, 0458 to 0467, 0471, 0477, 0945	33,18
MATRX BACK (LOSS OF APPROX 20 MM SEAT DEPTH WITH RECLINING GAS SPRING BACKREST)				
CEW0451	<input type="checkbox"/>	MATRX ELITE E2 BACK WITH HARDWARE - 160 MM BACK HEIGHT - CURVED 80 MM - MINI FASTENERS	NC : 0471, 0474, 0477, 0478, 0481, 0882, 0940, 0945, 1481	717,54
CEW0452	<input type="checkbox"/>	MATRX ELITE E2 BACK WITH HARDWARE - 210 MM BACK HEIGHT - CURVED 80 MM - MINI FASTENERS	NC : 0471, 0474, 0477, 0478, 0481, 0882, 0940, 0945, 1481	717,54
CEW0453	<input type="checkbox"/>	MATRX ELITE E2 BACK WITH HARDWARE - 260 MM BACK HEIGHT - CURVED 80 MM - MINI FASTENERS	NC : 0471, 0474, 0477, 0478, 0481, 0882, 0940, 0945, 1481	717,54
CEW0454	<input type="checkbox"/>	MATRX ELITE E2 BACK WITH HARDWARE - 310 MM BACK HEIGHT - CURVED 80 MM - MINI FASTENERS	NC : 0471, 0474, 0477, 0478, 0481, 0882, 0940, 0945, 1481	717,54
CEW0456	<input type="checkbox"/>	MATRX ELITE E2 BACK WITH HARDWARE - 360 MM BACK HEIGHT - CURVED 80 MM - MINI FASTENERS	NC : 0471, 0474, 0477, 0478, 0481, 0882, 0940, 0945, 1481	717,54
CEW0461	<input type="checkbox"/>	MATRX ELITE E2 BACK WITH HARDWARE - 410 MM BACK HEIGHT - CURVED 80 MM - MINI FASTENERS	NC : 0471, 0474, 0477, 0478, 0481, 0882, 0940, 0945, 1481	717,54
CEW0462	<input type="checkbox"/>	MATRX ELITE E2 BACK WITH HARDWARE - 460 MM BACK HEIGHT - CURVED 80 MM - STANDARD FASTENERS	NC : 0471, 0474, 0477, 0478, 0481, 0882, 0940, 0945, 1481	717,54
CEW0457	<input type="checkbox"/>	MATRX ELITE E2 BACK WITH HARDWARE - 510 MM BACK HEIGHT - CURVED 80 MM - STANDARD FASTENERS	NC : 0471, 0474, 0477, 0478, 0481, 0882, 0940, 0945, 1481	717,54
CEW0458	<input type="checkbox"/>	MATRX ELITE DEEP E2 BACK WITH HARDWARE - 160 MM BACK HEIGHT - CURVED 160 MM - MINI FASTENERS	NC : 0471, 0474, 0477, 0478, 0481, 0882, 0940, 0945, 1481	717,54
CEW0459	<input type="checkbox"/>	MATRX ELITE DEEP E2 BACK WITH HARDWARE - 210 MM BACK HEIGHT - CURVED 160 MM - MINI FASTENERS	NC : 0471, 0474, 0477, 0478, 0481, 0882, 0940, 0945, 1481	717,54
CEW0466	<input type="checkbox"/>	MATRX ELITE DEEP E2 BACK WITH HARDWARE - 260 MM BACK HEIGHT - CURVED 160 MM - MINI FASTENERS	NC : 0471, 0474, 0477, 0478, 0481, 0882, 0940, 0945, 1481	717,54
CEW0467	<input type="checkbox"/>	MATRX ELITE DEEP E2 BACK WITH HARDWARE - 310 MM BACK HEIGHT - CURVED 160 MM - MINI FASTENERS	NC : 0471, 0474, 0477, 0478, 0481, 0882, 0940, 0945, 1481	717,54



0396



0435


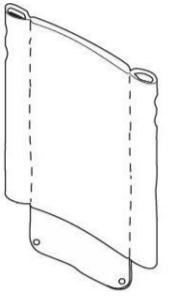
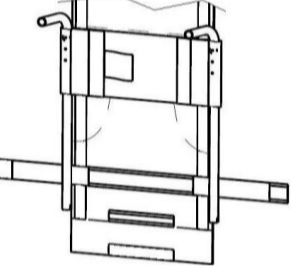
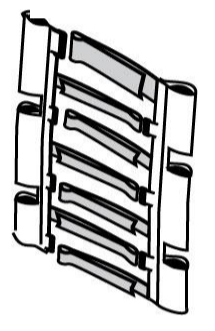

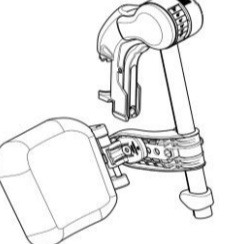


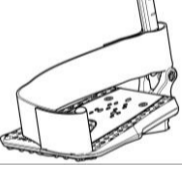
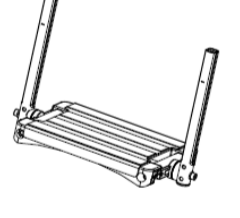


0455 / 0460






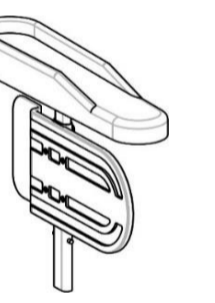
**Matrx Elite E2 / Elite Deep E2**



CEW0468	<input type="checkbox"/>	MATRX ELITE DEEP E2 BACK WITH HARDWARE - 360 MM BACK HEIGHT - CURVED 160 MM - MINI FASTENERS	NC : 0471, 0474, 0477, 0478, 0481, 0882, 0940, 0945, 1481	717,54	Fixation standard 
CEW0463	<input type="checkbox"/>	MATRX ELITE DEEP E2 BACK WITH HARDWARE - 410 MM BACK HEIGHT - CURVED 160 MM - MINI FASTENERS	NC : 0471, 0474, 0477, 0478, 0481, 0882, 0940, 0945, 1481	717,54	
CEW0464	<input type="checkbox"/>	MATRX ELITE DEEP E2 BACK WITH HARDWARE - 460 MM BACK HEIGHT - CURVED 160 MM - STANDARD FASTENERS	NC : 0471, 0474, 0477, 0478, 0481, 0882, 0940, 0945, 1481	717,54	
CEW0469	<input type="checkbox"/>	MATRX ELITE DEEP E2 BACK WITH HARDWARE - 510 MM BACK HEIGHT - CURVED 160 MM - STANDARD FASTENERS	NC : 0471, 0474, 0477, 0478, 0481, 0882, 0940, 0945, 1481	717,54	
<b>MATRX BACKRESTS WIDTH CHOICE - SEE TABLE AT END</b>					
CEW0482	<input type="checkbox"/>	360 MM - INDICATIVE BUST WIDTH : 265 MM	NC : 1481	○	
CEW0483	<input type="checkbox"/>	380 MM - INDICATIVE BUST WIDTH : 290 MM	NC : 1481	○	
CEW0484	<input type="checkbox"/>	410 MM - INDICATIVE BUST WIDTH : 315 MM	NC : 1481	○	
CEW0485	<input type="checkbox"/>	430 MM - INDICATIVE BUST WIDTH : 340 MM	NC : 1481	○	
CEW0486	<input type="checkbox"/>	460 MM - INDICATIVE BUST WIDTH : 370 MM	NC : 1481	○	
CEW0487	<input type="checkbox"/>	480 MM - INDICATIVE BUST WIDTH : 390 MM	NC : 1481	○	
CEW0488	<input type="checkbox"/>	510 MM - INDICATIVE BUST WIDTH : 420 MM	NC : 1481	○	
<b>BACKREST UPHOLSTERY TYPE</b>					
CEW0471	<input type="checkbox"/>	STANDARD NYLON SLING TYPE (JEMIMA)	NC : 0882, 0905, 0906, 0907	○	 0471  0474  0481
CEW0474	<input type="checkbox"/>	LUMBAR SUPPORT (+1 STRAP) BI MATERIAL PADDED COVER INCL. BACK POCKET		○	
CEW0477	<input type="checkbox"/>	CONTOUR ADJUSTABLE (3+1 STRAPS) BI MATERIAL PADDED COVER INCL. BACK POCKET		○	
CEW0478	<input type="checkbox"/>	CONTOUR ADJUSTABLE (3+1 STRAPS) BI MATERIAL PADDED COVER INCL. BACK POCKET	NC : 0940, 0945	◆	
CEW0481	<input type="checkbox"/>	CONTOUR ADJUSTABLE (7+1 STRAPS) BI MATERIAL PADDED COVER INCL. BACK POCKET	NC : 0940, 0945	○	
<b>HANGERS/FOOTPLATES</b>					
<b>HANGERS RH TYPE</b>					
CEW0510	<input type="checkbox"/>	80° STRAIGHT RH SWING IN/SWING OUT HANGER		◆	 0510 / 0560  0520 / 0570  0545 / 0595  0610 / 0630  0610 / 0630  0611
CEW0520	<input type="checkbox"/>	ELEVATING LEGREST (0° TO 75°) RH SWING IN/SWING OUT HANGER (INCLUDING CALFPAD)	NC : 0611, 0930, 0935, 0936	73,82	
CEW0545	<input type="checkbox"/>	AMPUTEE LEGREST RH	NC : 0600, 0610, 0611, 0930, 0936	140,28	
<b>HANGERS LH TYPE</b>					
CEW0560	<input type="checkbox"/>	80° STRAIGHT LH SWING IN/SWING OUT HANGER		◆	
CEW0570	<input type="checkbox"/>	ELEVATING LEGREST (0° TO 75°) LH SWING IN/SWING OUT HANGER (INCLUDING CALFPAD)	NC : 0611, 0930, 0935, 0936	73,82	
CEW0595	<input type="checkbox"/>	AMPUTEE LEGREST LH	NC : 0611, 0620, 0630, 0930, 0936	140,28	
<b>FOOTPLATES RH TYPE</b>					
CEW0600	<input type="checkbox"/>	FLIP UP RH FOOTPLATE - (INCLUDING HEEL STRAP)	NC : 0931	◆	
CEW0610	<input type="checkbox"/>	FLIP UP DEPTH & ANGLE AJUSTABLE RH FOOTPLATE - (INCLUDING HEEL STRAP)		26,43	
CEW0611	<input type="checkbox"/>	FLIP UP ONE PIECE FOOTPLATE - DEPTH & ANGLE ADJUSTABLE	NC : 0620, 0630, 0935, 0936	234,12	
<b>FOOTPLATES LH TYPE</b>					
CEW0620	<input type="checkbox"/>	FLIP UP LH FOOTPLATE - (INCLUDING HEEL STRAP)		◆	
CEW0630	<input type="checkbox"/>	FLIP UP DEPTH & ANGLE AJUSTABLE LH FOOTPLATE - (INCLUDING HEEL STRAP)		26,43	



**ARMRESTS**
**ARMRESTS RH FORM IN BLACK COLOR**

CEW0640	<input type="checkbox"/>	REMOVABLE RH (N°1) AUTOLOCK SAFETY DEVICE INCLUDED - DESK	NC : 0760, 0770, 0772, 0775, 0780, 0790, 0795, 0796, 0797, 0798, 0838, 0839, 1480, 1481, 1483	○	
CEW0650	<input type="checkbox"/>	REMOVABLE RH (N°1) AUTOLOCK SAFETY DEVICE INCLUDED - FULL LENGTH	NC : 0760, 0770, 0772, 0775, 0780, 0790, 0795, 0796, 0797, 0798, 0838, 0839, 1481	24,64	0640 / 0740
CEW0656	<input type="checkbox"/>	Removable and continuously height adjustable from 200 mm to 280 mm - short narrow armrest (330 mm) without rotation	NC : 0760, 0770, 0772, 0775, 0780, 0790, 0795, 0796, 0797, 0798, 0838, 0839, 1480, 1481, 1483	◆	
CEW0660	<input type="checkbox"/>	REMOVABLE RH (N°1) "RIO" Special Only For Denmark AUTOLOCK SAFETY DEVICE INCLUDED -	NC : 0740, 0750, 0772, 0775, 0780, 0790, 0795, 0796, 0797, 0798, 0838, 0839, 1480, 1481, 1483	○	0656 / 0756
CEW0670	<input type="checkbox"/>	SWING AWAY DETACHABLE RH (N°2) - FULL LENGTH	NC : 0740, 0750, 0772, 0775, 0780, 0790, 0795, 0797, 0796, 0798, 0838, 0839, 1481	24,64	
CEW0672	<input type="checkbox"/>	FOLDABLE AND REMOVABLE, HEIGHT ADJUSTABLE FROM 170 TO 295 MM - SHORT (330 MM) NON-ROTATING NARROW CHANNEL WITH CLOTHES GUARD AND ERGONOMIC SUPPORT HANDLE	NC : 0740, 0750, 0756, 0772, 0780, 0790, 0795, 0796, 0798, 0838, 0839, 1480, 1483	○	0660 / 0760
CEW0675	<input type="checkbox"/>	REMOVABLE, HEIGHT-ADJUSTABLE FROM 170 TO 295 MM - LONG NARROW CHANNEL (430 MM) WITHOUT ROTATION, DEPTH-ADJUSTABLE WITHOUT THE USE OF TOOLS, CLOTHES GUARD AND ERGONOMIC SUPPORT HANDLE	NC : 0740, 0750, 0760, 0770, 0795, 0796, 0797, 0798, 0838, 0839, 1480, 1481, 1843	○	
CEW0680	<input type="checkbox"/>	SWING AWAY DETACHABLE RH (N°3) - DESK	NC : 0740, 0750, 0760, 0770, 0795, 0796, 0797, 0798, 0838, 0839, 1480, 1481, 1483	117,54	0672 / 0772
CEW0690	<input type="checkbox"/>	SWING AWAY DETACHABLE RH (N°3) - FULL LENGTH	NC : 0740, 0750, 0760, 0770, 0795, 0796, 0797, 0798, 0838, 0839, 1481, 1483	140,28	
CEW0695	<input type="checkbox"/>	REMOVABLE RH (N°4) AUTOLOCK SAFETY DEVICE INCLUDED - DESK	NC : 0740, 0750, 0760, 0770, 0772, 0775, 0780, 0790, 0838, 0839, 1185, 1480, 1483	117,54	0675 / 0775
CEW0696	<input type="checkbox"/>	REMOVABLE RH (N°4) AUTOLOCK SAFETY DEVICE INCLUDED - FULL LENGTH	NC : 0740, 0750, 0760, 0770, 0772, 0775, 0780, 0790, 0838, 0839, 1185, 1483	140,28	
CEW0697	<input type="checkbox"/>	REMOVABLE AND ADJUSTABLE IN HEIGHT AND DEPTH -LONG NARROW GUTTER (430 MM) WITHOUT ROTATION ADJUSTABLE IN DEPTH WITHOUT TOOLS	NC : 0740, 0750, 0756, 0760, 0770, 0772, 0775, 0780, 0790, 0838, 0839, 1185, 1480, 1483	○	0680 / 0780
CEW0698	<input type="checkbox"/>	REMOVABLE AND HEIGHT ADJUSTABLE - SHORT NARROW GUTTER (330 MM) WITHOUT ROTATION	NC : 0740, 0750, 0760, 0770, 0772, 0775, 0780, 0790, 0838, 0839, 1480, 1481, 1483	○	
CEW0732	<input type="checkbox"/>	REMOVABLE RH (N°4) AUTOLOCK SAFETY DEVICE INCLUDED - ARMPAD HEMI BLACK PU TR26	NC : 0838, 0839, 1185, 1480, 1481, 1483	○	0695 / 0795
CEW0738	<input type="checkbox"/>	REMOVABLE MUDGUARD RH (N°6) (CUSHION IS RECOMMENDED FOR SEAT HEIGHT 410 & 435 MM) -	NC : 0740, 0750, 0760, 0770, 0775, 0780, 0790, 0795, 0796, 0797, 0798, 0832, 0839, 1064, 1066, 1200, 1201, 1480, 1481, 1483	○	
CEW0739	<input type="checkbox"/>	TUBULAR ARMREST RH, SWING AWAY PADDED TUBE WITH REMOVABLE MUDGUARD RH (N°6) (CUSHION IS RECOMMENDED FOR SEAT HEIGHT 410 & 435 MM) -	NC : 0740, 0750, 0760, 0770, 0772, 0775, 0780, 0790, 0795, 0797, 0796, 0798, 0832, 0838, 1064, 1066, 1200, 1201, 1345, 1430, 1365, 1480, 1481, 1483	129,86	0732 / 0832

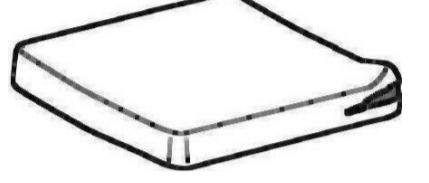
**ARMRESTS LH FORM IN BLACK COLOR**

CEW0740	<input type="checkbox"/>	REMOVABLE LH (N°1) AUTOLOCK SAFETY DEVICE INCLUDED - DESK	NC : 1480, 1481, 1484	○	
CEW0750	<input type="checkbox"/>	REMOVABLE LH (N°1) AUTOLOCK SAFETY DEVICE INCLUDED - FULL LENGTH	NC : 1481	24,64	0732 / 0832
CEW0756	<input type="checkbox"/>	REMOVABLE AND CONTINUOUSLY HEIGHT ADJUSTABLE FROM 200 MM TO 280 MM - SHORT NARROW ARMREST (330 MM) WITHOUT ROTATION	NC : 1480, 1481, 1484	◆	
CEW0760	<input type="checkbox"/>	SWING AWAY DETACHABLE LH (N°2) - DESK	NC : 1480, 1481, 1484	○	0738 / 0838
CEW0770	<input type="checkbox"/>	SWING AWAY DETACHABLE LH (N°2) - FULL LENGTH	NC : 1481	24,64	
CEW0772	<input type="checkbox"/>	FOLDABLE AND REMOVABLE, HEIGHT ADJUSTABLE FROM 170 TO 295 MM - SHORT (330 MM) NON-ROTATING NARROW CHANNEL WITH CLOTHES GUARD AND ERGONOMIC SUPPORT HANDLE	NC : 1480, 1481, 1484	○	0698 / 0798
CEW0775	<input type="checkbox"/>	REMOVABLE, HEIGHT-ADJUSTABLE FROM 170 TO 295 MM - LONG NARROW CHANNEL (430 MM) WITHOUT ROTATION, DEPTH-ADJUSTABLE WITHOUT THE USE OF TOOLS, CLOTHES GUARD AND ERGONOMIC SUPPORT HANDLE	NC : 1480, 1484	○	




CEW0780	<input type="checkbox"/>	SWING AWAY DETACHABLE LH (N°3) - DESK	NC : 1480, 1481, 1484	117,54	
CEW0790	<input type="checkbox"/>	SWING AWAY DETACHABLE LH (N°3) - FULL LENGTH	NC : 1481, 1484	140,28	
CEW0795	<input type="checkbox"/>	REMOVABLE LH (N°4) AUTOLOCK SAFETY DEVICE INCLUDED - DESK	NC : 1185, 1480, 1484	117,54	
CEW0796	<input type="checkbox"/>	REMOVABLE LH (N°4) AUTOLOCK SAFETY DEVICE INCLUDED - FULL LENGTH	NC : 1185, 1484	140,28	
CEW0797	<input type="checkbox"/>	REMOVABLE AND ADJUSTABLE IN HEIGHT AND DEPTH -LONG NARROW GUTTER (430 MM) WITHOUT ROTATION ADJUSTABLE IN DEPTH WITHOUT TOOLS	NC : 1185, 1480, 1484	○	
CEW0798	<input type="checkbox"/>	REMOVABLE AND HEIGHT ADJUSTABLE - SHORT NARROW GUTTER (330 MM) WITHOUT ROTATION	NC : 1185, 1480, 1481, 1484	○	
CEW0832	<input type="checkbox"/>	REMOVABLE LH (N°4) AUTOLOCK SAFETY DEVICE INCLUDED - ARMPAD HEMI BLACK PU TR26	NC : 1185, 1480, 1481, 1484	○	
CEW0838	<input type="checkbox"/>	REMOVABLE MUDGUARD LH (N°6) (CUSHION IS RECOMMENDED FOR SEAT HEIGHT 410 & 435 MM) -	NC : 1064, 1066, 1200, 1201, 1481, 1484	60,66	
CEW0839	<input type="checkbox"/>	TUBULAR ARMREST LH, SWING AWAY PADDED TUBE WITH REMOVABLE MUDGUARD LH (N°6) (CUSHION IS RECOMMENDED FOR SEAT HEIGHT 410 & 435 MM)	NC : 1064, 1066, 1200, 1201, 1345, 1365, 1430, 1480, 1481, 1484	129,86	


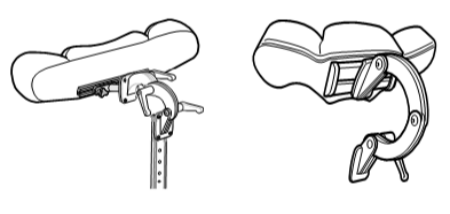


### SEAT CUSHION TYPE

Cushion					
CEW0849	<input type="checkbox"/>	BASIC 60 MM FOAM CUSHION - NYLON & ANTI-SLIP COVER	NC : 0853, 0854, 0855, 0856, 0871, 0873	-43,70	
CEW0853	<input type="checkbox"/>	CLASSIC VISCO CUSHION 375X 400 MM -	NC : 0871, 0873, 0878, 0879	○	0849
CEW0854	<input type="checkbox"/>	CLASSIC VISCO CUSHION 405 X 400 MM -	NC : 0871, 0873, 0878, 0879	-11,37	
CEW0855	<input type="checkbox"/>	CLASSIC VISCO CUSHION 430 X 430 MM -	NC : 0871, 0873, 0878, 0879	-11,37	0853 / 0854 0855 / 0856
CEW0856	<input type="checkbox"/>	CLASSIC VISCO CUSHION 455 X 400 MM -	NC : 0871, 0873, 0878, 0879	○	
CEW0871	<input type="checkbox"/>	MATRX CONTOUR NG VISCO CUSHION	NC : 0873	◆	0871
CEW0873	<input type="checkbox"/>	MATRX FLO-TECH IMAGE CUSHION		246,45	




### SEAT CUSHION DEPTH

CEW0878	<input type="checkbox"/>	FOR 400 MM SEAT DEPTH		○	
CEW0879	<input type="checkbox"/>	FOR 450 MM SEAT DEPTH		○	

### OTHER SEATING OPTIONS

CEW0852	<input type="checkbox"/>	SEAT RIGIDIZER	(Mandatory: Choose a seat cushion)	○	0882
CEW0882	<input type="checkbox"/>	LATERAL POSITIONING PADS (PAIR)		237,91	
CEW0905	<input type="checkbox"/>	NECKREST BLACK PU TR26 (INCLUDING BACKBRACE EXCEPT FOR LAGUNA)	NC : 0906, 0907, 0908, 0940, 0945	60,10	0905
CEW0906	<input type="checkbox"/>	HEADREST BLACK PU TR26 (INCLUDING BACKBRACE EXCEPT FOR LAGUNA)	NC : 0907, 0908, 0940, 0945	199,05	
CEW0907	<input type="checkbox"/>	HEADREST WITH CHEEK SUPPORT BLACK PU TR26 (INCLUDING BACKBRACE EXCEPT FOR LAGUNA) -	NC : 0908, 0940, 0945	217,06	0906 0907
CEW0908	<input type="checkbox"/>	MATRX SOFT PAD HEADREST (SOFT PAD 250MM) WITH FIXED HARDWARE		441,71	
CEW0930	<input type="checkbox"/>	ADJUSTABLE CALF STRAP		10,43	0908
CEW0935	<input type="checkbox"/>	LONGER FOOTREST TUBE (UL= 450-530 MM)	NC : 0936	17,06	
CEW0936	<input type="checkbox"/>	SHORTER FOOTREST SUPPORT (PAIR) (UL= 230-430 MM)		79,62	
CEW0940	<input type="checkbox"/>	BACKBRACE	NC : 0945	47,39	
CEW0945	<input type="checkbox"/>	FOLDABLE BACKBRACE	NC : 1451	105,21	0945





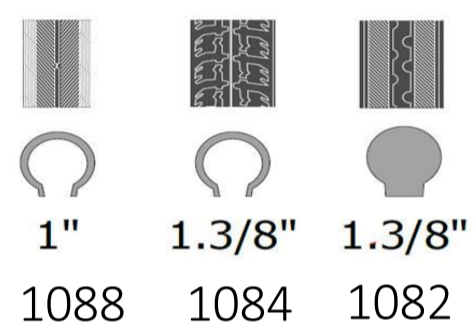



### COLOURS

CEW0961	<input type="checkbox"/>	SLATE GREY (RAL7024 FINE TEXTURE)		○	
CEW0964	<input type="checkbox"/>	PEARL WHITE		○	
CEW0965	<input type="checkbox"/>	ELECTRIC GREEN		○	0961 / 0964 / 0965 / 0966
CEW0966	<input type="checkbox"/>	MATT BLACK		○	
CEW0969	<input type="checkbox"/>	RED MATT		○	
CEW0972	<input type="checkbox"/>	WATER BLUE		○	0974 / 0976 / 0969 / 0980
CEW0974	<input type="checkbox"/>	NAVY BLUE		○	
CEW0976	<input type="checkbox"/>	DARK PURPLE		○	
CEW0980	<input type="checkbox"/>	ANTHRACITE BLACK		○	0972
CEW0991	<input type="checkbox"/>	SPECIAL COLOUR		On Request	

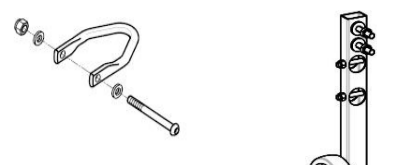

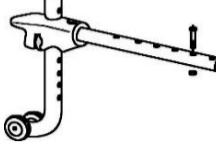


### CASTER HOUSING TYPE

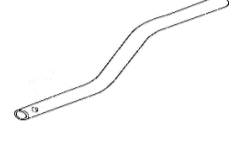
CEW0996	<input type="checkbox"/>	LIGHT WEIGHT		◆	
---------	--------------------------	--------------	--	---	--

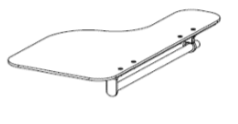



FRONT WHEELS					
CEW1005	<input type="checkbox"/>	200 X 32 MM (8" X 1.1/4") - BLACK PNEUMATIC TYRE		○	 1010 1050
CEW1010	<input type="checkbox"/>	200 X 30 MM (8" X 1.1/4") - BLACK SOLID TYRE		○	
CEW1030	<input type="checkbox"/>	200 X 45 MM (8" X 2") - BLACK SOLID TYRE		○	
CEW1035	<input type="checkbox"/>	150 X 30 MM (6" X 1.1/4") - BLACK SOLID TYRE MEDIUM HARD		○	
CEW1050	<input type="checkbox"/>	150 X 30 MM (6" X 1.1/4") - BLACK SOLID TYRE		◆	
CEW1054	<input type="checkbox"/>	125 X 30 MM (5" X 1") - BLACK SOLID TYRE		○	
CEW1056	<input type="checkbox"/>	140 X 40 MM (5" 1/2 X 1" 3/4) - BLACK SOLID TYRE MEDIUM HARD		○	
REAR WHEELS					
REAR WHEEL SIZE					
CEW1064	<input type="checkbox"/>	20" - 515 mm	NC : 1071, 1073, 1074, 1076, 1088, 1092 1170, 1260, 1280	○	 Standard
CEW1066	<input type="checkbox"/>	22" - 560 mm	NC : 1074, 1092, 1260	○	
CEW1068	<input type="checkbox"/>	24" - 600 mm	NC : 1261	◆	
REAR WHEEL TYPE					
CEW1071	<input type="checkbox"/>	STANDARD ( BLACK HUB, COLORLESS RIM & ZINC PLATTED SPOKES )	NC : 1092, 1140, 1280	○	 Composite
CEW1072	<input type="checkbox"/>	REINFORCED (COLORLESS HUB, CLEAR ANODIZED RIM & STAINLESS STEEL SPOKES)	NC : 1092, 1280	○	
CEW1073	<input type="checkbox"/>	DRUM BRAKE (20/22/24" : COLORLESS HUB, CLEAR ANODIZED RIM & STAINLESS STEEL SPOKES / 12" : BLACK PLASTIC HUB & RIM)	NC : 1092, 1270, 1275, 1320, 1330	○	 Active
CEW1074	<input type="checkbox"/>	COMPOSITE (BLACK PLASTIC HUB & RIM)	NC : 1088, 1092, 1260, 1261, 1280	○	
CEW1076	<input type="checkbox"/>	LIGHTWEIGHT ( BLACK HUB & RIM, 24 BLACK RADIAL SPOKES)	NC : 1170, 1201, 1230, 1260, 1261, 1280	◆	
TYRE TYPE					
CEW1082	<input type="checkbox"/>	TYRES SOLID BLACK 35 MM (1"3/8)		◆	 1" 1.3/8" 1.3/8" 1088 1084 1082
CEW1084	<input type="checkbox"/>	PNEUMATIC PROFILED BLACK 35 MM (1"3/8)		○	
CEW1088	<input type="checkbox"/>	PNEUMATIC LOW PROFILE BLACK 25 MM (1")		○	
CEW1092	<input type="checkbox"/>	PNEUMATIC MAXXIS ALPHA PROTECT 25 MM (1")		83,41	
HANDRIM TYPE					
CEW1140	<input type="checkbox"/>	ALUMINIUM PRE-ANODIZED HANDRIM		◆	 1092
CEW1150	<input type="checkbox"/>	HANDRIM COATED IN BLACK ANTI-SLIP PLASTIC		127,01	
REAR WHEELS AXLE TYPE					
CEW1170	<input type="checkbox"/>	FIXED AXLE	NC : 1185, 1280, 1365	○	
CEW1180	<input type="checkbox"/>	QUICK RELEASE AXLE		◆	
REAR WHEELS POSITION					
CEW1185	<input type="checkbox"/>	ACTIVE REAR WHEELS POSITION - 37,5MM FRONTWARDS/BACKREST CANE AXLE (with Active Rear Wheel Support)	NC : 1320, 1330, 1345, 1365	148,82	
CEW1190	<input type="checkbox"/>	STANDARD REAR WHEELS POSITION - 25MM FRONTWARDS/BACKREST CANE AXLE (12,5MM with Active Rear Wheel Support and Seat Depth 500MM)		◆	
CEW1200	<input type="checkbox"/>	PASSIVE REAR WHEELS POSITION - 25MM BACKWARDS/BACKREST CANE AXLE (12,5MM with Active Rear Wheel Support and Seat Depth 500MM)		○	
CEW1201	<input type="checkbox"/>	DUAL AMPUTEE REAR WHEELS POSITIONS - TRANSIT=75MM BACKWARDS/BACKREST CANE AXLE, ADJUSTABLE TO 50MM BY THE DEALER & SELF PROP=60MM BACKWARDS/BACKREST CANE AXLE, ADJUSTABLE TO 85MM BY THE DEALER	NC : 1275, 1280, 1320, 1330, 1365	148,82	
PUMP					
CEW1230	<input type="checkbox"/>	PUMP AND SUPPORT		10,43	
CHASSIS OPTIONS TYPE					
CEW1241	<input type="checkbox"/>	FRONT WHEELS EXTENSION (+ 50 MM OUTWARD)		○	 1241
CEW1260	<input type="checkbox"/>	SPOKE GUARDS PAIR 600 MM (24") BLACK	NC : 1261	165,88	
CEW1261	<input type="checkbox"/>	SPOKE GUARDS PAIR CLEAR		165,88	
BRAKES TYPE					
CEW1270	<input type="checkbox"/>	PUSH TO LOCK BRAKES		◆	 1270
CEW1275	<input type="checkbox"/>	PULL TO LOCK BRAKES		○	
CEW1280	<input type="checkbox"/>	ATTENDANT HUB BRAKES (INCLUDING PUSH TO LOCK BRAKES)		178,20	
CEW1320	<input type="checkbox"/>	OAD WIRE CONTROLLED BRAKE RH	NC : 1390	94,79	
CEW1330	<input type="checkbox"/>	OAD WIRE CONTROLLED BRAKE LH	NC : 1390	94,79	



SAFETY OPTIONS TYPE							
CEW1345	<input type="checkbox"/>	TRANSPORTATION BRACKETS			◆		
CEW1360	<input type="checkbox"/>	POSTURE BELT - PLASTIC BUCKLE	NC : 1361, 1362, 1363, 1364		○		
CEW1361	<input type="checkbox"/>	HIP BELT, 2-PT, CTR-PULL, PB - M X 460MM PADS, FLAT-MOUNT	NC : 1362, 1363, 1364	199,05		1345	1365
CEW1362	<input type="checkbox"/>	HIP BELT, 2-PT, CTR-PULL, PB - L X 620MM PADS, FLAT-MOUNT	NC : 1363, 1364	206,64			
CEW1363	<input type="checkbox"/>	HIP BELT, 4-PT, CTR-PULL, PB - M X 460MM PADS, FLAT-MOUNT	NC : 1364	234,12		1370	1375
CEW1364	<input type="checkbox"/>	HIP BELT, 4-PT, CTR-PULL, PB - L X 620MM PADS, FLAT-MOUNT		241,71			
CEW1365	<input type="checkbox"/>	TRANSFER KIT (100 MM (4") WHEELS) - ANTI-BARRIER		77,73			1361 / 1362
CEW1370	<input type="checkbox"/>	REAR ANTI-TIPPERS PAIR	NC : 1375, 1440		◆		
CEW1375	<input type="checkbox"/>	REAR ANTI-TIPPERS PAIR WITH TIPPING AID - (REA TYPE)	NC : 1440	125,12			
CEW1380	<input type="checkbox"/>	REFLECTORS KIT		38,86			
CEW1390	<input type="checkbox"/>	BRAKE EXTENSION PAIR		10,43			1363 / 1364





OPTIONS							
CEW1430	<input type="checkbox"/>	CANE HOLDER		49,29			
CEW1440	<input type="checkbox"/>	TIPPING AID RH		56,87			
CEW1451	<input type="checkbox"/>	DRIP STAND SUPPORT WITH DRIPSTAND (WITH BACKBRACE 0940 ONLY)		101,42			1440

OTHERS OPTIONS							
CEW1480	<input type="checkbox"/>	ACRYLIC TRAY	NC : 1481, 1482, 1483, 1484, 1485	72,83			
CEW1481	<input type="checkbox"/>	REMOVABLE SHELF WITH ADJUSTABLE DEPTH	NC : 1483, 1484, 1485	72,83			
CEW1482	<input type="checkbox"/>	SHELF LOCKING PINS (PAIR)		49,29			1483 / 1484
CEW1483	<input type="checkbox"/>	HALF TABLE TRAY, CLEAR, FLIP UP, RH	NC : 1482, 1484	72,83			
CEW1484	<input type="checkbox"/>	HALF TABLE TRAY, CLEAR, FLIP UP, LH	NC : 1482	72,83			
CEW1485	<input type="checkbox"/>	COMFORT PADDING FOR HALF TABLE TRAY		90,05		1480	1485

ACCESSORIES (delivered separtly)							
AP1493219	<input type="checkbox"/>	GUTTER WITH INDEPENDENT SIDE ROTATION, ADJUSTABLE IN HEIGHT AND DEPTH, RIGHT	Only compatible with armrest 0672, 0680, 0690, 0695, 0696, 0732	113,17			
AP1493220	<input type="checkbox"/>	GUTTER WITH INDEPENDENT SIDE ROTATION, ADJUSTABLE IN HEIGHT AND DEPTH, LEFT	Only compatible with armrest 0772, 0780, 0790, 0795, 0796, 0832	113,17			

Possible widths of the Matrx backrests depending on the seat width

Backrest Width	(mm)	Seat Width (mm)					
		380	405	430	455	480	505
360		○					
380		○	○				
410		○	○	○			
430			○	○	○		
460				○	○	○	
480					○	○	○
510						○	○

RAMPS							
1440530	<input type="checkbox"/>	<b>Fiberglass Folding Mono Ramp</b> Folded dimensions: 2000 x 230 mm 16.3 kg - maximum capacity: 300 kg		1 787,68			 1440530
1654128	<input type="checkbox"/>	<b>Basic ramp 2 telescopic parts</b> in aluminum and non-slip coating. Folded dimensions: 1210 x 194 mm 8.8 kg per pair - maximum capacity: 270 kg		402,84			 1654128
1654129	<input type="checkbox"/>	<b>Quick2go Compact 3-part aluminum telescopic ramp</b> with non-slip coating Folded dimensions: 870 x 237 mm 13.6 kg per pair - maximum capacity: 260 kg		805,69			 1654129
1654130	<input type="checkbox"/>	<b>Aluminium folding mono ramp</b> Folded dimensions: 1824 x 714 mm 13.9 kg - maximum capacity: 300 kg		426,54			 1654130