

Rea® Dahlia® 45° Assist

Please contact Invacare EU Export Customer Services on :-
Tel : +33 247 626980 ; Email : serviceclient_export@invacare.com
 Or visit our website : www.invacare.eu.com



Rea® Dahlia® 45° Assist Folding Frame Steel Manual Wheelchair

COMPATIBLE



Description:

- Reclining seat up to 45° *
- Backrest adjustable in angle or tilting from 0° to 30° *
- Reduced overall width: Seat width +160 mm with 16" wheels.
- Wheelbase adjustable over 90 mm
- delivered in rearward position.
- Weight: from 35kg.
- Max user weight: 135 kg.
- 2-year warranty period excluding wear parts
- * see table at the end of order form.

Date :

Purchase Order :

Customer Code :

Distributor Stamp:



Invacare Unique Customization Service
Please specify the quote or special production number:

Please make your selection with a cross in the box

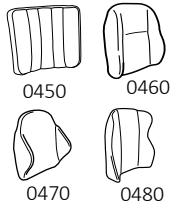

◆ Standard feature






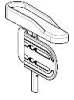


○ Free of charge option

| CODE | DESCRIPTION | NC : Non Compatible NC : 9999 = not compatible with the reference 9999 | Euros |
|--|---|---|---------|
| BXD0010 | <input type="checkbox"/> Rea® Dahlia® 45° Assist | | 2445,50 |
| SEAT DIMENSIONS | | | |
| SEAT WIDTH | | | |
| BXD0050 | <input type="checkbox"/> 390 MM (SMALL CHASSIS) | NC : 1770 | ○ |
| BXD0060 | <input type="checkbox"/> 440 MM (MEDIUM CHASSIS) | | ○ |
| BXD0070 | <input type="checkbox"/> 490 MM (LARGE CHASSIS) | | ○ |
| SEAT WIDTH EXTENSION (PRE ADJUSTMENT) | | | |
| BXD0080 | <input type="checkbox"/> Delivered with adjustment + 50 mm | | ○ |
| BXD0090 | <input type="checkbox"/> Delivered with adjustment + 100 mm | | ○ |
| BXD0100 | <input type="checkbox"/> Delivered without pre-adjustment | NC : 0420, 0430 | ◆ |
| SEAT DEPTH | | | |
| BXD0110 | <input type="checkbox"/> 430-500 MM | | ◆ |
| SEAT HEIGHT | | | |
| BXD0120 | <input type="checkbox"/> 350 MM/ 14"; (20" AND 16") | NC : 0630, 0770, 0810, 0850, 1435, 1455, 1465, 1475, 1770 | ○ |
| BXD0130 | <input type="checkbox"/> 380 MM/ 15"; (22", 20" AND 16") | NC : 0630, 0770, 0810, 0850, 1435, 1465, 1475, 1770 | ◆ |
| BXD0170 | <input type="checkbox"/> 480 MM/ 19"; (24" AND 16") | | ○ |
| BXD0180 | <input type="checkbox"/> 500 MM/ 20": (16") | NC : 1435 | ○ |
| SEAT CUSHION | | | |
| BXD0220 | <input type="checkbox"/> CUSHION MISTRAL 2 LAYER | NC : 0290, 0305 | -76,78 |
| BXD0230 | <input type="checkbox"/> CUSHION FLOSHAPE | | -76,78 |
| BXD0240 | <input type="checkbox"/> CUSHION MATRX CONTOUR VISCO NG | NC : 0290; 0300, 0305 | ◆ |
| BXD0260 | <input type="checkbox"/> CUSHION VICAIR ADJUSTER O2 (100 MM) | NC : 1890 | 498,07 |
| BXD0270 | <input type="checkbox"/> CUSHION VICAIR VECTOR O2 - 100 MM | NC : 1890 | 642,08 |
| SEAT UPHOLSTERY | | | |
| BXD0290 | <input type="checkbox"/> BLACK PLUSH TR35 | | ○ |
| BXD0300 | <input type="checkbox"/> BLACK PU TR26 - MUTLI STRETCH PU COATED FABRIC | | ◆ |
| BXD0305 | <input type="checkbox"/> BLACK SPACER TR36 | | ○ |
| BACKREST JOINT POSITION | | | |
| Extension width between back tube | | | |
| BXD0330 | <input type="checkbox"/> + 50 MM | NC : 0430 | ○ |
| BXD0340 | <input type="checkbox"/> WITHOUT BACKREST JOINT WIDTH EXTENSION | | ◆ |



| BACKREST TYPE | | | | |
|--|--------------------------|---|---|--------|
| BXD0370 | <input type="checkbox"/> | LAGUNA 2 BACKREST PLATE | NC : 0420, 0430, 0450, 0470, 0480, 0515 | ○ |
| BXD0390 | <input type="checkbox"/> | FLEX 3 BACKREST, FIXED PLATE (WIDTH ADJUSTABLE) | NC : 0450, 0515 | ○ |
| BXD0400 | <input type="checkbox"/> | FLEX 3 BACKREST, TENSION ADJUSTABLE (WIDTH ADJUSTABLE) | NC : 0430 | ◆ |
| BACKREST FLEX 3 ADJUSTMENT | | | | |
| BXD0420 | <input type="checkbox"/> | FLEX 3 + 50 MM | | ○ |
| BXD0430 | <input type="checkbox"/> | FLEX 3 + 100 MM | | ○ |
| BXD0440 | <input type="checkbox"/> | WITHOUT BACKREST WIDTH EXTENSION | | ◆ |
| BACKREST COVER/ CUSHION | | | | |
| BXD0450 | <input type="checkbox"/> | COVER, LATERAL - BACKREST UPHOLSTERY MANDATORY | | ◆ |
| BXD0460 | <input type="checkbox"/> | CUSHION, LAGUNA (LATERAL SUPPORT) - BACKREST UPHOLSTERY MANDATORY | NC : 0515 | ○ |
| BXD0470 | <input type="checkbox"/> | CUSHION, MISTRAL 2 (WAIST SUPPORT) - BACKREST UPHOLSTERY MANDATORY | NC : 0515, 0535 | ○ |
| BXD0480 | <input type="checkbox"/> | CUSHION, PASSAD 2 (SHOULDER SUPPORT) - BACKREST UPHOLSTERY MANDATORY | NC : 0515 | ○ |
| BXD0484 | <input type="checkbox"/> | VICAIR MULTIFONCTION BACK | NC : 0515, 0520, 0530, 0535, 1850 | 640,48 |
| BXD0486 | <input type="checkbox"/> | VICAIR FLEX BACK | NC : 0515, 0520, 0530, 0535, 1850 | 776,36 |
| EXTRA LARGE BACKREST COVER/BACKREST CUSHION | | | | |
| BXD0515 | <input type="checkbox"/> | XL BACKREST COVER/BACKREST CUSHION | | ○ |
| BACKREST UPHOLSTERY | | | | |
| BXD0520 | <input type="checkbox"/> | BLACK PLUSH TR35 | | ○ |
| BXD0530 | <input type="checkbox"/> | BLACK PU TR26 - MUTLI STRETCH PU COATED FABRIC | | ◆ |
| BXD0535 | <input type="checkbox"/> | BLACK SPACER TR36 | | ○ |
| PUSHHANDLES | | | | |
| BXD0540 | <input type="checkbox"/> | ANGLE ADJUSTABLE PUSHBAR | | 145,97 |
| BXD0550 BXD0560 | <input type="checkbox"/> | Height adjustable and removable push handles | | ◆ |
| SEATING | | | | |
| SEAT TILT TYPE | | | | |
| BXD0580 | <input type="checkbox"/> | ASSISTANT HAND OPERATED GAS PISTON FOR SEAT TILT - BACKREST RECLINE MANDATORY | | ◆ |
| BXD0595 | <input type="checkbox"/> | ELECTRIC BY REMOTE CONTROL - COMPLIES WITH EN 12184 : 2014 | NC : 0600, 0620, 0630, 1770, 1860 | 995,26 |
| BACKREST RECLINE OPERATION TYPE | | | | |
| BXD0600 | <input type="checkbox"/> | ASSISTANT OPERATED GAS PISTON FOR BACKREST RECLINE | | ◆ |
| BXD0620 | <input type="checkbox"/> | FIXED BACKREST ANGLE (BARREL SCREW) | | ○ |
| LEGRESTS / FOOTRESTS | | | | |
| CENTRAL LEGRESTS TYPE | | | | |
| BXD0630 | <input type="checkbox"/> | CENTRAL LEGREST, INCL CALFPAD AND FOOTREST. | NC : 0640, 0650, 0655, 0660, 0670, 0690, 0710, 0720, 0740, 0760, 0770, 0790, 0810, 0830, 0850, 1000, 1300, 1310, 1311, 1312, 1313 | 900,47 |
| LEGRESTS / HANGERS ADJUSTMENT | | | | |
| BXD0640 | <input type="checkbox"/> | LOW POSITION, STANDARD | | ◆ |
| BXD0650 | <input type="checkbox"/> | HIGH POSITION FOR LONGER LEGS, 50 MM HIGHER | | 109,00 |
| BXD0655 | <input type="checkbox"/> | 90° HANGER ATTACHMENT | NC : 0670, 0690, 0720, 0740 | 52,13 |
| LEGRESTS / HANGERS LH TYPE | | | | |
| BXD0660 | <input type="checkbox"/> | HANGER ANGLE ADJUSTABLE - LH. WITH KNEE PAD AND CALF SUPPORT | NC : 0760, 0790, 1290 | 100,03 |
| BXD0670 | <input type="checkbox"/> | HANGER FIXED 80 DEG, SWING IN SWING OUT - ALU 2003, LH | | ◆ |
| BXD0690 | <input type="checkbox"/> | LEGREST AMPUTEE | NC : 0760, 0770, 0790, 0810, 1290, 1300, 1310 | 140,28 |
| LEGRESTS / HANGERS RH TYPE | | | | |
| BXD0710 | <input type="checkbox"/> | HANGER ANGLE ADJUSTABLE - RH. WITH KNEE PAD AND CALF SUPPORT | NC : 0760, 0830, 1290 | 100,03 |
| BXD0720 | <input type="checkbox"/> | HANGER FIXED 80 DEG, SWING IN SWING OUT - ALU 2003, RH | | ◆ |
| BXD0740 | <input type="checkbox"/> | LEGREST AMPUTEE | NC : 0760, 0770, 0830, 0850, 1290, 1300, 1310 | 140,28 |



| FOOTRESTS | | | | | |
|---|--------------------------|--|---|--------|---|
| FOOTRESTS ONE PIECE | | | | | |
| BXD0760 | <input type="checkbox"/> | FOOTREST ONE PIECE DEPTH AND ANGLE ADJUSTABLE SHORT TUBE. | NC : 0630, 0660, 0690, 0710, 0740, 0790, 0830, 1311, 1312, 1313 | 202,84 |  0770 |
| BXD0770 | <input type="checkbox"/> | FOOTREST ONE PIECE DEPTH AND ANGLE ADJUSTABLE LONG TUBE. | NC : 0790, 0810, 0830, 0850, 1311, 1312, 1313 | 202,84 | |
| FOOTRESTS LH TYPE | | | | | |
| BXD0790 | <input type="checkbox"/> | FOOTREST LOWER PART, DEPTH AND ANGLE ADJUSTABLE WITH SHORT TUBE AND HEEL STRAP, LH | NC : 0660, 0690, 0760, 0770 | ○ |  0810 / 0850 |
| BXD0810 | <input type="checkbox"/> | FOOTREST LOWER PART, DEPTH AND ANGLE ADJUSTABLE WITH LONG TUBE AND HEEL STRAP, LH | NC : 1290 | ◆ | |
| FOOTRESTS RH TYPE | | | | | |
| BXD0830 | <input type="checkbox"/> | FOOTREST LOWER PART, DEPTH AND ANGLE ADJUSTABLE WITH SHORT TUBE AND HEEL STRAP, RH | NC : 0710, 0740, 0760, 0770 | ○ |  0810 / 0850 |
| BXD0850 | <input type="checkbox"/> | FOOTREST LOWER PART, DEPTH AND ANGLE ADJUSTABLE WITH LONG TUBE AND HEEL STRAP, RH | NC : 1290 | ◆ | |
| ARMRESTS (Height adjustable, Autolock attachment included) | | | | | |
| ARMRESTS LH TYPE | | | | | |
| BXD0860 | <input type="checkbox"/> | STRAIGHT NARROW PAD, LH | NC: 1717 | ○ |  0860 |
| BXD0870 | <input type="checkbox"/> | STANDARD PAD, LH | NC : 0985, 1717 | ◆ | |
| BXD0875 | <input type="checkbox"/> | HIGH ARMREST (+55MM), STANDARD PAD, LH | NC : 0985, 1717 | 36,02 |  0870 |
| BXD0890 | <input type="checkbox"/> | HEMIPLEGIC ARMRESTS, LH. | NC : 0980, 0985, 1710, 1715, 1717, 1720, 1730, 1735, 1740 | 54,43 | |
| BXD0910 | <input type="checkbox"/> | WITHOUT ARMREST, LH | NC : 0985, 1710, 1715, 1720, 1730, 1735, 1740 | ○ |  0890 |
| ARMRESTS RH TYPE | | | | | |
| BXD0920 | <input type="checkbox"/> | STRAIGHT NARROW PAD, RH | NC : 1716 | ○ |  0890 |
| BXD0930 | <input type="checkbox"/> | STANDARD PAD, RH | NC : 0985, 1716 | ◆ | |
| BXD0935 | <input type="checkbox"/> | HIGH ARMREST (+55MM), STANDARD PAD, RH | NC : 0985, 1716 | 36,02 |  0890 |
| BXD0950 | <input type="checkbox"/> | HEMIPLEGIC ARMRESTS, RH | NC : 0980, 0985, 1710, 1715, 1716, 1720, 1730, 1735, 1740 | 54,43 | |
| BXD0970 | <input type="checkbox"/> | WITHOUT ARMREST, RH | NC : 0985, 1710, 1715, 1720, 1730, 1735, 1740 | ○ | |

| SEATING OPTIONS | | | |
|--------------------------------|--------------------------|--|---|
| ARMREST OPTIONS | | | |
| BXD0980 | <input type="checkbox"/> | PAD, SIDE REST | 33,18 |
| BXD0985 | <input type="checkbox"/> | PADDED ARMPAD COVER, BLACK PLUSH TR35 | NC :1710, 1715, 1716, 1717, 1720, 1725, 1730, 1735, 1740 41,71 |
| SEAT OPTIONS | | | |
| BXD0990 | <input type="checkbox"/> | INCONTINENCE COVER | 33,18 |
| BXD1000 | <input type="checkbox"/> | ABDUCTION CUSHION | NC : 1020 246,45 |
| BXD1010 | <input type="checkbox"/> | SEAT PLATE EXTENSION IN WIDTH, FORWARD, REAR OR ASSYMETRIC (AS KIT, TWO UNITS OF PLATES) | 83,41 |
| BXD1020 | <input type="checkbox"/> | 2 CM SEAT HEIGHT INCREASED SEAT PLATE | 94,79 |
| BACKREST OPTIONS | | | |
| BXD1040 | <input type="checkbox"/> | HEADREST, SIDEWISE ADJUSTABLE | NC : 1047, 1060, 1070 ◆ |
| BXD1060 | <input type="checkbox"/> | HEADREST WITH CHEEK SUPPORT, SIDEWISE ADJUSTABLE | NC : 1047, 1050, 1070 225,59 |
| BXD1041 | <input type="checkbox"/> | MATRX ELAN STANDARD PAD (254 mm / 10") | NC : 1050, 1070 218,01 |
| BXD1046 | <input type="checkbox"/> | MATRX ELAN 4-POINT PAD (280W x 254H mm / 11"W x 10"H) | NC : 1050, 1070 408,53 |
| BXD1047 | <input type="checkbox"/> | MATRX ELAN HARDWARE | 201,90 |
| BXD1050 | <input type="checkbox"/> | COVER FOR HEADREST | NC : 1060 47,39 |
| BXD1070 | <input type="checkbox"/> | NECKREST | ○ |
| BXD1090 | <input type="checkbox"/> | HANDLES CLINIC KIT FOR HEAD-/NECKREST | 29,38 |
| TRUNK SUPPORT LH | | | |
| BXD1100 | <input type="checkbox"/> | TRUNK SUPPORT MULTI ADJUSTABLE WITH STANDARD ARM | 168,72 |
| BXD1180 | <input type="checkbox"/> | TRUNK SUPPORT SWINGAWAY | 152,61 |
| TRUNK SUPPORT RH | | | |
| BXD1110 | <input type="checkbox"/> | TRUNK SUPPORT MULTI ADJUSTABLE WITH STANDARD ARM (RH) | 168,72 |
| BXD1190 | <input type="checkbox"/> | TRUNK SUPPORT SWINGAWAY (RH) | 152,61 |
| OTHERS BACKREST OPTIONS | | | |
| BXD1240 | <input type="checkbox"/> | WEDGES (ONE PAIR) | ○ |
| BXD1260 | <input type="checkbox"/> | TILT SCALE, BACKREST RECLINE | 16,11 |
| LEGREST OPTIONS | | | |
| BXD1290 | <input type="checkbox"/> | CALF STRAP (FOR FOOTREST ONE PIECE) | 87,20 |
| BXD1300 | <input type="checkbox"/> | FOOT PLATE PADDING | 103,32 |
| BXD1310 | <input type="checkbox"/> | CALF STRAP PADDED | 126,07 |
| BXA1311 | <input type="checkbox"/> | BODYPOINT ANKLE HUGGERS LARGE | MOUNTING KIT INCLUDED 170,62 |
| BXA1312 | <input type="checkbox"/> | BODYPOINT ANKLE HUGGERS MEDIUM | MOUNTING KIT INCLUDED 170,62 |
| BXA1313 | <input type="checkbox"/> | BODYPOINT ANKLE HUGGERS SMALL | MOUNTING KIT INCLUDED 161,14 |
| CHASSIS | | | |
| COLOUR STRAPS CHASSIS | | | |
| BXD1320 | <input type="checkbox"/> | BLUE | ◆ |
| BXD1330 | <input type="checkbox"/> | SILVER | ○ |
| BXD1340 | <input type="checkbox"/> | RED | ○ |
| BXD1350 | <input type="checkbox"/> | CHAMPAGNE | ○ |
| BXD1360 | <input type="checkbox"/> | PETROLIUM GREEN | ○ |
| BXD1365 | <input type="checkbox"/> | WITHOUT COLOUR STRAPS | ○ |
| CASTOR ATTACHMENT TYPE | | | |
| BXD1370 | <input type="checkbox"/> | FIXED | ◆ |
| BXD1380 | <input type="checkbox"/> | QR | 75,83 |
| FRONT CASTORS | | | |
| BXD1395 | <input type="checkbox"/> | 4"x1" - 100X27 BLACK SOFTROLL | ○ |
| BXD1400 | <input type="checkbox"/> | 5"x1" - 125X27 BLACK MEDIUM HARD | ◆ |
| BXD1435 | <input type="checkbox"/> | 6" x 1.1/4" - 150X30 BLACK MEDIUM HARD | ○ |
| BXD1455 | <input type="checkbox"/> | 8" x 1.1/4" - 200X30 BLACK SOLID TYRE | ○ |
| BXD1465 | <input type="checkbox"/> | 8" x 1.1/4" - 200X32 PNEUMATIC BLACK | ○ |
| BXD1475 | <input type="checkbox"/> | 8" x 2" - 200X45 BLACK SOLID TYRE | 126,07 |



1000



1040

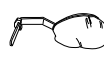
1060



1041/
1047



1070



1100 / 1110



1180 / 1190



1311 / 1312 / 1313




1320

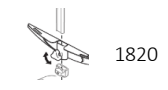
1330

1350

1340





1360

| REAR WHEELS SIZE | | | | |
|--|--------------------------|--|---|---|
| REAR WHEELS SIZE | | | | |
| BXD1505 | <input type="checkbox"/> | 16" / 405 MM - FIXED ATTACHMENT | | ◆ |
| REAR WHEELS TYPE | | | | |
| BXD1546 | <input type="checkbox"/> | DRUM BRAKE (22/24" : COLORLESS HUB, CLEAR ANODIZED RIM & STAINLESS STEEL SPOKES / 16" : BLACK PLASTIC HUB & RIM) | | ◆ |
| TYRE TYPE | | | | |
| BXD1585 | <input type="checkbox"/> | TYRES SOLID BLACK 1" 3/8 | | ◆ |
| SAFETY | | | | |
| BXD1680 | <input type="checkbox"/> | USER OPERATED TYRE BRAKES | | 203,79 |
| BXD1690 | <input type="checkbox"/> | PELVIC BELT - PLASTIC BUCKLE | | ◆ |
| BXA1691 | <input type="checkbox"/> | BODYPOINT 2 POINT CENTER-PULL PUSH-BUTTON MEDIUM | | 120,38 |
| BXA1692 | <input type="checkbox"/> | BODYPOINT 2 POINT CENTER-PULL PUSH-BUTTON LARGE | | 127,01 |
| BXA1693 | <input type="checkbox"/> | BODYPOINT 4 POINT CENTER-PULL PUSH-BUTTON MEDIUM | | 134,60 |
| BXA1694 | <input type="checkbox"/> | BODYPOINT 4 POINT CENTER-PULL PUSH-BUTTON LARGE | | 142,18 |
| BXA1696 | <input type="checkbox"/> | BODYPOINT PIVOTFIT HARNESS MEDIUM | ONLY WITH ELITE E2 /ELITE DEEP E2 BACKS OR WITH HEADREST / NECKREST | 220,85 |
| BXA1697 | <input type="checkbox"/> | BODYPOINT PIVOTFIT HARNESS LARGE | ONLY WITH ELITE E2 /ELITE DEEP E2 BACKS OR WITH HEADREST /NECKREST | 227,49 |
| POSITIONING OPTION | | | | |
| <i>Think of Bodypoint positioning accessories: belts, harnesses, ankle supports.</i> | | | |  |
| OPTIONS | | | | |
| TABLE TRAY | | | | |
| BXD1710 | <input type="checkbox"/> | TABLE TRAY INCL MOUNTING KIT | NC : 1725 | 72,82 |
| BXD1715 | <input type="checkbox"/> | TABLE TRAY WITH ELBOW PADS | NC : 1725 | 154,50 |
| BXD1716 | <input type="checkbox"/> | HALF TABLE TRAY, CLEAR, FLIP UP, LH (ARMREST WITH STRAIGHT NARROW PAD INCL.) | NC : 1720 | 72,82 |
| BXD1717 | <input type="checkbox"/> | HALF TABLE TRAY, CLEAR, FLIP UP, RH (ARMREST WITH STRAIGHT NARROW PAD INCL.) | NC : 1720 | 72,82 |
| BXD1730 | <input type="checkbox"/> | SWING AWAY TABLE | NC : 1740 | 300,47 |
| BXD1735 | <input type="checkbox"/> | SWING AWAY TABLE WITH ELBOW PADS | NC : 1740 | 348,82 |
| TABLE TRAY CUSHION | | | | |
| BXD1720 | <input type="checkbox"/> | TABLE CUSHION | NC : 1730, 1735 | 119,43 |
| BXD1725 | <input type="checkbox"/> | PADDING | NC : 1730, 1735 | 103,32 |
| OTHERS OPTIONS | | | | |
| BXD1740 | <input type="checkbox"/> | LOCKING DEVICE FOR TABLE TRAY | | 59,72 |
| BXD1820 | <input type="checkbox"/> | HARNESS ATTACHMENT BACKREST, UPPER | | 78,67 |
| BXD1830 | <input type="checkbox"/> | KERB LEVER | NC : 1860 | 75,83 |
| BXD1850 | <input type="checkbox"/> | TRANSPORTATION BRACKETS FOR OCCUPIED AND NON OCCUPIED TRANSPORT | | 52,13 |
| BXD1860 | <input type="checkbox"/> | VENTILATOR TRAY | | 599,05 |
| BXD1880 | <input type="checkbox"/> | DRIP STAND | | 105,21 |
| BXD1890 | <input type="checkbox"/> | RESTRICTOR KIT | | ○ |



COMPATIBILITY CHART: Seat height / rear wheel size / seat tilt

| REA Dahlia 45° | | | |
|----------------|-----------------|------------------------|-------------------------------|
| Seat Height | Rear wheel size | Seat tilt as delivered | Backrest recline as delivered |
| 350mm | 16" | 45 | 30 |
| | 20" | 30 | 30 |
| 380mm | 16" | 45 | 30 |
| | 20" | 45 | 10 |
| | 22" | 30 | 30 |
| 400mm | 20" | 45 | 30 |
| 430mm | 20" | 45 | 30 |
| | 22" | 45 | 30 |
| 450mm | 22" | 45 | 30 |
| | 24" | 45 | 30 |
| 480mm | 16" | 45 | 30 |
| | 24" | 45 | 30 |
| 500mm | 16" | 45 | 30 |

| RAMPS | | | | |
|---------|--------------------------|---|----------|--|
| 1440530 | <input type="checkbox"/> | Fiberglass Folding Mono Ramp Folded dimensions: 2000 x 230 mm 16.3 kg - maximum capacity: 300 kg | 1 787,68 |  1440530 |
| 1654128 | <input type="checkbox"/> | Basic ramp 2 telescopic parts in aluminum and non-slip coating. Folded dimensions: 1210 x 194 mm. 8.8 kg per pair - maximum capacity: 270 kg | 402,84 |  1654128 |
| 1654129 | <input type="checkbox"/> | Quick2go Compact 3-part aluminum telescopic ramp with non-slip coating Folded dimensions: 870 x 237 mm 13.6 kg per pair - maximum capacity: 260 kg | 805,69 |  1654129 |
| 1654130 | <input type="checkbox"/> | Aluminium folding mono ramp Folded dimensions: 1824 x 714 mm 13.9 kg - maximum capacity: 300 kg | 426,54 |  1654130 |