

Rea® Azalea® Assist Tall

Please contact Invacare EU Export Customer Services on :-
Tel : +33 247 626980 ; Email : serviceclient_export@invacare.com
Or visit our website : www.invacare.eu.com



Rea® Azalea® Assist Tall

Manual folding steel wheelchair - for tall users



Description:

- Drum brakes.
- Seat tilt (+1°/24°) and backrest (0°/30°) by pneumatic jacks.
- Width-adjustable legrests/stems.
- Heel straps.
- Frame colour: Pearl gray (RAL 0515).
- Weight: from 34 kg.
- Maximum user weight: 135 kg.
- 2-year warranty period excluding wear parts



Date :

Purchase Order :

Customer Code :

Distributor Stamp::



Invacare Unique Customization Service





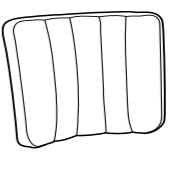


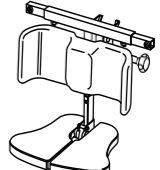
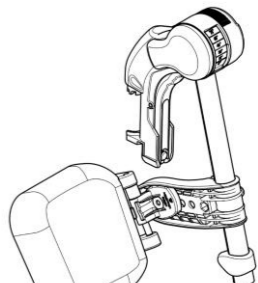

Please specify the quote or special production number:

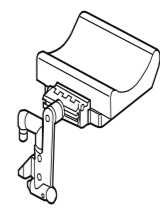



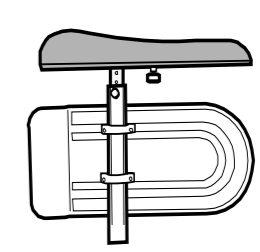




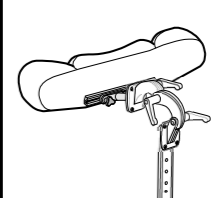
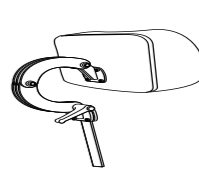
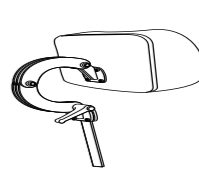
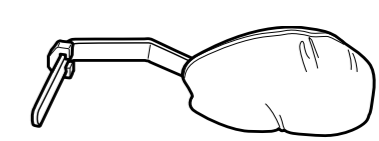
Please make your selection with a cross in the box

◆ Standard feature

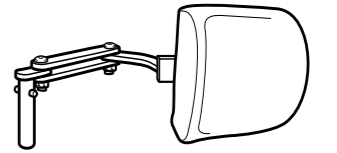
○ Free of charge option

CODE	DESCRIPTION	NC : Non Compatible NC : 9999 = not compatible with the reference 9999	Euros
BNG9004	<input type="checkbox"/> Rea® Azalea® Assist Tall		1 794,31
SEAT			
Seat width			
BNG0040	<input type="checkbox"/> 390 mm - adjustable from 390 to 490 mm	NC : 0244, 0245, 0246, 0247	○
BNG0050	<input type="checkbox"/> 440 mm - adjustable from 440 to 540 mm	NC 0241, 0242, 0246, 0247	○
BNG0060	<input type="checkbox"/> 490 mm - adjustable from 490 to 590 mm	NC : 0206, 0241, 0242, 0243, 0244	○
Seat width pre-adjustment			
BNG0065	<input type="checkbox"/> Supplied with adjustment + 50 mm (at 440, 490 or 540 mm)		○
BNG0075	<input type="checkbox"/> Supplied with adjustment + 100 mm (at 490, 540 or 590 mm)		○
Seat depth			
BNG0105	<input type="checkbox"/> Adjustable from 480 to 550 mm - Includes frame extension		◆
Seat height			
BNG0125	<input type="checkbox"/> 500 mm		◆
Seat ANGLE			
BNG0127	<input type="checkbox"/> Seat angle from -1° to +23° (+1° to 24° as standard)		○
SEAT TYPE			
BNG0130	<input type="checkbox"/> DEPTH ADJUSTABLE		◆
SEAT CUSHION			
BNG0165	<input type="checkbox"/> CUSHION FLOSHAPE		◆
BNG0175	<input type="checkbox"/> CUSHION MISTRAL 2-LAYER	NC : 0191, 0201, 0202	○
SEAT UPHOLSTERY			
BNG0191	<input type="checkbox"/> BLACK PLUSH TR35		79,62
BNG0201	<input type="checkbox"/> BLACK PU TR26		◆
BNG0202	<input type="checkbox"/> BLACK SPACER TR36		○
BACKREST			
BACKREST WIDTH EXTENSION (PRE ADJUSTMENT)			
BNG0205	<input type="checkbox"/> + 50 MM		○
BNG0206	<input type="checkbox"/> + 100 MM	NC : 0220	○
BNG0207	<input type="checkbox"/> WITHOUT BACKREST WIDTH EXTENSION		◆

BACKREST TYPE						
BNG0210	<input type="checkbox"/>	FLEX 3 BACKREST, FIXED PLATE (WIDTH ADJUSTABLE)	NC : 0235, 0240, 0241 to 0247 0341, 0343, 0905	○		
BNG0215	<input type="checkbox"/>	BACKREST, PLATE "LAGUNA 2"	NC : 0235, 0240, 0241 to 0247 0260, 0270, 0335, 0343, 0905	◆	0210	0215
BNG0220	<input type="checkbox"/>	FLEX 3 BACKREST, TENSION ADJUSTABLE (WIDTH ADJUSTABLE)	NC : 0235, 0241 to 0247, 0341, 0343	○		0220
BNG0221	<input type="checkbox"/>	MATRX ELITE E2, (INCL. HARDWARE MOUNTED TO FRAME, BACKREST SUPPLIED IN BOX)	NC : 0240, 0250, 0260, 0270, 0311, 0321, 0322, 0335, 0341, 0800, 0810, 0880, 0890, 0905, 0920	717,98		Matrx Elite E2 / Elite Deep E2
BNG0223	<input type="checkbox"/>	MATRX ELITE DEEP E2, (INCL. HARDWARE MOUNTED TO FRAME, BACKREST SUPPLIED IN BOX)	NC : 0240, 0250, 0260, 0270, 0311, 0321, 0322, 0335, 0341, 0800, 0810, 0880, 0890, 0905, 0920	717,98		
BNG0225	<input type="checkbox"/>	MATRX POSTURE BACK, (INCL. HARDWARE MOUNTED TO FRAME, BACKREST SUPPLIED IN BOX)	NC : 0235, 0240, 0241 à 0247 0250, 0260, 0270, 0311, 0321, 0322, 0335, 0341, 0800, 0810, 0880, 0890, 0905, 0920	717,98		
BACKREST HEIGHT MATRX BACKRESTS						
BNG0233	<input type="checkbox"/>	MATRX HEIGHT 41 CM		○		
BNG0235	<input type="checkbox"/>	MATRX HEIGHT 46 CM		○		
BNG0234	<input type="checkbox"/>	MATRX HEIGHT 51 CM		○		
Matrx backrest width						
BNG0241	<input type="checkbox"/>	360 mm - indicative bust 265 mm		○	0240	0250
BNG0242	<input type="checkbox"/>	380 mm - indicative bust 290 mm		○		
BNG0243	<input type="checkbox"/>	410 mm - indicative bust 315 mm		○		
BNG0244	<input type="checkbox"/>	430 mm - indicative bust 340 mm		○		
BNG0245	<input type="checkbox"/>	460 mm - indicative bust 370 mm		○		
BNG0246	<input type="checkbox"/>	480 mm - indicative bust 390 mm		○		
BNG0247	<input type="checkbox"/>	510 mm - indicative bust 420 mm		○		
BACKREST COVER/ CUSHION						
BNG0240	<input type="checkbox"/>	COVER, LATERAL		○		
BNG0250	<input type="checkbox"/>	CUSHION, LAGUNA (LATERAL SUPPORT)	NC : 0905	◆		
BNG0260	<input type="checkbox"/>	CUSHION, MISTRAL 2 (WAIST SUPPORT)	NC : 0322, 0905	146,92		
BNG0270	<input type="checkbox"/>	CUSHION, PASSAD 2 (SHOULDER SUPPORT)	NC : 0905	217,06		
BACKREST UPHOLSTERY						
BNG0311	<input type="checkbox"/>	BLACK PLUSH TR35		79,62	0260	0270
BNG0321	<input type="checkbox"/>	BLACK PU TR26		◆		
BNG0322	<input type="checkbox"/>	BLACK SPACER TR36		○		
PUSHHANDLES						
BNG0335	<input type="checkbox"/>	HEIGHT ADJUSTABLE AND REMOVABLE PUSHHANDLES		◆		0345
BNG0341	<input type="checkbox"/>	ANGLE ADJUSTABLE PUSHBAR		145,97		
BNB0343	<input type="checkbox"/>					
SEAT TILT AND BACKREST REGULATION TYPE						
BNG0350	<input type="checkbox"/>	ASSISTANT OPERATED GAS PISTON SEAT AND BACKREST TILT.		◆		
BNG1263	<input type="checkbox"/>	TILT LOCK (LOCKING OF PRE-SET ANGLE)		◆		
LEGRESTS / FOOTRESTS						
CENTRAL LEGRESTS TYPE						
BNG0370	<input type="checkbox"/>	CENTRAL LEGREST, INCL CALFPAD AND FOOTREST.	NC : 0376, 0378, 0380, 0390, 0410, 0430, 0440, 0460, 0475, 0476, 0520, 0580, 0720, 0941, 0942	900,47		0370
LEGRESTS / HANGERS ADJUSTMENT						
BNG0375	<input type="checkbox"/>	LOW POSITION, STANDARD		◆		0380 / 0430
BNG0376	<input type="checkbox"/>	HIGH POSITION FOR LONGER LEGS		109,00		
BNG0378	<input type="checkbox"/>	90° HANGER ATTACHMENT	NC : 0390, 0410, 0440, 0460	52,13		
LEGRESTS / HANGERS LH TYPE						
BNG0380	<input type="checkbox"/>	HANGER ANGLE ADJUSTABLE LH. WITH KNEE PAD AND CALF SUPPORT	NC : 0475, 0490, 0942	100,03		0390 / 0440
BNG0390	<input type="checkbox"/>	HANGER FIXED 80 DEG, SWING IN SWING OUT - ALU 2003, LH		◆		
BNG0410	<input type="checkbox"/>	LEGREST AMPUTEE	NC : 0475, 0476, 0490, 0520, 0941, 0942	140,28		

LEGRESTS / HANGERS RH TYPE					
BNG0430	<input type="checkbox"/>	HANGER ANGLE ADJUSTABLE RH. WITH KNEE PAD AND CALF SUPPORT	NC : 0475, 0550, 0942	100,03	 0410 / 0460
BNG0440	<input type="checkbox"/>	HANGER FIXED 80 DEG, SWING IN SWING OUT - ALU 2003, RH		◆	
BNG0460	<input type="checkbox"/>	LEGREST AMPUTEE	NC : 0475, 0476, 0550, 0580, 0941, 0942	140,28	
FOOTRESTS					
FOOTRESTS ONE PIECE					
BNG0475	<input type="checkbox"/>	FOOTREST ONE PIECE DEPTH AND ANGLE ADJUSTABLE, NO WIDTH ADJUSTMENT -SHORT TUBE	NC : 0490, 0520, 0550, 0580, 0930, 0940, 0952, 0954, 0956	202,84	 0476
BNG0476	<input type="checkbox"/>	FOOTREST ONE PIECE DEPTH AND ANGLE ADJUSTABLE, NO WIDTH ADJUSTMENT - LONG TUBE.	NC : 0490, 0520, 0550, 0580, 0952, 0954, 0956	249,29	
FOOTRESTS LH TYPE					
BNG0490	<input type="checkbox"/>	FOOTREST LOWER PART, DEPTH AND ANGLE ADJUSTABLE WITH SHORT TUBE AND HEEL STRAP		○	 0520 / 0580
BNG0520	<input type="checkbox"/>	FOOTREST LOWER PART, DEPTH AND ANGLE ADJUSTABLE WITH LONG TUBE AND HEEL STRAP		◆	
FOOTRESTS RH TYPE					
BNG0550	<input type="checkbox"/>	FOOTREST LOWER PART, DEPTH AND ANGLE ADJUSTABLE WITH SHORT TUBE AND HEEL STRAP		○	 0520 / 0580
BNG0580	<input type="checkbox"/>	FOOTREST LOWER PART, DEPTH AND ANGLE ADJUSTABLE WITH LONG TUBE AND HEEL STRAP		◆	
ARMRESTS (Height adjustable, Autolock attachment included)					
ARMRESTS LH TYPE					
BNG0600	<input type="checkbox"/>	STANDARD PAD, LH	NC : 1232	○	 0600 / 0630
BNG0605	<input type="checkbox"/>	WIDE PAD, LH	NC : 1232	○	
BNG0606	<input type="checkbox"/>	CONCAVE GUTTER ADJUSTABLE IN HEIGHT AND DEPTH OVE 70 MM WITHOUT TOOLS (COMPATIBLE WITH SHELF)	NC : 1232	◆	
BNG0610	<input type="checkbox"/>	PADDED, LH.	NC : 0680, 0690, 1230, 1231, 1233, 1250	○	 0610 / 0640
BNG0615	<input type="checkbox"/>	HEMIPLEGIC ARMRESTS, LH.	NC : 1230, 1231, 1233, 1240, 1245, 1250	○	
BNG0620	<input type="checkbox"/>	WITHOUT ARMREST, LH	NC : 0690, 1230, 1231, 1240, 1245, 1250	○	
BNG0630	<input type="checkbox"/>	STANDARD PAD, RH	NC : 1233	○	
BNG0635	<input type="checkbox"/>	WIDE PAD, RH	NC : 1233	○	 0615 / 0645
BNG0636	<input type="checkbox"/>	CONCAVE GUTTER ADJUSTABLE IN HEIGHT AND DEPTH OVE 70 MM WITHOUT TOOLS (COMPATIBLE WITH SHELF)	NC : 1232	◆	
BNG0640	<input type="checkbox"/>	PADDED, RH.	NC : 0680, 0690, 1230, 1231, 1232, 1250	○	
BNG0645	<input type="checkbox"/>	HEMIPLEGIC ARMRESTS, RH.	NC : 1230, 1231, 1232, 1240, 1245, 1250	○	
BNG0650	<input type="checkbox"/>	WITHOUT ARMREST, RH	NC : 0690, 1230, 1231, 1240, 1245, 1250	○	
SEATING OPTIONS					
ARMREST OPTIONS					
BNG0680	<input type="checkbox"/>	SIDE SUPPORT COVER		69,19	 0720
BNG0690	<input type="checkbox"/>	CUSHION TO SIDE REST COVER		15,17	
SEAT OPTIONS					
BNG0710	<input type="checkbox"/>	INCONTINENCE COVER		41,71	 0720
BNG0720	<input type="checkbox"/>	ABDUCTION CUSHION		246,45	
BACKREST OPTIONS					
BNG0730	<input type="checkbox"/>	HEADREST, SIDEWISE ADJUSTABLE	NC : 0750, 0770	○	 0730
BNG0750	<input type="checkbox"/>	HEADREST WITH CHEEK SUPPORT, SIDEWISE ADJUSTABLE	NC : 0740, 0770, 0780	225,59	
BNG0731	<input type="checkbox"/>	MATRX ELAN STANDARD PAD (254 mm/10")	NC : 0740, 0770	218,01	 0770
BNG0736	<input type="checkbox"/>	MATRX ELAN 4-POINT PAD (229W x 177H mm / 9"W x 7"H)	NC : 0740, 0770	408,53	
BNG0742	<input type="checkbox"/>	MATRX ELAN HARDWARE		201,90	 0782
BNG0740	<input type="checkbox"/>	COVER FOR HEADREST		54,03	
BNG0770	<input type="checkbox"/>	NECKREST	NC : 0771	◆	 0800 / 0810
BNG0782	<input type="checkbox"/>	UNIVERSAL HEAD/NECKREST HOLDER		69,19	
BNG0790	<input type="checkbox"/>	HANDLES CLINIC KIT FOR HEAD-/NECKREST		29,38	

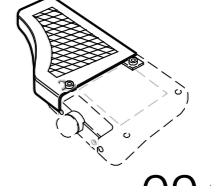
TRUNK SUPPORT LH			
BNG0800	<input type="checkbox"/>	TRUNK SUPPORT MULTI ADJUSTABLE WITH STANDARD ARM	174,41
BNG0880	<input type="checkbox"/>	TRUNK SUPPORT SWINGAWAY (LH)	156,40
TRUNK SUPPORT RH			
BNG0810	<input type="checkbox"/>	TRUNK SUPPORT MULTI ADJUSTABLE WITH STANDARD ARM	174,41
BNG0890	<input type="checkbox"/>	TRUNK SUPPORT SWINGAWAY (LH)	156,40
BACKREST OPTIONS			
BNG0905	<input type="checkbox"/>	LATERAL POSITIONING PADS (WITH LOOP BAND BETWEEN COVER AND BACKREST UPHOLSTERY), PAIR	237,91
BNG0915	<input type="checkbox"/>	TILT SCALE, BACKREST RECLINE	67,30
BNG0920	<input type="checkbox"/>	WEDGES (ONE PAIR)	16,11
LEGREST OPTIONS			
BNG0941	<input type="checkbox"/>	COVER FOOTPLATE	101,42
BNG0942	<input type="checkbox"/>	CALF STRAP PADDED	119,43
BNG0952	<input type="checkbox"/>	BODYPOINT ANKLE HUGGERS LARGE	MOUNTING KIT INCLUDED 170,62
BNG0954	<input type="checkbox"/>	BODYPOINT ANKLE HUGGERS MEDIUM	MOUNTING KIT INCLUDED 170,62
BNG0956	<input type="checkbox"/>	BODYPOINT ANKLE HUGGERS SMALL	MOUNTING KIT INCLUDED 161,14
CHASSIS			
CHASSIS COLOUR			
BNG0944	<input type="checkbox"/>	PEARL GREY	◆
BNG0946	<input type="checkbox"/>	AZURITE	○
BNG0947	<input type="checkbox"/>	SAND	○
BNG0948	<input type="checkbox"/>	ELECTRIC GREEN	○
BNG0949	<input type="checkbox"/>	HAPPY RED	○
CASTOR ATTACHMENT TYPE			
BNG0960	<input type="checkbox"/>	FIXED	◆
FRONT CASTORS			
BNG1015	<input type="checkbox"/>	8"x1.1/4" - 200X30 BLACK SOLID TYRE	◆
BNG1022	<input type="checkbox"/>	8"x1.1/4" - 200X32 PNEUMATIC BLACK	○
BNG1025	<input type="checkbox"/>	8"x2" - 200X45 BLACK SOLID TYRE	126,07
REAR WHEELS			
REAR WHEELS SIZE			
BNG1047	<input type="checkbox"/>	16" - 405 mm with fixed rear wheel attachment	◆
REAR WHEELS TYPE			
BNG1076	<input type="checkbox"/>	DRUM BRAKE (22/24" : COLORLESS HUB, CLEAR ANODIZED RIM & STAINLESS STEEL SPOKES / 16" : BLACK PLASTIC HUB & RIM)	◆
TYRE TYPE			
BNG1092	<input type="checkbox"/>	TYRES SOLID BLACK 1" 3/8	◆
SAFETY			
BNG1170	<input type="checkbox"/>	USER MANOUVERED TYRE BRAKES	205,69
BNG1200	<input type="checkbox"/>	PELVIC BELT - PLASTIC BUCKLE	◆
BNG1201	<input type="checkbox"/>	BODYPOINT BELT - 2 POINT CENTER-PULL PUSH-BUTTON MEDIUM	120,38
BNG1202	<input type="checkbox"/>	BODYPOINT BELT - 2 POINT CENTER-PULL PUSH-BUTTON LARGE	127,01
BNG1203	<input type="checkbox"/>	BODYPOINT BELT - 4 POINT CENTER-PULL PUSH-BUTTON MEDIUM	134,60
BNG1204	<input type="checkbox"/>	BODYPOINT BELT - 4 POINT CENTER-PULL PUSH-BUTTON LARGE	142,18
BNG1206	<input type="checkbox"/>	BODYPOINT PIVOTFIT HARNESS MEDIUM	ONLY WITH ELITE E2 /ELITE DEEP E2 BACKS OR WITH HEADREST /NECKREST 220,85
BNG1207	<input type="checkbox"/>	BODYPOINT PIVOTFIT HARNESS LARGE	ONLY WITH ELITE E2 /ELITE DEEP E2 BACKS OR WITH HEADREST /NECKREST 227,49
POSITIONING OPTIONS			
<i>Think of Bodypoint positioning accessories: belts, harnesses, ankle supports.</i>			



0880 / 0890



0905



0940




0915



0952 /

0954 /

0956



0944 0946

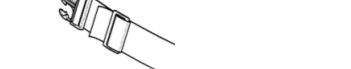


0947 0948



0949

1200




1201 / 1202



1203 / 1204



1206 / 1207



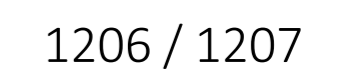
1206 / 1207



1206 / 1207



1206 / 1207



1206 / 1207



1206 / 1207



1206 / 1207



1206 / 1207



1206 / 1207




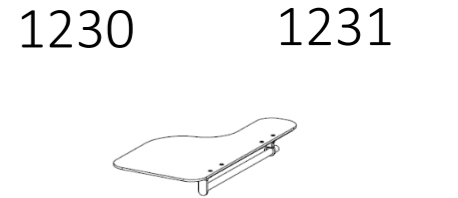
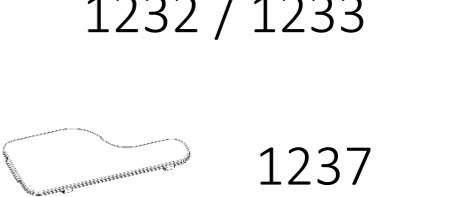


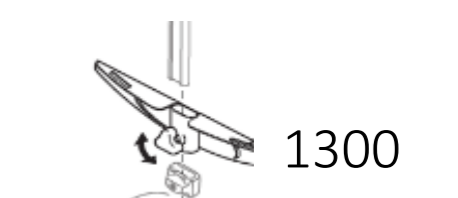

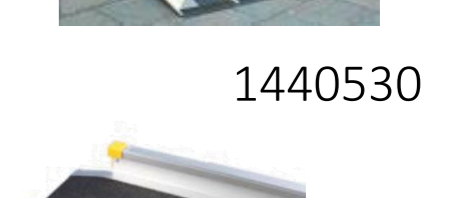
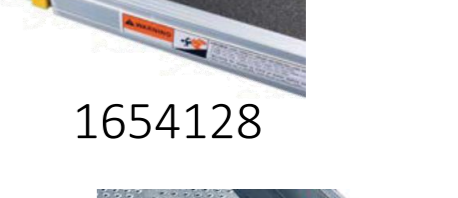


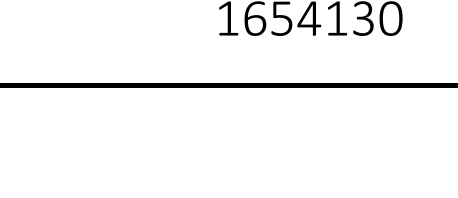
1206 / 1207



1206 / 1207



1206 / 1207

OPTIONS					
TABLE TRAY					
BNG1230	<input type="checkbox"/>	TABLE TRAY INCL MOUNTING KIT	NC : 1237	72,82	
BNG1231	<input type="checkbox"/>	TABLE TRAY INCL MOUNTING KIT, WITH ELBOW PADS	NC : 1237	154,50	
BNG1232	<input type="checkbox"/>	HALF TABLE TRAY, CLEAR, FLIP UP, LH (ARMREST WITH STRAIGHT NARROW PAD INCL.)	NC : 1235	72,82	
BNG1233	<input type="checkbox"/>	HALF TABLE TRAY, CLEAR, FLIP UP, RH (ARMREST WITH STRAIGHT NARROW PAD INCL.)	NC : 1235	72,82	
BNG1240	<input type="checkbox"/>	SWING AWAY TABLE	NC : 1235, 1250	300,47	
BNG1245	<input type="checkbox"/>	SWING AWAY TABLE WITH ELBOW PADS	NC : 1235, 1250	348,82	
TABLE TRAY CUSHION					
BNG1235	<input type="checkbox"/>	TABLE TRAY CUSHION		104,27	
BNG1237	<input type="checkbox"/>	PADDING		90,05	
OTHER OPTIONS					
BNG1250	<input type="checkbox"/>	LOCKING DEVICE FOR TABLE TRAY		59,72	
BNG1300	<input type="checkbox"/>	HARNESS ATTACHMENT		78,67	
BNG1305	<input type="checkbox"/>	LOCKING KIT CASTOR INCL. CAR FIXATION		336,49	
BNG1310	<input type="checkbox"/>	ATTACHMENT WHEN USING THE PELVIC BELT FOR POSITIONING		28,44	
BNG1320	<input type="checkbox"/>	DRIP STAND		105,21	
RAMPS					
1440530	<input type="checkbox"/>	Fiberglass Folding Mono Ramp Folded dimensions: 2000 x 230 mm 16.3 kg - maximum capacity: 300 kg"		1 787,68	
1654128	<input type="checkbox"/>	Basic ramp 2 telescopic parts in aluminum and non-slip coating - Folded dimensions: 1210 x 194 mm. 8.8 kg per pair - maximum capacity: 270 kg		402,84	
1654129	<input type="checkbox"/>	Quick2go Compact 3-part aluminum telescopic ramp with non-slip coating Folded dimensions: 870 x 237 mm 13.6 kg per pair - maximum capacity: 260 kg		805,69	
1654130	<input type="checkbox"/>	Aluminium folding mono ramp Folded dimensions: 1824 x 714 mm 13.9 kg - maximum capacity: 300 kg		426,54	