

Please contact Invacare EU Export Customer Services on :-
Tel : +33 247 626980 ; Email : serviceclient_export@invacare.com
 Or visit our website : www.invacare.eu.com



Küschall K-Series



Active, lightweight aluminum wheelchair, rigid frame, folding and angle-adjustable backrest



Description:

- Aluminum frame with hydroformed tubes
- Customization kit with premium decals
- Backrest adjustable in angle and folding on the seat with locking as standard
- Max user weight: 130 kg
- Complete weight: from 7.8 kg.
- Transport weight: from 5.1 kg.
- Warranty: 2 years excluding wearing parts

Discover the new possibilities of the special fabrication **UNIQUE**. Push back the limits of the personalization with a wide range of possibilities. Create **UNIQUE** wheelchairs.

You will find the special fabrications within the turquoise blue frames

Discover our new tool to help calculate overall dimensions and find the visual configurator to make your configuration!

Date :

Purchase Order :

Customer Code :


Distributor Stamp :

We reserve the right to deliver a + or – tolerance of +/- 10 mm on all measurements We reserve the right to make technical changes without notice

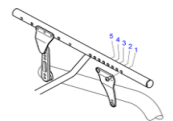
Please make your selection with a cross in the box

◆ Standard feature

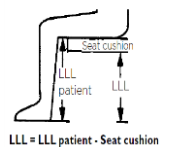
○ Free of charge option



CODE		DESCRIPTION	NC : Non Compatible NC : 9999 = not compatible with the reference 9999	Euros	
DKA0067	<input type="checkbox"/>	küschall® K-Series®		3 016,11	
SPECIAL CONSTRUCTION					
DKA0000	<input type="checkbox"/>	Myküschall special construction		On Request	
UKA0001	<input type="checkbox"/>	UNIQUE - PERSONNALIZATION		On Request	
PACKS POSITIONNEMENT ET PRÉVENTION D'ESCARRES					
DKA0220	<input type="checkbox"/>	Matrx MX2 & Libra positioning and pressure ulcer prevention pack including: - Matrx MX2 (size of your choice DKA2300 to DKA2315) - Matrx Libra cushion (DKA2720) - Bodypoint® Evoflex® 2-point hip belt (size of your choice DKA7810 to DKA7830)	NC: Seat width 360 mm possible only with depth 400/425 mm, 1310, 1315, 1350, 1355, 1410, 1420	1222,23	Save 15% by selecting this PACK, i.e. €277,53
DKA0230	<input type="checkbox"/>	Matrx Elite E2 & Libra positioning and pressure ulcer prevention pack including: - Matrx Elite E2 / Elite Deep E2 backrest (size of your choice DKA2320 to DKA2350) - Matrx Libra cushion (DKA2720) - Bodypoint® Evoflex® 2-point hip belt (size of your choice DKA7810 to DKA7830)	NC: Seat width 360 mm possible only with depth 400/425 mm, 1310, 1315, 1410, 1420	1105,39	Save 10% by selecting this PACK, i.e. €106,70
SEATING CHOICE					
FRAME					
DKA1040	<input type="checkbox"/>	Frame Angle 75° To The Ground Aluminium	NC : 1475, 1490, 1495, 7240		 Châssis 90° : 1070
DKA1050	<input type="checkbox"/>	Frame Angle 75° To The Ground Aluminium - Tapered Front Frame	NC : 1475, 1490, 1495, 1740, 1745, 1750, 3230, 7240		
DKA1060	<input type="checkbox"/>	Frame Angle 75° To The Ground Aluminium +50Mm	NC : 1410, 1420, 1435, 1740, 1745, 1750, 1755, 1760	145,97	
DKA1070	<input type="checkbox"/>	Frame Angle 90° To The Ground Aluminium	NC : 1475, 1490, 1495, 7240		
DKA1080	<input type="checkbox"/>	Frame Angle 90° To The Ground Aluminium - Tapered Front Frame	NC : 1475, 1490, 1495, 1740, 1745, 1750, 3230, 5300, 5350, 5400, 5450, 5500, 7240		
DKA1090	<input type="checkbox"/>	Frame Angle 90° To The Ground Aluminium +50 Mm	NC : 1410, 1420, 1435, 1740, 1745, 1750, 1755, 1760	145,97	

SUSPENSION				
DKA1200	<input type="checkbox"/>	40 - 65 kg	NC : 1310, 1350, 1355, 1410, 1520, 1815, 1820, 1825, 1830, 1835, 6030, 6040, 6420, 6430, 6950	336,49
DKA1210	<input type="checkbox"/>	65 - 85 kg	NC : 1310, 1350, 1355, 1410, 1520, 1815, 1820, 1825, 1830, 1835, 6030, 6040, 6420, 6430, 6950	336,49
DKA1220	<input type="checkbox"/>	85 - 100 kg	NC : 1310, 1350, 1355, 1410, 1520, 1815, 1820, 1825, 1830, 1835, 6030, 6040, 6420, 6430, 6950	336,49
SEAT WIDTH (SW)				
DKA1310	<input type="checkbox"/>	320 mm	NC : 2000, 2050, 2300 to 2357, 2610, 2630, 2710, 2720, 2740, 2742, 2744, 2746, 2748, 3405, 3420	○
DKA1315	<input type="checkbox"/>	340 mm	NC : 2300 to 2357, 2710, 2720, 2740, 2742, 2744, 2746, 2748, 3405, 3420	○
DKA1320	<input type="checkbox"/>	360 mm	NC : 2364, 2366, 2368, 2372, 2710, 2742, 2744, 2746, 2748	○
DKA1325	<input type="checkbox"/>	380 mm	NC : 2366, 2368, 2370, 2372	○
DKA1330	<input type="checkbox"/>	400 mm	NC : 2360, 2366, 2368, 2370, 2372	○
DKA1335	<input type="checkbox"/>	420 mm	NC : 2360, 2362, 2368, 2370, 2372	○
DKA1340	<input type="checkbox"/>	440 mm	NC : 2210, 2360, 2362, 2364, 2370, 2372, 2630, 2740, 2742	○
DKA1345	<input type="checkbox"/>	460 mm	NC : 2210, 2360, 2362, 2364, 2372, 2630, 2740, 2742, 2744	○
DKA1350	<input type="checkbox"/>	480 mm	NC : 2210, 2300, 2305, 2310, 2315, 2345, 2360, 2362, 2364, 2366, 2630, 2740, 2742, 2744, 3230	○
DKA1355	<input type="checkbox"/>	500 mm	NC : 2210, 2300, 2305, 2310, 2315, 2345, 2360, 2362, 2364, 2366, 2368, 2630, 2740, 2742, 2744, 2746, 3210, 3230	○
SEAT DEPTH (SD)				
DKA1410	<input type="checkbox"/>	350 mm	NC : 1500, 1510, 2630, 2710, 2720, 2740 to 2746, 2748, 2860, 7810, 7820, 7830	○
DKA1420	<input type="checkbox"/>	375 mm	NC : 2710, 2720, 2742, 2744, 2746, 2748, 7810, 7820, 7830	○
DKA1435	<input type="checkbox"/>	400 mm		○
DKA1450	<input type="checkbox"/>	425 mm	NC : 2740, 2746	○
DKA1465	<input type="checkbox"/>	450 mm	NC : 2630, 2740, 2742	○
DKA1475	<input type="checkbox"/>	475 mm	NC : 2630, 2740, 2742, 2744, 2748	○
DKA1490	<input type="checkbox"/>	500 mm	NC : 2630, 2710, 2740, 2742, 2744, 2746, 2748	○
DKA1495	<input type="checkbox"/>	525 mm	NC : 2610, 2630, 2710, 2740, 2742, 2744, 2746, 2748	○
SEAT POSITION (SP)				
DKA1500	<input type="checkbox"/>	Position 1 = 140 mm (MOST active)		○
DKA1510	<input type="checkbox"/>	Position 2 = 125 mm		○
DKA1520	<input type="checkbox"/>	Position 3 = 110 mm		◆
DKA1530	<input type="checkbox"/>	Position 4 = 95 mm		○
DKA1540	<input type="checkbox"/>	Position 5 = 80 mm (MOST stable)		○





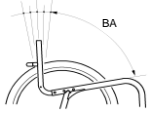





BACK HEIGHT (BH)							
DKA1605	<input type="checkbox"/>	270 mm			NC : 2150, 2240, 2430, 0703, 7600	○	
DKA1610	<input type="checkbox"/>	285 mm			NC : 2150, 2240, 7600	○	
DKA1615	<input type="checkbox"/>	300 mm	DKA1620	<input type="checkbox"/>	315 mm	NC : 2150, 2240, 7600	○
DKA1625	<input type="checkbox"/>	330 mm	DKA1630	<input type="checkbox"/>	345 mm	NC : 2150, 2240, 7600	○
DKA1635	<input type="checkbox"/>	360 mm				NC : 2150, 2210, 2240, 7600	○
DKA1640	<input type="checkbox"/>	375 mm				NC : 2150, 2210, 2240, 7600	◆
DKA1645	<input type="checkbox"/>	390 mm				NC : 2150, 2210, 2240, 7600	○
DKA1650	<input type="checkbox"/>	405 mm	DKA1655	<input type="checkbox"/>	420 mm	NC : 2150, 2210, 2240	○
DKA1660	<input type="checkbox"/>	435 mm	DKA1665	<input type="checkbox"/>	450 mm	NC : 2150, 2210, 2240	○
DKA1670	<input type="checkbox"/>	465 mm	DKA1675	<input type="checkbox"/>	480 mm	NC : 2150, 2210, 2240	○
Front seat height (FSTF) - see table 1 of front wheel compatibility and front seat height							
DKA1740	<input type="checkbox"/>	450 mm				NC : 5300, 5350, 5400, 5450, 5500	○
DKA1745	<input type="checkbox"/>	460 mm				NC : 5300, 5350, 5400, 5450, 5500	○
DKA1750	<input type="checkbox"/>	470 mm					○
DKA1755	<input type="checkbox"/>	480 mm					○
DKA1760	<input type="checkbox"/>	490 mm					○
DKA1765	<input type="checkbox"/>	500 mm					◆
DKA1770	<input type="checkbox"/>	510 mm					○
DKA1775	<input type="checkbox"/>	520 mm					○
REAR SEAT-TO-FLOOR (RSTF)							
DKA1815	<input type="checkbox"/>	390 mm				NC : 3490, 3495, 6030, 6040, 6420, 6430	○
DKA1820	<input type="checkbox"/>	400 mm				NC : 3490, 3495, 6030, 6040, 6430	○
DKA1825	<input type="checkbox"/>	410 mm				NC : 3490, 3495	○
DKA1830	<input type="checkbox"/>	420 mm					○
DKA1835	<input type="checkbox"/>	430 mm					◆
DKA1840	<input type="checkbox"/>	440 mm	DKA1845	<input type="checkbox"/>	450 mm		○
DKA1850	<input type="checkbox"/>	460 mm	DKA1855	<input type="checkbox"/>	470 mm		○
DKA1860	<input type="checkbox"/>	480 mm					○
DKA1865	<input type="checkbox"/>	490 mm				NC : 6410	○
LOWER LEG LENGTH (LLL) - FOR LLL < 390MM AND DEPENDING ON CONFIGURATION, FOOTPLATE MAY BE UPMOUNTED, SEE TABLE 2							
DKA1918	<input type="checkbox"/>	290 mm					○
DKA1920	<input type="checkbox"/>	300 mm	DKA1922	<input type="checkbox"/>	310 mm		○
DKA1924	<input type="checkbox"/>	320 mm	DKA1926	<input type="checkbox"/>	330 mm		○
DKA1928	<input type="checkbox"/>	340 mm	DKA1930	<input type="checkbox"/>	350 mm		○
DKA1932	<input type="checkbox"/>	360 mm	DKA1934	<input type="checkbox"/>	370 mm		○
DKA1936	<input type="checkbox"/>	380 mm	DKA1938	<input type="checkbox"/>	390 mm		○
DKA1940	<input type="checkbox"/>	400 mm	DKA1942	<input type="checkbox"/>	410 mm		○
DKA1944	<input type="checkbox"/>	420 mm					○
DKA1946	<input type="checkbox"/>	430 mm					◆
DKA1948	<input type="checkbox"/>	440 mm	DKA1950	<input type="checkbox"/>	450 mm		○
DKA1952	<input type="checkbox"/>	460 mm	DKA1954	<input type="checkbox"/>	470 mm		○
DKA1956	<input type="checkbox"/>	480 mm					○
BACKREST							
BACKREST MATERIAL							
DKA2000	<input type="checkbox"/>	Aluminium				NC : SW 320 mm	◆
DKA2050	<input type="checkbox"/>	Titanium = - 80 g (with aluminum push handles)				NC : SW 320 mm, 2150, 2430, 7600	345,02
BACKREST TYPE							
DKA2100	<input type="checkbox"/>	Standard				NC : 2240, 2300 to 2357, 2440	◆
DKA2150	<input type="checkbox"/>	BACKREST WITH LOWER BACKBRACE, BACKREST TUBES HEIGHT IS 285 MM				NC : 2210, 2220, 2230, 2430	○







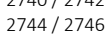



BACK UPHOLSTERY					
DKA2210	<input type="checkbox"/>	LIGHT BACK UPHOLSTERY	NC : 2300 to 2357, 2430, 2440 and SW > 420 mm / BH > 345 mm	178,20	 2230
DKA2220	<input type="checkbox"/>	TENSION ADJUSTABLE PREMIUM BLACK BACK UPHOLSTERY WITH LOOP BANDS	NC : 2300 to 2357, 2440	◆	
DKA2230	<input type="checkbox"/>	AERO BACK, TENSION ADJUSTABLE	NC : 2300 to 2357, 2440	258,77	
DKA2240	<input type="checkbox"/>	WITHOUT BACKREST UPHOLSTERY, SELECT IF YOU WANT TO MOUNT POSITIONNING BACKRESTS SUCH AS MATRX		○	
UNIQUE - BACK UPHOLSTERY STITCHING COLOUR - Only for Aero Back upholstery					
UKA2241	<input type="checkbox"/>	NEON YELLOW		101,42	
UKA2242	<input type="checkbox"/>	NEON PINK		101,42	
UKA2243	<input type="checkbox"/>	BLUE		101,42	
UKA2244	<input type="checkbox"/>	WHITE		101,42	
UKA2245	<input type="checkbox"/>	RED		101,42	
UKA0002	<input type="checkbox"/>	"Your personal color": <i>Please contact our customers service</i>		On Request	
UNIQUE - BACK UPHOLSTERY - EMBROIDERY - Only for Aero Back upholstery					
UKA2246	<input type="checkbox"/>	SMILEY		218,01	
UKA2248	<input type="checkbox"/>	TRAVELER		218,01	
UKA2249	<input type="checkbox"/>	SAKURA BEAUTY		218,01	
UKA2250	<input type="checkbox"/>	FANNY CACTUS		218,01	
UKA2251	<input type="checkbox"/>	KUSCHALL LOGO: <i>Please contact our customers service</i>		On Request	
UKA0003	<input type="checkbox"/>	"Your personal design": <i>Please contact our customers service - Provide the wished design in .ai / .pdf or .png format</i>		On request	
UNIQUE - BACK UPHOLSTERY - FLOCKING - Only for Aero Back upholstery					
UKA2253	<input type="checkbox"/>	SMILEY		118,48	
UKA2255	<input type="checkbox"/>	TRAVELER		118,48	
UKA2256	<input type="checkbox"/>	SAKURA BEAUTY		118,48	
UKA2257	<input type="checkbox"/>	FANNY CACTUS		118,48	
UKA2259	<input type="checkbox"/>	PAINT STAIN		118,48	
UKA0004	<input type="checkbox"/>	"Your personal color": <i>Please contact our customers service - Provide the wished design in .ai / .pdf or .png format</i>		On Request	
MATRIX BACKRESTS - HEIGHT REFERS TO ACTUAL HEIGHT OF THE MATRIX BACKREST, NOT POSSIBLE WITH SW ≤ 340 MM - Matrx MX2 backrest user max. weight 114 kg					
DKA2300	<input type="checkbox"/>	Matrx MX2, Height 150 Mm With Quick Release Hardware	NC : 2370, 2372	927,01	 2300, 2305, 2310, 2315
DKA2305	<input type="checkbox"/>	Matrx MX2, Height 230 Mm With Quick Release Hardware	NC : 2370, 2372	927,01	
DKA2310	<input type="checkbox"/>	Matrx MX2, Height 305 Mm With Quick Release Hardware	NC : 2370, 2372	927,01	
DKA2315	<input type="checkbox"/>	Matrx MX2, Height 405 Mm With Quick Release Hardware	NC : 2370, 2372	927,01	
DKA2316	<input type="checkbox"/>	Elite Deep E2 , Height 160 Mm With Mini-Set Mounting Hardware		717,54	
DKA2317	<input type="checkbox"/>	Elite Deep E2 , Height 210 Mm With Mini-Set Mounting Hardware		717,54	
DKA2318	<input type="checkbox"/>	Elite Deep E2 , Height 260 Mm With Mini-Set Mounting Hardware		717,54	
DKA2320	<input type="checkbox"/>	Elite Deep E2 , Height 310 Mm With Mini-Set Mounting Hardware		717,54	
DKA2322	<input type="checkbox"/>	Elite Deep E2, Height 360 Mm With Mini-Set Mounting Hardware		717,54	
DKA2325	<input type="checkbox"/>	Elite Deep E2, Height 410 Mm With Mini-Set Mounting Hardware		717,54	
DKA2330	<input type="checkbox"/>	Elite Deep E2, Height 460 Mm With Easy-Set Mounting Hardware		717,54	

MX2: only 140g more than a tension-adjustable backrest!

DKA2331	<input type="checkbox"/>	Elite Deep E2, Height 510 Mm With Easy-Set Mounting Hardware		717,54	 2316 to 2331	
DKA2332	<input type="checkbox"/>	Elite E2, Height 160 Mm With Mini-Set Mounting Hardware		717,54		
DKA2334	<input type="checkbox"/>	Elite E2, Height 210 Mm With Mini-Set Mounting Hardware		717,54		
DKA2335	<input type="checkbox"/>	Elite E2, Height 260 Mm With Mini-Set Mounting Hardware		717,54		
DKA2340	<input type="checkbox"/>	Elite E2, Height 310 Mm With Mini-Set Mounting Hardware		717,54		
DKA2345	<input type="checkbox"/>	Elite E2, Height 360 Mm With Mini-Set Mounting Hardware		717,54	 2332 to 2357	
DKA2350	<input type="checkbox"/>	Elite E2, Height 410 Mm With Mini-Set Mounting Hardware		717,54		
DKA2355	<input type="checkbox"/>	Elite E2, Height 460 Mm With Easy-Set Mounting Hardware		717,54		
DKA2357	<input type="checkbox"/>	Elite E2, Height 510 Mm With Easy-Set Mounting Hardware		717,54		
MATRIX BACKRESTS WIDTH CHOICE - See Table 3						
DKA2360	<input type="checkbox"/>	360 mm - indicative bust 265 mm		<input type="radio"/>		
DKA2362	<input type="checkbox"/>	380 mm - indicative bust 290 mm		<input type="radio"/>		
DKA2364	<input type="checkbox"/>	410 mm - indicative bust 315 mm		<input type="radio"/>		
DKA2366	<input type="checkbox"/>	430 mm - indicative bust 340 mm		<input type="radio"/>		
DKA2368	<input type="checkbox"/>	460 mm - indicative bust 370 mm		<input type="radio"/>		
DKA2370	<input type="checkbox"/>	480 mm - indicative bust 390 mm		<input type="radio"/>		
DKA2372	<input type="checkbox"/>	510 mm - indicative bust 420 mm		<input type="radio"/>		
PUSH HANDLES						
DKA2400	<input type="checkbox"/>	WITHOUT PUSH HANDLES		<input type="radio"/>	 2430  2450	
DKA2410	<input type="checkbox"/>	PUSH HANDLES FIXED, SHORT		<input type="radio"/>		
DKA2420	<input type="checkbox"/>	PUSH HANDLES FIXED, LONG		<input type="radio"/>		
DKA2430	<input type="checkbox"/>	HEIGHT ADJUSTABLE, REAR SET	NC : BH 285 mm to 330 mm + 3480, 3480	212,32		
DKA2440	<input type="checkbox"/>	HEIGHT ADJUSTABLE, INTEGRATED		254,03		
DKA2450	<input type="checkbox"/>	FOLDABLE PUSH HANDLES	NC : BH 315 mm to 330 mm + 3480	213,27		
BACKREST ANGLE (BA)						
DKA2520	<input type="checkbox"/>	78°		<input type="radio"/>		
DKA2540	<input type="checkbox"/>	82°		<input type="radio"/>		
DKA2560	<input type="checkbox"/>	86°		<input type="radio"/>		
DKA2580	<input type="checkbox"/>	90°	DKA2590 <input type="checkbox"/>	94°		<input type="radio"/>
SEAT UPHOLSTERY						
DKA2600	<input type="checkbox"/>	STANDARD SEAT UPHOLSTERY - CENTRAL LOOP BAND		<input type="radio"/>	 2600  2630  2610	
DKA2610	<input type="checkbox"/>	TENSION ADJUSTABLE WITH ONE CENTRAL LOOP BAND		92,89		
DKA2630	<input type="checkbox"/>	LIGHT SEAT UPHOLSTERY		66,35		
UNIQUE - SEAT UPHOLSTERY STITCHING COLOUR						
UKA2602	<input type="checkbox"/>	NEON YELLOW		118,48		
UKA2603	<input type="checkbox"/>	NEON PINK		118,48		
UKA2604	<input type="checkbox"/>	BLUE		118,48		
UKA2605	<input type="checkbox"/>	WHITE		118,48		
UKA2606	<input type="checkbox"/>	RED		118,48		
UKA0005	<input type="checkbox"/>	"Your personal color": <i>Please contact our customers service</i>		<i>On Request</i>		

SEATING






SEAT CUSHION

DKA2700	<input type="checkbox"/>	STANDARD SEAT CUSHION,60 MM, DOUBLE FOAM WITH VISCO TOP	NC : 2810, 2820, 2830, 2840, 2850	101,42	 2700
DKA2710	<input type="checkbox"/>	FLO-TECH LITE	NC : 2810, 2820, 2830, 2840, 2850	118,48	 2710
DKA2720	<input type="checkbox"/>	MATRX LIBRA CUSHION, BLACK SMOOTH COVER	NC : largeur 360 mm possible uniquement avec profondeur 400 and 425 mm	293,84	 2720
DKA2740	<input type="checkbox"/>	CLASSIC VISCO CUSHION 375 X 400 MM	NC : 2810, 2820, 2830, 2840, 2850	76,78	 2740 / 2742
DKA2742	<input type="checkbox"/>	CLASSIC VISCO CUSHION 405 X 400 MM	NC : 2810, 2820, 2830, 2840, 2850	65,40	 2744 / 2746
DKA2744	<input type="checkbox"/>	CLASSIC VISCO CUSHION 405 X 400 MM	NC : 2810, 2820, 2830, 2840, 2850	65,40	 2748
DKA2746	<input type="checkbox"/>	CLASSIC VISCO CUSHION 455 X 400 MM	NC : 2810, 2820, 2830, 2840, 2850	76,78	 2800
DKA2748	<input type="checkbox"/>	CONTOUR VISCO NG CUSHION	NC : 2810, 2820, 2830, 2840, 2850	76,78	 2800
DKA2750	<input type="checkbox"/>	VICAIR ACTIVE O2 CUSHION		683,73	


SEAT BAG

DKA2800	<input type="checkbox"/>	SEAT BAG, CLICK-IN AND REMOVABLE		81,52	
---------	--------------------------	----------------------------------	--	-------	--


MATRX LIBRA CUSHION ACCESSORIES

DKA2810	<input type="checkbox"/>	FLUID SUPPLEMENT SAC (PAIR)		91,00	 2810
DKA2820	<input type="checkbox"/>	TAPERED WEDGE PAIR		41,71	 2820
DKA2830	<input type="checkbox"/>	ABDUCTOR		47,39	 2830
DKA2840	<input type="checkbox"/>	LATERAL SIDE WEDGE		41,71	 2840
DKA2850	<input type="checkbox"/>	ANTERIOR FRONT WEDGE		54,98	 2850

SEAT RIGIDIZER


DKA2860	<input type="checkbox"/>	SEAT RIGIDIZER	(Mandatory: choose a seat cushion)	56,87	 2860
---------	--------------------------	----------------	------------------------------------	-------	--

SEAT UPHOLSTERY BAGS


DKA2910	<input type="checkbox"/>	BIG BAG - TO FIX UNDER THE SEAT		61,61	 2860
---------	--------------------------	---------------------------------	--	-------	--

FOOTREST

FOOTREST TYPE (TUBE / PLATE)

DKA3200	<input type="checkbox"/>	FOOTREST TUBE, RIGID - ALUMINIUM NEW PROFILE		◆	 3200
DKA3210	<input type="checkbox"/>	FOOTREST TUBE, RIGID - TITANIUM		246,45	
DKA3220	<input type="checkbox"/>	CARBON FOOTPLATE, ANGLE ADJUSTABLE	NC : 3290	264,45	
DKA3230	<input type="checkbox"/>	FOOTPLATE FLIP-UP TO SIDE, ANGLE ADJUSTABLE NOT POSSIBLE WITH TAPERED FRAME	NC : 3290	458,77	

FOOTREST COVER

DKA3290	<input type="checkbox"/>	FOOTREST COVER		113,74	 3305
---------	--------------------------	----------------	--	--------	--

CALF STRAP MOUNTED ON THE FRAME

DKA3300	<input type="checkbox"/>	CALF STRAP MOUNTED ON THE FRAME		◆	
DKA3305	<input type="checkbox"/>	CALF STRAP WITH BRACKET SUPPORT		76,78	

CLOTHES GUARDS / MUDGUARDS				
CLOTHES GUARDS				
DKA3405	<input type="checkbox"/>	ECONOMY CLOTHES GUARDS, FLIP-BACK - NEW PART		◆
DKA3420	<input type="checkbox"/>	CARBON CLOTHES GUARDS, FLIP BACK - NEW DESIGN		167,77
MUDGUARDS				
DKA3440	<input type="checkbox"/>	CARBON MUDGUARDS, REMOVABLE- NEW DESIGN	NC : 3490, 3495	336,49
DKA3450	<input type="checkbox"/>	ECONOMY MUDGUARDS, REMOVABLE - NEW DESIGN	NC : 3490, 3495	○
UNIQUE - CUSTOM TRANSPARENT COLORS - Only for economy clothes guards				
UKA3422	<input type="checkbox"/>	TRANSPARENT		520,38
UKA3423	<input type="checkbox"/>	TRANSPARENT BLUE		745,02
UKA3424	<input type="checkbox"/>	NEON YELLOW		745,02
UKA3425	<input type="checkbox"/>	NEON ORANGE		745,02
UKA3426	<input type="checkbox"/>	NEON RED		745,02
UKA0006	<input type="checkbox"/>	"Your personal color": Please contact our customers service		On Request
UKA0007	<input type="checkbox"/>	"Your personal design": Please contact our customers service -Provide the wished design in .ai / .pdf or .eps format		On Request
ARMREST / SIDEREST				
DKA3480	<input type="checkbox"/>	TUBULAR ARMREST, NON-LOCKING, HEIGHT ADJUSTABLE, REMOVABLE, SWING-AWAY, COMFORT PADDED	NC : BH < 315 mm + 2450, BH <315 + 2430, 6950	264,45
DKA3490	<input type="checkbox"/>	SIDEREST, HEIGHT ADJUSTABLE, SHORT, NON-LOCKING	NOT POSSIBLE WITH RSTF < 420 MM	253,08
DKA3495	<input type="checkbox"/>	SIDEREST, HEIGHT ADJUSTABLE, LONG, NON-LOCKING	NOT POSSIBLE WITH RSTF < 420 MM	277,73
FRAME				
FRAME COLOR				
DKA4000	<input type="checkbox"/>	SPACE BLACK (RAL 9005)		○
DKA4010	<input type="checkbox"/>	ANTHRACITE GREY (RAL 7016)		○
DKA4020	<input type="checkbox"/>	PURE WHITE (RAL 9016)	NC : 4220	○
DKA4030	<input type="checkbox"/>	CARMINE RED (RAL 3002)		○
DKA4040	<input type="checkbox"/>	AZURE BLUE (RAL 5017)		○
DKA4060	<input type="checkbox"/>	FLASHY YELLOW (RAL 1016)		216,11
DKA4100	<input type="checkbox"/>	BLACK GLOSSY (RAL 9005)		216,11
DKA4130	<input type="checkbox"/>	SILVER GREY (RAL 9006)		216,11
DKA4145	<input type="checkbox"/>	PEARL NIGHT BLUE	NEW	216,11
DKA4150	<input type="checkbox"/>	RUBY RED (RAL 3003)		216,11
DKA4170	<input type="checkbox"/>	DYNAMITE ORANGE - specific color mix, no RAL definition		216,11
DKA4180	<input type="checkbox"/>	FOREST GREEN (RAL 6029)		216,11
UKA4101	<input type="checkbox"/>	DIAMOND SILVER		750,71
UKA4102	<input type="checkbox"/>	PASTEL GREEN		750,71
UKA4103	<input type="checkbox"/>	SKY BLUE		750,71
UKA4104	<input type="checkbox"/>	PLUM PURPLE		750,71
UKA4105	<input type="checkbox"/>	SALMON		750,71
DHA4070	<input type="checkbox"/>	ATOMIC VIOLET - specific color mix, no RAL definition		On quote
UKA0008	<input type="checkbox"/>	Special colors on demand only : - Manufacturing time + 10 days: for a color already offered on the other ranges of Invacare manual wheelchairs. WHERE - Manufacturing time + 15 days: for any other request (subject to feasibility) - specify RAL number		750,71
UNIQUE - CERAMIC GLAZE FINISH				
UKA4066	<input type="checkbox"/>	CERAMIC GLAZE FINISH (ONLY FOR UKA**** COLOURS)		643,60
STYLING				
DKA4190	<input type="checkbox"/>	BOLD	NC : 4300, 4310	64,45
DKA4195	<input type="checkbox"/>	TAG	NC : 4200 to 4250	◆



3440



3440



3480



3490

EXTRA LEAD TIME +10 DAYS



BOLD



TAG


BOLD COLOR			
DKA4200	<input type="checkbox"/>	BLACK	○
DKA4210	<input type="checkbox"/>	DARK GREY	○
DKA4220	<input type="checkbox"/>	LIGHT GREY	○
DKA4230	<input type="checkbox"/>	RED	○
DKA4240	<input type="checkbox"/>	BLUE	○
DKA4250	<input type="checkbox"/>	GOLD	○
UKA4252	<input type="checkbox"/>	NEON YELLOW	161,14
UKA4253	<input type="checkbox"/>	NEON GREEN	161,14
UKA4254	<input type="checkbox"/>	NEON ORANGE	161,14
UKA4255	<input type="checkbox"/>	NEON PINK	161,14
UKA4256	<input type="checkbox"/>	NEON RED	161,14
UKA0009	<input type="checkbox"/>	"Your personal color": Please contact customers service	On Request
TAG COLOR			
DKA4300	<input type="checkbox"/>	BLACK	○
DKA4310	<input type="checkbox"/>	RED	○
FRONT WHEELS			
DKA5000	<input type="checkbox"/>	3" SUPERSPORT	○
DKA5050	<input type="checkbox"/>	4" EVERYDAY WHEEL WITH BLACK TYRE	◆
DKA5100	<input type="checkbox"/>	4" COMFORT WHEEL WITH BLACK TYRE	○
DKA5150	<input type="checkbox"/>	4" STAREC BLACK HUB, BLACK TYRE	75,83
DKA5200	<input type="checkbox"/>	4" FROGLEGS FRONT WHEEL WITH BLACK HUB, BLACK TYRE	Select the Froglegs front wheels with black hub (DKA5200) to access UNIQUE anodizations 121,33
DKA5250	<input type="checkbox"/>	4" FROGLEGS FRONT WHEEL WITH SILVER HUB, BLACK TYRE	121,33
DKA5300	<input type="checkbox"/>	5" EVERYDAY WITH BLACK RUBBER HUB, BLACK TYRE	○
DKA5350	<input type="checkbox"/>	5" COMFORT WHEEL BLACK RUBBER HUB, BLACK TYRE	○
DKA5400	<input type="checkbox"/>	5" STAREC BLACK HUB, BLACK TYRE	103,32
DKA5450	<input type="checkbox"/>	5" FROGLEGS FRONT WHEEL WITH BLACK HUB, BLACK TYRE	Select the Froglegs front wheels with black hub (DKA5450) to access UNIQUE anodizations 147,87
DKA5500	<input type="checkbox"/>	5" FROGLEGS FRONT WHEEL WITH SILVER HUB, BLACK TYRE	147,87
UNIQUE - FROGLEGS HUB COLOURS			
UKA5502	<input type="checkbox"/>	PINK	98,58
UKA5504	<input type="checkbox"/>	ORANGE	98,58
UKA5506	<input type="checkbox"/>	BLUE	98,58
UKA5507	<input type="checkbox"/>	VIOLET	98,58
UKA5508	<input type="checkbox"/>	RED	98,58
UKA5509	<input type="checkbox"/>	GOLD	98,58
UNIQUE - CERAMIC BEARING			
UKA5510	<input type="checkbox"/>	CERAMIC BEARING	98,58
REAR WHEEL FIXATION			
DKA6020	<input type="checkbox"/>	STANDARD REAR WHEEL POSITION	NC : 6100 to 6140, 6230, 6240 ◆
DKA6030	<input type="checkbox"/>	LIGHT REAR WHEEL EXTENSION (POSITION 1 TO 3)	NC : 6070, 6130, 6140, 6230, 6240 252,13
DKA6040	<input type="checkbox"/>	REAR WHEEL EXTENSION (5 POSITIONS)	NC : 6070 320,38
CAMBER AXLE TYPE - 1st AXLE			
DKA6050	<input type="checkbox"/>	VARIO-AXE, ADJUSTABLE CAMBER 1 / 3 / 7 / 10°	NC : 6200, 6210, 6220, 6270, 6950, 7230 491,00
DKA6060	<input type="checkbox"/>	STANDARD AXLE	◆
DKA6070	<input type="checkbox"/>	CARBON AXLE	NC : 6950 176,30
POSITION OF 1st AXLE			
DKA6100	<input type="checkbox"/>	1 (compulsory for the use of a 2nd axle)	○
DKA6110	<input type="checkbox"/>	2	NC : 6230, 6240 ○
DKA6120	<input type="checkbox"/>	3	NC : 6230, 6240 ◆
DKA6130	<input type="checkbox"/>	4	NC : 6230, 6240 ○
DKA6140	<input type="checkbox"/>	5	NC : 6230, 6240 ○



5000



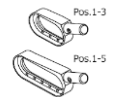
5200 / 5250 / 5450 / 5500



5350



5050 / 5300



CAMBER ANGLE 1st AXLE				
DKA6200	<input type="checkbox"/>	0°	NC : 6270	○
DKA6210	<input type="checkbox"/>	3°		◆
DKA6220	<input type="checkbox"/>	6°	NC : 6240, 6250, 6950	○
SECOND CAMBER AXLE TYPE - SECOND AXLE ONLY IN THE 5TH POSITION FROM THE FRONT				
DKA6230	<input type="checkbox"/>	STANDARD	NC : 6950	252,13
DKA6240	<input type="checkbox"/>	VARIO-AX, ADJUSTABLE CAMBER 1 / 3 / 7 / 10°	NC : 6250, 6260, 6270, 6950, 7230	491,00
CAMBER ANGLE 2nd AXLE - MAX. 3° CAMBER DIFFERENCE WITH 1ST AXLE ; IF ONLY ONE OF THE AXLES IS A VARIO-AX, 2ND AXLE ONLY IN 0 OR 3°				
DKA6250	<input type="checkbox"/>	0°		○
DKA6260	<input type="checkbox"/>	3°		○
DKA6270	<input type="checkbox"/>	6°		○
QUAD RELEASE AXLE				
DKA6300	<input type="checkbox"/>	TETRA-CLIP	NC : 6550, 6950	143,13
REAR WHEELS SIZE (see the possible diameters per wheel in Type of rear wheels)				
DKA6410	<input type="checkbox"/>	24"		◆
DKA6420	<input type="checkbox"/>	25"	NC : 6500, 6510, 6600, 6610, 6630, 6660, 6680, 6700, 6710, 6720, 6760, 6770, 6900, 6910, 6950	○
DKA6430	<input type="checkbox"/>	26"	NC : 6500, 6520, 6550, 6600, 6610, 6630, 6660, 6720, 6740, 6750, 6760, 6770, 6950, 7240	516,59
REAR WHEELS TYPE				
DKA6500	<input type="checkbox"/>	24" ACTIVE WHEELS (BLACK RIM, HUB AND RADIAL SPOKING INCL. ALU HANDRIMS)	24" NC : All handrims, 6680, 6900, 6910	◆
DKA6510	<input type="checkbox"/>	KUSCHALL STAREC HUB (BLACK RIM AND HUB, BLACK CROSS SPOKING)	24", 26"	○
DKA6520	<input type="checkbox"/>	HIGH PERFORMANCE (BLACK RIM, BLACK STAREC HUB, BLACK CROSS SPOKING)	24", 25" NC : 6660	533,65
DKA6550	<input type="checkbox"/>	SPINERGY LXX (BLACK RIM, HUB AND RADIAL SPOKING)	24", 25" NC : 6660, 6910	771,56
UKA6551	<input type="checkbox"/>	SPINERGY LITE EXTREME LX - 680g per wheel	24", 25"	1060,66
UKA6552	<input type="checkbox"/>	SPINERGY LITE EXTREME X-LACED XLX - 660g per wheel	24", 25"	1140,28
UKA6553	<input type="checkbox"/>	SPINERGY X-LACED SPORT LITE EXTREME XSLX - 757g per wheel	24", 25"	1206,64
UKA6554	<input type="checkbox"/>	SPINERGY CARBON FIBER CLX - 570g per wheel	24", 25"	1358,26
UNIQUE - RIM ANODIZED COLOURS				
UKA6557	<input type="checkbox"/>	BLUE		162,09
UKA6558	<input type="checkbox"/>	GOLD		162,09
UKA6559	<input type="checkbox"/>	GREEN		162,09
UKA6560	<input type="checkbox"/>	ORANGE		162,09
UKA6561	<input type="checkbox"/>	RED		162,09
UKA6562	<input type="checkbox"/>	VIOLET		162,09
UNIQUE - HUB ANODIZED COLOURS				
UKA6563	<input type="checkbox"/>	BLUE		162,09
UKA6564	<input type="checkbox"/>	GOLD		162,09
UKA6565	<input type="checkbox"/>	SILVER GREY (RAL 9006)		162,09
UKA6566	<input type="checkbox"/>	GREEN		162,09
UKA6567	<input type="checkbox"/>	ORANGE		162,09
UKA6568	<input type="checkbox"/>	RED		162,09
UKA6569	<input type="checkbox"/>	VIOLET		162,09



6300

UNIQUE - SPOKE COLOURS				
UKA6570	<input type="checkbox"/>	BLUE		162,09
UKA6571	<input type="checkbox"/>	GREEN		162,09
UKA6572	<input type="checkbox"/>	ORANGE		162,09
UKA6573	<input type="checkbox"/>	PINK		162,09
UKA6574	<input type="checkbox"/>	RED		162,09
UKA6575	<input type="checkbox"/>	VIOLET		162,09
UKA6576	<input type="checkbox"/>	WHITE		162,09
UKA6577	<input type="checkbox"/>	YELLOW		162,09
UNIQUE - CERAMIC BEARING				
UKA6579	<input type="checkbox"/>	CERAMIC BEARING		332,70
REAR WHEEL TYRE				
DKA6600	<input type="checkbox"/>	MAXXIS LITE GUARD BLACK TYRE (puncture protection)	24"	◆
DKA6625	<input type="checkbox"/>	MAXXIS ALPHA PROTECT BLACK TYRE (puncture protection)	24"	72,04
DKA6630	<input type="checkbox"/>	MBL SPEEDLITE (puncture protection)	24"	72,04
DKA6660	<input type="checkbox"/>	SOLID TYRE, BLACK	24" NC : 6680, 7230	72,04
HANDRIMS				
DKA6700	<input type="checkbox"/>	ANTI-SLIP DIST. 3 CM ADJUSTABLE 4CM	24", 26"	142,18
DKA6710	<input type="checkbox"/>	STEEL, DIST. 3 CM ADJUSTABLE 4CM	24", 26"	113,74
DKA6720	<input type="checkbox"/>	TITANIUM, DIST. 3 CM ADJUSTABLE 4CM	24"	277,73
DKA6740	<input type="checkbox"/>	CARBOLIFE GEKKO, WITH ANTI-SLIP DIST. 3 CM ADJUSTABLE 4CM	24", 25"	373,46
DKA6750	<input type="checkbox"/>	CARBOLIFE GEKKO S, WITH ANTI-SLIP DIST. 3 CM ADJUSTABLE 4CM	24", 25"	373,46
DKA6760	<input type="checkbox"/>	CARBOLIFE CURVE L WITH ERGONOMIC PROFILE DIST. 3 CM ADJUSTABLE 4CM	24"	282,46
DKA6770	<input type="checkbox"/>	CARBOLIFE QUADRO, WITH ERGONOMIC PROFILE DIST. 3 CM ADJUSTABLE 4CM	24"	373,46
DKA6780	<input type="checkbox"/>	LIGHT ALU, GREY, DIST. 3 CM ADJUSTABLE 4CM	24", 25", 26"	◆
DKA6790	<input type="checkbox"/>	LIGHT ALU, BLACK, DIST. 3 CM ADJUSTABLE 4CM	24", 25", 26"	○
SPOKE GUARDS				
DKA6900	<input type="checkbox"/>	Transparent	24", 26"	200,95
DKA6910	<input type="checkbox"/>	Black	24", 26"	200,95



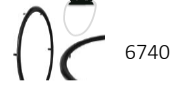
6790 6760



6700 6710




6720



6740

ALBER ADD-ON KIT - 2 ALBER ANTI-TIPPERS INCLUDED / ONLY FOR 24" REAR WHEELS			
ALBER ADDS ON KIT + 3° CAMBER AXLE : MAX USER WEIGHT 100 Kg			
DKA6950	<input type="checkbox"/>	E-MOTION & TWION M25 ADAPTER PLATE	NC : 7500, 7510, 7520, 8200, 8210, 8300 579,15
<i>Tip : for perfect compatibility of the brakes with the manual wheels, we advise you to equip them with the same coating as the motorized wheels.</i>			
UNIQUE CUSTOMIZATION			
UKA6960	<input type="checkbox"/>	UNIQUE - CUSTOM COLOURS FORKS AND BEARING	197,16
UKA6961	<input type="checkbox"/>	UNIQUE - CUSTOM COLOURS FORKS, BEARING COVER, BACKREST SUPPORT, SEAT CAPS, BRAKE CLAMPS	551,66
UKA6962	<input type="checkbox"/>	UNIQUE - CUSTOM COLOURS FORKS, BEARING COVER, BACKREST SUPPORT, SEAT CAPS, BRAKE CLAMPS, FOOTREST, CAMBER BAR CLAMPS	779,15
UNIQUE - COLOURS PREMIUM ANODIZATION			
UKA6963	<input type="checkbox"/>	RED	<input type="radio"/>
UKA6964	<input type="checkbox"/>	VIOLET	<input type="radio"/>
UKA6965	<input type="checkbox"/>	COPPER	<input type="radio"/>
UKA6966	<input type="checkbox"/>	GREEN	<input type="radio"/>
UKA6967	<input type="checkbox"/>	ORANGE	<input type="radio"/>
UKA6968	<input type="checkbox"/>	GOLD	<input type="radio"/>
UKA6969	<input type="checkbox"/>	CHAMPAGNE	<input type="radio"/>
UKA6970	<input type="checkbox"/>	PINK	<input type="radio"/>
UKA6971	<input type="checkbox"/>	BLUE	<input type="radio"/>
UKA6972	<input type="checkbox"/>	POLY MIRROR FINISH	<input type="radio"/>
BRAKES			
DKA7210	<input type="checkbox"/>	PUSH BRAKE, LEVER BENT	◆
DKA7230	<input type="checkbox"/>	PERFORMANCE BRAKE	NC : 7300 76,78
DKA7240	<input type="checkbox"/>	ACTIVE BRAKE	NC : 7300 76,78
DKA7250	<input type="checkbox"/>	LIGHT ACTIVE BRAKE	NC : 7300 145,02
BRAKE EXTENSION LEVER			
DKA7300	<input type="checkbox"/>	EXTENSION LEVER FOR STANDARD BRAKE	76,78
SAFETY OPTIONS			
MAX. 2 ADAPTATIONS PER SIDE (ADAPTATIONS=ANTITIPPER, TIPPER AID, CANE HOLDER, TRANSIT WHEELS)			
ANTI TIPPER			
DKA7500	<input type="checkbox"/>	ANTITIPPER TUBE, RIGHT	130,81
DKA7510	<input type="checkbox"/>	ANTITIPPER TUBE, LEFT	130,81
DKA7520	<input type="checkbox"/>	ANTITIPPER TUBE, BOTH SIDES	NC : 8300 261,61
TRANSPORTATION KIT			
DKA7600	<input type="checkbox"/>	TRANSPORTATION KIT (LABELS)	NC : BH ≤ 400 mm, 7800 66,35
BELT			
DKA7800	<input type="checkbox"/>	STANDARD BELT - PLASTIC BUCKLE	42,65
DKA7810	<input type="checkbox"/>	BODYPOINT POSTURE BELT EVOFLEX, 2 POINTS, SMALL, FLAT-MOUNT WITH PUSH BUTTON	217,06
DKA7820	<input type="checkbox"/>	BODYPOINT POSTURE BELT EVOFLEX, 2 POINTS, MEDIUM, FLAT-MOUNT WITH REHAB LATCH	217,06
DKA7830	<input type="checkbox"/>	BODYPOINT POSTURE BELT EVOFLEX, 2 POINTS, LARGE, FLAT-MOUNT WITH REHAB LATCH	217,06
PASSIVE LIGHTS			
DKA7900	<input type="checkbox"/>	PASSIVE LIGHTS, ASSEMBLED	22,75
ATTENDANT OPTIONS			
FRAME PROTECTION			
DKA8010	<input type="checkbox"/>	FRONT FRAME PROTECTION	44,55
CANE HOLDER			
DKA8200	<input type="checkbox"/>	CANE HOLDER, RIGHT	66,35
DKA8210	<input type="checkbox"/>	CANE HOLDER, LEFT	66,35



Evoflex belt adjustable from 35 mm to 125 mm rearward from the front of the seat sling. 6 positions in 15 mm increments



7810 / 7820 / 7830

TRANSIT WHEELS

DKA8300	<input type="checkbox"/>	TRANSIT WHEELS		301,42
OTHERS OPTIONS				
DKA8500	<input type="checkbox"/>	AIR PUMP - NEW	NOT POSSIBLE WITH SW 340 MM	33,18
DKA8550	<input type="checkbox"/>	TOOL KIT		22,75
DKA8650	<input type="checkbox"/>	WHEELS BAG		65,40
DKA8680	<input type="checkbox"/>	24" MOUNTAIN BIKE WHEELS WITH BAG -MOUNTAIN BIKE WHEELS AND TIRES WITH ALU GREY HANDRIMS ; QUICK RELEASE AXLES INCLUDED		646,45
DKA8800	<input type="checkbox"/>	BODYPOINT CALF STRAP		104,27
DKA8850	<input type="checkbox"/>	BODYPOINT MOBILITY BAG		104,27



RAMPS

1440530	<input type="checkbox"/>	Fiberglass Folding Mono Ramp Folded dimensions: 2000 x 230 mm 16.3 kg - maximum capacity: 300 kg		1 787,68
1654128	<input type="checkbox"/>	Basic ramp 2 telescopic parts in aluminum and non-slip coating Folded dimensions: 1210 x 194 mm 8.8 kg per pair - maximum capacity: 270 kg		402,84
1654129	<input type="checkbox"/>	Quick2go Compact 3-part aluminum telescopic ramp with non-slip coating Folded dimensions: 870 x 237 mm 13.6 kg per pair - max. : 260 kg		805,69
1654130	<input type="checkbox"/>	Aluminum Folding Mono Ramp Folded dimensions: 1824 x 714 mm 13.9 kg - maximum capacity: 300 kg		426,54

Table 1
Frame type/angle/length, rear wheel size, front wheel size

Frame	24" rear wheel			25" rear wheel			26" rear wheel		
	front wheel			front wheel			front wheel		
	3"	4"	5"	3"	4"	5"	3"	4"	5"
75° Short	Green	Green	Green	Red	Green	Green	Red	Green	Green
75° Standard	Green	Green	Green	Green	Green	Green	Green	Green	Green
75° +50mm	Green	Green	Green	Green	Green	Green	Green	Green	Green
90° Short	Green	Green	Green	Green	Green	Green	Green	Green	Green
90° Standard	Green	Green	Green	Green	Green	Green	Green	Green	Green
90° +50mm	Green	Green	Green	Green	Green	Green	Green	Green	Green
75° tapered	Green	Green	Green	Green	Green	Green	Green	Green	Green
90° tapered	Green	Green	Green	Green	Green	Green	Green	Green	Green

Table 3
MATRIX BACKREST WIDTH AVAILABLE RANGE RANGE

SEAT WIDTH (SW)	ELITE E2 / ELITE DEEP E2 MATRIX BACKREST WIDTH CHOICE						
	360 MM	380 MM	410 MM	430 MM	460 MM	480 MM	510 MM
320 MM	Red	Red	Red	Red	Red	Red	Red
340 MM	Red	Red	Red	Red	Red	Red	Red
360 MM	Green	Red	Red	Red	Red	Red	Red
380 MM	Green	Green	Red	Red	Red	Red	Red
400 MM	Green	Green	Green	Red	Red	Red	Red
420 MM	Green	Green	Green	Green	Red	Red	Red
440 MM	Green	Green	Green	Green	Green	Red	Red
460 MM	Green	Green	Green	Green	Green	Green	Red
480 MM	Green	Green	Green	Green	Green	Green	Green
500 MM	Green	Green	Green	Green	Green	Green	Green

SEAT WIDTH (SW)	MX2 MATRIX BACKREST WIDTH CHOICE						
	360 MM	380 MM	410 MM	430 MM	460 MM	480 MM	510 MM
320 MM	Red	Red	Red	Red	Red	Red	Red
340 MM	Red	Red	Red	Red	Red	Red	Red
360 MM	Green	Red	Red	Red	Red	Red	Red
380 MM	Green	Green	Red	Red	Red	Red	Red
400 MM	Green	Green	Green	Red	Red	Red	Red
420 MM	Green	Green	Green	Green	Red	Red	Red
440 MM	Green	Green	Green	Green	Green	Red	Red
460 MM	Green	Green	Green	Green	Green	Green	Red
480 MM	Green	Green	Green	Green	Green	Green	Green
500 MM	Green	Green	Green	Green	Green	Green	Green

Table 2 :
Frame type/angle/length, rear wheel size, lower leg length, FSTF, footrest type

Frame	24" rear wheel				25" rear wheel				26" rear wheel			
	FSTF				FSTF				FSTF			
	break	normal	ELC	flip-up	break	normal	ELC	flip-up	break	normal	ELC	flip-up
75° Short	430	330-420	290-420	460	430	330-430	290-430	470	430	330-440	290-440	480
	460	340-430	300-430	470	460	340-440	300-440	480	460	340-450	300-450	490
	470	350-440	310-440	480	470	350-450	310-450	490	470	350-460	310-460	500
75° Standard	430	370-450	330-450	460	430	370-460	330-460	470	430	370-470	330-470	480
	460	380-460	340-460	470	460	380-470	340-470	480	460	380-480	340-480	490
	500	390-470	350-470	510	500	390-480	350-480	520	500	390-490	350-490	530
75° +50mm	500	390-470	350-470	510	500	390-480	350-480	520	500	390-490	350-490	530
	510	400-480	360-480	520	510	400-490	360-490	530	510	400-500	360-500	540
	520	410-490	370-490	530	520	410-500	370-500	540	520	410-510	370-510	550
90° Short	430	330-410	290-410	460	430	330-420	290-420	470	430	330-430	290-430	480
	460	340-420	300-420	470	460	340-430	300-430	480	460	340-440	300-440	490
	470	350-430	310-430	480	470	350-440	310-440	490	470	350-450	310-450	500
90° Standard	430	360-440	340-440	460	430	360-450	340-450	470	430	360-460	340-460	480
	460	370-450	350-450	470	460	370-460	350-460	480	460	370-470	350-470	490
	500	380-460	360-460	510	500	380-470	360-470	520	500	380-480	360-480	530
90° +50mm	500	400-480	380-480	510	500	400-490	380-490	520	500	400-500	380-500	530
	510	410-490	390-490	520	510	410-500	390-500	530	510	410-510	390-510	540
	520	420-500	400-500	530	520	420-510	400-510	540	520	420-520	400-520	550
75° tapered	430	370-450	NC	460	430	370-460	NC	470	430	370-470	NC	480
	460	380-460	NC	470	460	380-470	NC	480	460	380-480	NC	490
	500	390-470	NC	510	500	390-480	NC	520	500	390-490	NC	530
90° tapered	430	390-440	NC	460	430	390-450	NC	470	430	390-460	NC	480
	460	400-450	NC	470	460	400-460	NC	480	460	400-470	NC	490
	500	410-460	NC	510	500	410-470	NC	520	500	410-480	NC	530

