

# Invacare<sup>®</sup> Action<sup>3</sup><sub>NG</sub>

Please contact Invacare EU Export Customer Services on :-  
**Tel : +33 247 626980 ; Email : serviceclient\_export@invacare.com**  
 Or visit our website : [www.invacare.eu.com](http://www.invacare.eu.com)



**Invacare<sup>®</sup> Action<sup>3</sup><sub>NG</sub>**  
 Folding Aluminium Manual Wheelchair



**Description:**

- Weight: from 14.2 kg.
- Maximum user weight: 125 kg.
- 2-year warranty period excluding wear parts

Date :

Purchase Order :

Customer Code :

Distributor Stamp:



Invacare Unique Customization Service  
 Please specify the quote or special production number:

- Please make your selection with a cross in the box       Standard feature       Free of charge option

CODE	DESCRIPTION	NC : Non Compatible NC : 9999 = not compatible with the reference 9999	Euros
CEB0031	<input type="checkbox"/> Invacare <sup>®</sup> Action <sup>3</sup> <sub>NG</sub> - Fixed Backrest		529,85
CEB0036	<input type="checkbox"/> Invacare <sup>®</sup> Action <sup>3</sup> <sub>NG</sub> - Folding Backrest		572,18
CEB0041	<input type="checkbox"/> Invacare <sup>®</sup> Action <sup>3</sup> <sub>NG</sub> - Reclining Backrest		572,18

### FLEXIBLE POSITIONING FILE PACK

On demand	<input type="checkbox"/> Asymmetrically adjustable backrest with 8 straps + 2 repositionable trunk supports + a <b>Matrx Libra</b> seat cushion + a rigid base + a <b>Bodypoint</b> 2-point pelvic belt	Only with 43 cm backrest height	794,76	
-----------	---	---------------------------------	--------	--

### ALBER

CEB0070	<input type="checkbox"/> Bracket For Twion / E-Motion M25 - Including Alber Anti-Tipper	NC : 0310, 0315, 0732, 0832, 1064, 1066, 1073, 1074, 1082, 1170, 1185, 1201, 1280, 1320, 1330, 1345, 1365, 1370, 1375, 1430, 1440	579,15
CEB0080	<input type="checkbox"/> Bracket For Viamobil V25	NC : 0300, 0310, 0315, 0455, 0460, 1170, 1201, 1365, 1370, 1375, 1430, 1440	313,74
CEB0090	<input type="checkbox"/> Bracket For Viamobil Eco V14	NC : 0290, 0300, 0310, 0315, 0905, 0906, 0907, 0945, 1185, 1201, 1365, 1370, 1375, 1430, 1440, 1451	414,25

### PROPULSION TYPE

CEB0100	<input type="checkbox"/> Self Propulsion		<input checked="" type="checkbox"/>
---------	--	--	-------------------------------------

### SEAT

#### SEAT WIDTH

CEB0180	<input type="checkbox"/> 380 mm	NC : 0545+0595, 0852, 0855	<input type="checkbox"/>
CEB0190	<input type="checkbox"/> 405 mm	NC : 0545+0595	<input type="checkbox"/>
CEB0200	<input type="checkbox"/> 430 mm	NC : 0853	<input checked="" type="checkbox"/>
CEB0210	<input type="checkbox"/> 455 mm	NC : 0853	<input type="checkbox"/>
CEB0220	<input type="checkbox"/> 480 mm	NC : 0853, 0854	<input type="checkbox"/>
CEB0230	<input type="checkbox"/> 505 mm	NC : 0853, 0854, 0855, 0856	<input type="checkbox"/>

#### SEAT DEPTH

CEB0240	<input type="checkbox"/> 400 mm	NC : 0879	<input checked="" type="checkbox"/>
CEB0250	<input type="checkbox"/> 450 mm	NC : 0853, 0878	<input type="checkbox"/>
CEB0252	<input type="checkbox"/> Adjustable from 450 to 400 mm Delivered at 430 mm (or 450 mm if choice of a seat cushion)	NC : 0330, 0350	30,33

SEAT HEIGHT				
CEB0260	<input type="checkbox"/>	510 mm	NC : 0738, 0838, 1035, 1050, 1054, 1056, 1066	○
CEB0270	<input type="checkbox"/>	485 mm	NC : 1054	◆
CEB0280	<input type="checkbox"/>	460 mm		○
CEB0290	<input type="checkbox"/>	435 mm	NC : 0660/0670/0760/0770 + 24" wheels, 1005, 1010, 1030	○
CEB0300	<input type="checkbox"/>	410 mm	NC : 24" wheels, 0935, 1005, 1010, 1030, 1054, 1056, 1365, 1370, 1440	○
CEB0310	<input type="checkbox"/>	385 mm (only with 5" front wheels CEB1054 and 22" rear wheels)	NC : 0660, 0670, 0738, 0760, 0770, 0838, 0935, 1035, 1056, 1068, 1280, 1365, 1370, 1440	○
CEB0315	<input type="checkbox"/>	360 mm (only with CEB1054 5" front wheels and 20" rear wheels)	NC : 0600, 0611, 0620, 0660, 0670, 0738, 0760, 0770, 0838, 0935, 1280, 1035, 1056, 1066, 1068, 1365, 1375, 1440	142,02

SEAT UPHOLSTERY TYPE				
CEB0330	<input type="checkbox"/>	NYLON WITHOUT LOOP BANDS SEAT UPHOLSTERY		◆
CEB0340	<input type="checkbox"/>	NYLON WITH LOOP BANDS SEAT UPHOLSTERY		○
CEB0350	<input type="checkbox"/>	PADDED NYLON SEAT UPHOLSTERY		30,33

### BACKREST

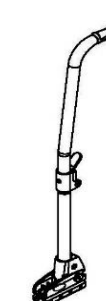
Backrest type - anti-tippers recommended with reclining backrests				
CEB0380	<input type="checkbox"/>	FIXED 0° BACKREST 2 HEIGHTS 400/430 MM (DELIV. 430 MM) - FIXED PUSH HANDLES	NC : 0471, 0945	52,13
CEB0390	<input type="checkbox"/>	FIXED 0° BACKREST 510 MM HEIGHT - FIXED PUSH HANDLES	NC : 0471, 0945	86,26
CEB0395	<input type="checkbox"/>	FIXED 7° BACKREST - HEIGHT ADJUST 380 TO 460 MM (DELIVERED 380 MM)	NC : 0474, 0475, 0478, 0479, 0481, 0905, 0906, 0907, 0940, 1451	295,73
CEB0396	<input type="checkbox"/>	FIXED 7° BACKREST - HEIGHT ADJUST 380 TO 460 MM (DELIVERED 380 MM)	NC : 0474, 0475, 0478, 0479, 0481, 0905, 0906, 0907, 0940, 1451	295,73
CEB0410	<input type="checkbox"/>	FIXED 7° BACKREST - 2 HEIGHTS 400/430 MM (DELIV. 430 MM)	NC : 0471, 0945	◆
CEB0420	<input type="checkbox"/>	FIXED 7° BACKREST - 510 MM HEIGHT	NC : 0471, 0945	33,18
CEB0435	<input type="checkbox"/>	RECLINING (RATCHET) 0/30° BACKREST INCL. BACKRACE & PASSIVE REAR WHEEL POS. ONLY - 3 HEIGHTS 390/410/430 MM (DELIV.430 MM)	NC : 0471, 0738, 0940, 0945, 1185, 1190	◆
CEB0445	<input type="checkbox"/>	RECLINING (GAS SPRING) 0/30° BACKREST INCL. BACKRACE & PASSIVE REAR WHEEL POS. ONLY - 3 HEIGHTS 390/410/430 MM (DELIV.430 MM)	NC : 0471, 0738, 0940, 0945, 1185, 1190	○
CEB0450	<input type="checkbox"/>	RECLINING (GAS SPRING) 0/30° BACKREST INCL. BACKRACE & PASSIVE REAR WHEEL POS. ONLY - 3 HEIGHTS 470/490/510 MM (DELIV.510 MM)	NC : 0471, 0738, 0940, 0945, 1185, 1190	33,18
CEB0455	<input type="checkbox"/>	FOLDING 7° BACKREST - 430 MM HEIGHT	NC : 0471, 0945	◆
CEB0460	<input type="checkbox"/>	FOLDING 7° BACKREST - 510 MM HEIGHT	NC : 0471, 0480, 0481, 0945	33,18



0396





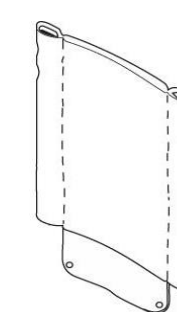
0435



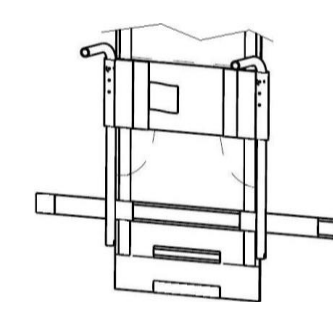
0455 / 0460

Matrix backrests - See the table "Possible Matrix backrest widths depending on the seat width" at the bottom of the measurement sheet. Find the trunk wedges and all the accessories on the Matrix measurement sheet! ☑				
CEB0451	<input type="checkbox"/>	Matrix Elite E2 height 160 mm - Curve 80 mm - Mini fasteners	NC : 0471, 0474, 0477, 0478, 0481, 0882, 0940, 0945, 1481	717,54
CEB0452	<input type="checkbox"/>	Matrix Elite E2 height 210 mm - Curve 80 mm - Mini fasteners	NC : 0471, 0474, 0477, 0478, 0481, 0882, 0940, 0945, 1481	717,54
CEB0453	<input type="checkbox"/>	Matrix Elite E2 height 260 mm - Curve 80 mm - Mini fasteners	NC : 0471, 0474, 0477, 0478, 0481, 0882, 0940, 0945, 1481	717,54
CEB0454	<input type="checkbox"/>	Matrix Elite E2 height 310 mm - Curve 80 mm - Mini fasteners	NC : 0471, 0474, 0477, 0478, 0481, 0882, 0940, 0945, 1481	717,54
CEB0456	<input type="checkbox"/>	Matrix Elite E2 height 360 mm - Curve 80 mm - Mini fasteners	NC : 0471, 0474, 0477, 0478, 0481, 0882, 0940, 0945, 1481	717,54
CEB0461	<input type="checkbox"/>	Matrix Elite E2 height 410 mm - Curve 80 mm - Mini fasteners	NC : 0471, 0474, 0477, 0478, 0481, 0882, 0940, 0945, 1481	717,54
CEB0462	<input type="checkbox"/>	Matrix Elite E2 height 460 mm - Curve 80 mm - Standard fasteners	NC : 0471, 0474, 0477, 0478, 0481, 0882, 0940, 0945, 1481	717,54
CEB0457	<input type="checkbox"/>	Matrix Elite E2 height 510 mm - Curve 80 mm - Standard fasteners	NC : 0471, 0474, 0477, 0478, 0481, 0882, 0940, 0945, 1481	717,54

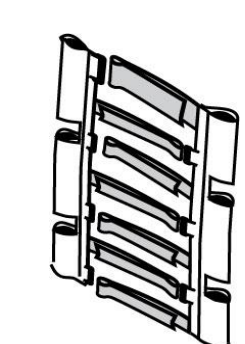
CEB0458	<input type="checkbox"/>	Matrx Elite Deep E2 height 160 mm - Curve 160 mm - Mini fasteners	NC : 0471, 0474, 0477, 0478, 0481, 0882, 0940, 0945, 1481	717,54	
CEB0459	<input type="checkbox"/>	Matrx Elite Deep E2 height 210 mm - Curve 160 mm - Mini fasteners	NC : 0471, 0474, 0477, 0478, 0481, 0882, 0940, 0945, 1481	717,54	
CEB0466	<input type="checkbox"/>	Matrx Elite Deep E2 height 260 mm - Curve 160 mm - Mini fasteners	NC : 0471, 0474, 0477, 0478, 0481, 0882, 0940, 0945, 1481	717,54	
CEB0467	<input type="checkbox"/>	Matrx Elite Deep E2 height 310 mm - Curve 160 mm - Mini fasteners	NC : 0471, 0474, 0477, 0478, 0481, 0882, 0940, 0945, 1481	717,54	
CEB0468	<input type="checkbox"/>	Matrx Elite Deep E2 height 360 mm - Curve 160 mm - Mini fasteners	NC : 0471, 0474, 0477, 0478, 0481, 0882, 0940, 0945, 1481	717,54	
CEB0463	<input type="checkbox"/>	Matrx Elite Deep E2 height 410 mm - Curve 160 mm - Mini fasteners	NC : 0471, 0474, 0477, 0478, 0481, 0882, 0940, 0945, 1481	717,54	
CEB0464	<input type="checkbox"/>	Matrx Elite Deep E2 height 460 mm - Curve 160 mm - Mini fasteners	NC : 0471, 0474, 0477, 0478, 0481, 0882, 0940, 0945, 1481	717,54	
CEB0469	<input type="checkbox"/>	Matrx Elite Deep E2 height 510 mm - Curve 160 mm - Mini fasteners	NC : 0471, 0474, 0477, 0478, 0481, 0882, 0940, 0945, 1481	717,54	
<b>Caution</b> - loss of approx. 20 mm of seat depth with tiltable backrests - supplied with Mini or Standard fixings except for PMH backrests supplied with Split fixing. 					
<b>Matrx backrest width- see table at the end of the measurement sheet </b>					
CEB0482	<input type="checkbox"/>	360 mm - indicative bust width 265 mm	NC : 1481		○
CEB0483	<input type="checkbox"/>	380 mm - indicative bust width 290 mm	NC : 1481		○
CEB0484	<input type="checkbox"/>	410 mm - indicative bust width 315 mm	NC : 1481		○
CEB0485	<input type="checkbox"/>	430 mm - indicative bust width 340 mm	NC : 1481		○
CEB0486	<input type="checkbox"/>	460 mm - indicative bust width 370 mm	NC : 1481		○
CEB0487	<input type="checkbox"/>	480 mm - indicative bust width 390 mm	NC : 1481		○
CEB0488	<input type="checkbox"/>	510 mm - indicative bust width 420 mm	NC : 1481		○
<b>BACKREST UPHOLSTERY TYPE</b>					
CEB0471	<input type="checkbox"/>	STANDARD NYLON SLING TYPE (JEMIMA)	NC : 0882, 0905, 0906, 0907, 0882		○
CEB0474	<input type="checkbox"/>	LUMBAR SUPPORT (+1 STRAP) BI MATERIAL PADDED COVER INCL. BACK POCKET		33,08	
CEB0475	<input type="checkbox"/>	LUMBAR SUPPORT (+1 STRAP) PADDED SHAPED COVER			◆
CEB0478	<input type="checkbox"/>	CONTOUR ADJUSTABLE (3+1 STRAPS) BI MATERIAL PADDED COVER INCL. BACK POCKET	NC : 0940, 0945	75,83	
CEB0479	<input type="checkbox"/>	CONTOUR ADJUSTABLE (3+1 STRAPS) PADDED SHAPED COVER	NC : 0940, 0945	33,08	
CEB0480	<input type="checkbox"/>	CONTOUR ADJUSTABLE (7+1 STRAPS) PADDED SHAPED COVER	NC : 0940, 0945	138,39	
CEB0481	<input type="checkbox"/>	CONTOUR ADJUSTABLE (7+1 STRAPS) BI MATERIAL PADDED COVER INCL. BACK POCKET	NC : 0940, 0945	189,57	
<b>HANGERS/FOOTPLATES</b>					
<b>Separate plates delivered with heel straps</b>					
<b>HANGERS RH TYPE</b>					
CEB0510	<input type="checkbox"/>	80° STRAIGHT RH SWING IN/SWING OUT HANGER			◆
CEB0520	<input type="checkbox"/>	ELEVATING LEGREST (0° TO 75°) RH SWING IN/SWING OUT HANGER (INCLUDING CALFPAD)	NC : 0611, 0930, 0935, 0936	73,82	
CEB0545	<input type="checkbox"/>	AMPUTEE LEGREST RH	NC : 0600, 0610, 0611, 0930, 0936	140,28	
<b>HANGERS LH TYPE</b>					
CEB0560	<input type="checkbox"/>	80° STRAIGHT LH SWING IN/SWING OUT HANGER			◆
CEB0570	<input type="checkbox"/>	ELEVATING LEGREST (0° TO 75°) LH SWING IN/SWING OUT HANGER (INCLUDING CALFPAD)	NC : 0611, 0930, 0935, 0936	73,82	
CEB0595	<input type="checkbox"/>	AMPUTEE LEGREST LH	NC : 0611, 0620, 0630, 0930, 0936	140,28	



0471



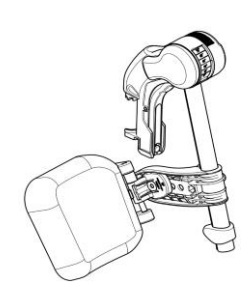
0474 / 0475



0480 / 0481



0510 / 0560

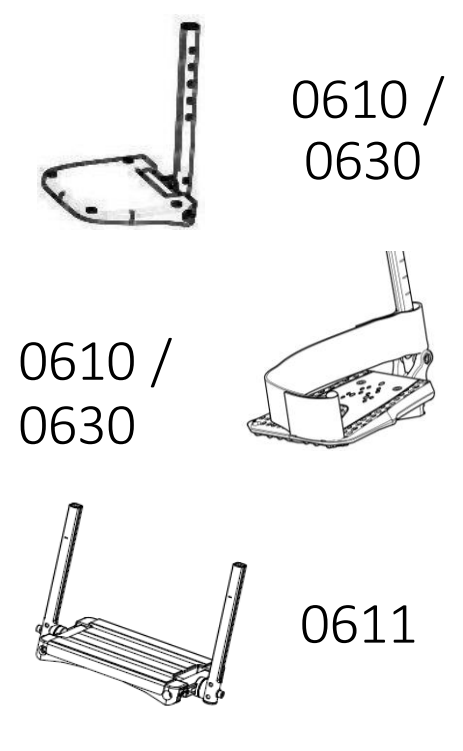


0520 / 0570




0545 / 0595

FOOTPLATES RH TYPE				
CEB0600	<input type="checkbox"/>	FLIP UP RH FOOTPLATE - (INCLUDING HEEL STRAP)		◆
CEB0610	<input type="checkbox"/>	FLIP UP DEPTH & ANGLE AJUSTABLE RH FOOTPLATE - (INCLUDING HEEL STRAP)		26,43
CEB0611	<input type="checkbox"/>	FLIP UP ONE PIECE FOOTPLATE - DEPTH & ANGLE ADJUSTABLE	NC : 0620, 0630, 0935, 0936	234,12
FOOTPLATES LH TYPE				
CEB0620	<input type="checkbox"/>	FLIP UP LH FOOTPLATE - (INCLUDING HEEL STRAP)		◆
CEB0630	<input type="checkbox"/>	FLIP UP DEPTH & ANGLE AJUSTABLE LH FOOTPLATE - (INCLUDING HEEL STRAP)		26,43
ARMRESTS				
ARMRESTS RH FORM IN BLACK COLOR				
CEB0640	<input type="checkbox"/>	REMOVABLE RH (N°1) AUTOLOCK SAFETY DEVICE INCLUDED - DESK	NC : 0760, 0770, 0772, 0780, 0790, 0795, 0796, 0798, 0838, 1480	◆
CEB0650	<input type="checkbox"/>	REMOVABLE RH (N°1) AUTOLOCK SAFETY DEVICE INCLUDED - FULL LENGTH	NC : 0760, 0770, 0772, 0780, 0790, 0795, 0796, 0798, 0838	24,64
CEB0656	<input type="checkbox"/>	REMOVABLE AND CONTINUOUSLY HEIGHT-ADJUSTABLE FROM 200 MM TO 280 MM - SHORT NARROW GUTTER (330 MM) WITHOUT ROTATION	NC : 0760, 0770, 0772, 0780, 0790, 0795, 0796, 0798, 0838, 1480	113,17
CEB0660	<input type="checkbox"/>	SWING AWAY DETACHABLE RH (N°2) - DESK	NC : 0740, 0750, 0756, 0772, 0780, 0790, 0795, 0796, 0838, 1480	○
CEB0670	<input type="checkbox"/>	SWING AWAY DETACHABLE RH (N°2) - FULL LENGTH	NC : 0740, 0750, 0756, 0772, 0780, 0790, 0795, 0796, 0798, 0838	24,64
CEB0672	<input type="checkbox"/>	LIFTABLE AND REMOVABLE, HEIGHT-ADJUSTABLE FROM 170 TO 295 MM - SHORT (330 MM) NON-ROTATING NARROW TROUGH WITH CLOTHES GUARD AND ERGONOMIC SUPPORT HANDLE	NC : 0740, 0750, 0760, 0770, 0795, 0796, 0798, 0838, 1480	113,17
CEB0680	<input type="checkbox"/>	SWING AWAY DETACHABLE RH (N°3) - DESK	NC : 0740, 0750, 0756, 0760, 0770, 0795, 0796, 0798, 0838, 1480	117,54
CEB0690	<input type="checkbox"/>	SWING AWAY DETACHABLE RH (N°3) - FULL LENGTH	NC : 0740, 0750, 0756, 0760, 0770, 0795, 0796, 0832, 0838	140,28
CEB0695	<input type="checkbox"/>	REMOVABLE RH (N°4) AUTOLOCK SAFETY DEVICE INCLUDED - DESK	NC : 0740, 0750, 0756, 0760, 0770, 0772, 0780, 0790, 0838, 1185, 1480	117,54
CEB0696	<input type="checkbox"/>	REMOVABLE RH (N°4) AUTOLOCK SAFETY DEVICE INCLUDED - FULL LENGTH	NC : 0740, 0750, 0756, 0760, 0770, 0772, 0780, 0790, 0838, 1185	140,28
CEB0698	<input type="checkbox"/>	REMOVABLE AND HEIGHT ADJUSTABLE - SHORT NARROW GUTTER (330 MM) WITHOUT ROTATION	NC : 0740, 0750, 0756, 0760, 0770, 0772, 0780, 0790, 0838, 1185, 1480	113,17
CEB0732	<input type="checkbox"/>	REMOVABLE RH (N°4) AUTOLOCK SAFETY DEVICE INCLUDED - ARMPAD HEMI BLACK PU TR26	NC : 0838, 1185, 1480	113,17
CEB0738	<input type="checkbox"/>	REMOVABLE MUDGUARD RH (N°6) (CUSHION IS RECOMMENDED FOR SEAT HEIGHT 410 & 435 MM) -	NC : 0740, 0750, 0756, 0760, 0770, 0772, 0780, 0790, 0795, 0796, 0832, 1064, 1066, 1200, 1201, 1480	60,66
ARMRESTS LH FORM IN BLACK COLOR				
CEB0740	<input type="checkbox"/>	REMOVABLE LH (N°1) AUTOLOCK SAFETY DEVICE INCLUDED - DESK	NC : 1480	◆
CEB0750	<input type="checkbox"/>	REMOVABLE LH (N°1) AUTOLOCK SAFETY DEVICE INCLUDED - FULL LENGTH		24,64
CEB0756	<input type="checkbox"/>	REMOVABLE AND CONTINUOUSLY HEIGHT-ADJUSTABLE FROM 200 MM TO 280 MM - SHORT NARROW GUTTER (330 MM) WITHOUT ROTATION	NC : 1480	113,17
CEB0760	<input type="checkbox"/>	SWING AWAY DETACHABLE LH (N°2) - DESK	NC : 1480	○
CEB0770	<input type="checkbox"/>	SWING AWAY DETACHABLE LH (N°2) - FULL LENGTH		24,64
CEB0772	<input type="checkbox"/>	LIFTABLE AND REMOVABLE, HEIGHT-ADJUSTABLE FROM 170 TO 295 MM - SHORT (330 MM) NON-ROTATING NARROW TROUGH WITH CLOTHES GUARD AND ERGONOMIC SUPPORT HANDLE	NC : 1480	113,17
CEB0780	<input type="checkbox"/>	SWING AWAY DETACHABLE LH (N°3) - DESK	NC : 1480	117,54
CEB0790	<input type="checkbox"/>	SWING AWAY DETACHABLE LH (N°3) - FULL LENGTH		140,28
CEB0795	<input type="checkbox"/>	REMOVABLE LH (N°4) AUTOLOCK SAFETY DEVICE INCLUDED - DESK	NC : 1185, 1480	117,54
CEB0796	<input type="checkbox"/>	REMOVABLE LH (N°4) AUTOLOCK SAFETY DEVICE INCLUDED - FULL LENGTH	NC : 1185	140,28




CEB0798	<input type="checkbox"/>	REMOVABLE AND HEIGHT ADJUSTABLE - SHORT NARROW GUTTER (330 MM) WITHOUT ROTATION	NC : 1480, 1185	113,17	
CEB0832	<input type="checkbox"/>	REMOVABLE LH (N°4) AUTOLOCK SAFETY DEVICE INCLUDED - ARMPAD HEMI BLACK PU TR26	NC : 1185, 1480	113,17	
CEB0838	<input type="checkbox"/>	REMOVABLE MUDGUARD LH (N°6) (CUSHION IS RECOMMENDED FOR SEAT HEIGHT 410 & 435 MM) -	NC : 1064, 1066	60,66	


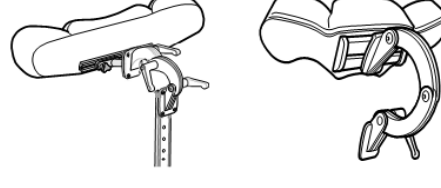

#### SEAT CUSHION TYPE

Cushion					
CEB0849	<input type="checkbox"/>	BASIC 60 MM FOAM CUSHION - NYLON & ANTI-SLIP COVER	NC : 0853, 0854, 0855, 0856, 0873	33,08	
CEB0853	<input type="checkbox"/>	CLASSIC VISCO CUSHION 375X 400 MM -	NC : 0873, 0878, 0879	76,78	0849
CEB0854	<input type="checkbox"/>	CLASSIC VISCO CUSHION 405 X 400 MM -	NC : 0873, 0878, 0879	65,40	
CEB0855	<input type="checkbox"/>	CLASSIC VISCO CUSHION 430 X 430 MM -	NC : 0873, 0878, 0879	65,40	0853 / 0854
CEB0856	<input type="checkbox"/>	CLASSIC VISCO CUSHION 455 X 400 MM -	NC : 0873, 0878, 0879	76,78	
CEB0869	<input type="checkbox"/>	FLO-TECH LITE CUSHION THICKNESS 55 MM		123,22	0873
CEB0873	<input type="checkbox"/>	FLO-TECH IMAGE CUSHION THICKNESS 55 MM		246,45	
CEB0874	<input type="checkbox"/>	FLO-TECH SOLUTION XTRA CUSHION THICKNESS 55 MM		360,19	
CEB0876	<input type="checkbox"/>	SEAT CUSHION MATRX LIBRA, BLACK MICRO-VENTILATED MESH COVER, THICKNESS 70 MM		293,84	







#### SEAT CUSHION DEPTH

CEB0878	<input type="checkbox"/>	FOR 400 MM SEAT DEPTH		<input type="radio"/>	
CEB0879	<input type="checkbox"/>	FOR 450 MM SEAT DEPTH		<input type="radio"/>	

#### OTHER SEATING OPTIONS


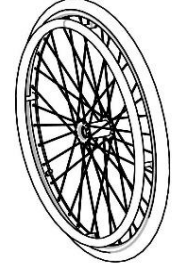

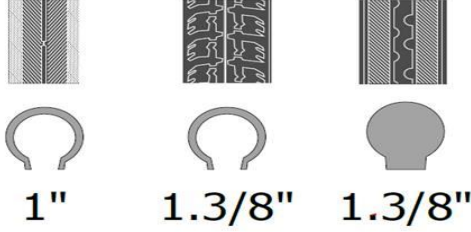


CEB0852	<input type="checkbox"/>	SEAT RIGIDIZER	(Mandatory : choose a seat cushion)	61,61	0882
CEB0882	<input type="checkbox"/>	LATERAL POSITIONING PADS (PAIR)		237,91	
CEB0905	<input type="checkbox"/>	NECKREST BLACK PU TR26 (INCLUDING BACKBRACE EXCEPT FOR LAGUNA)	NC : 0906, 0907, 0940, 0945	60,10	0905
CEB0906	<input type="checkbox"/>	HEADREST BLACK PU TR26 (INCLUDING BACKBRACE EXCEPT FOR LAGUNA)	NC : 0907, 0940, 0945	199,05	
CEB0907	<input type="checkbox"/>	HEADREST WITH CHEEK SUPPORT BLACK PU TR26 (INCLUDING BACKBRACE EXCEPT FOR LAGUNA) -	NC : 0940, 0945	217,06	0906 0907
CEB0930	<input type="checkbox"/>	ADJUSTABLE CALF STRAP		10,43	
CEB0935	<input type="checkbox"/>	LONGER FOOTREST TUBE (UL= 450-530 MM)		17,06	
CEB0936	<input type="checkbox"/>	SHORTER FOOTREST SUPPORT (PAIR) (UL= 230-430 MM)		83,41	
CEB0940	<input type="checkbox"/>	BACKBRACE	NC : 0945	47,39	0945
CEB0945	<input type="checkbox"/>	FOLDABLE BACKBRACE	NC : 1451	105,21	

#### COLOURS

CEB0961	<input type="checkbox"/>	SLATE GREY (RAL7024 FINE TEXTURE)		<input type="radio"/>	
CEB0964	<input type="checkbox"/>	PEARL WHITE		<input type="radio"/>	
CEB0966	<input type="checkbox"/>	MATT BLACK		<input type="radio"/>	
CEB0969	<input type="checkbox"/>	RED MATT		<input type="radio"/>	0961 / 0964 / 0966
CEB0974	<input type="checkbox"/>	NAVY BLUE		<input type="radio"/>	
CEB0980	<input type="checkbox"/>	ANTHRACITE BLACK		<input type="radio"/>	
CEB0991	<input type="checkbox"/>	SPECIAL COLOUR		<input type="radio"/>	
				On Demand	0974 / 0969 / 0980

#### CASTER HOUSING TYPE

CEB0995	<input type="checkbox"/>	STANDARD		<input type="radio"/>	
---------	--------------------------	----------	--	-----------------------	--

FRONT WHEELS						
CEB1005	<input type="checkbox"/>	200 X 32 MM (8" X 1.1/4") - BLACK PNEUMATIC TYRE		<input type="radio"/>	 1010 1050	
CEB1010	<input type="checkbox"/>	200 X 30 MM (8" X 1.1/4") - BLACK SOLID TYRE		<input type="radio"/>		
CEB1030	<input type="checkbox"/>	200 X 45 MM (8" X 2") - BLACK SOLID TYRE		<input type="radio"/>		
CEB1035	<input type="checkbox"/>	150 X 30 MM (6" X 1.1/4") - BLACK SOLID TYRE MEDIUM HARD		<input type="radio"/>		
CEB1050	<input type="checkbox"/>	150 X 30 MM (6" X 1.1/4") - BLACK SOLID TYRE		<input checked="" type="radio"/>		
CEB1054	<input type="checkbox"/>	125 X 30 MM (5" X 1") - BLACK SOLID TYRE		<input type="radio"/>		
CEB1056	<input type="checkbox"/>	140 X 40 MM (5" 1/2 X 1" 3/4) - BLACK SOLID TYRE MEDIUM HARD		<input type="radio"/>		
REAR WHEELS						
REAR WHEEL SIZE						
CEB1064	<input type="checkbox"/>	20" / 515 MM	NC : 1071, 1073, 1074, 1088, 1170, 1260, 1280	<input type="radio"/>	 Standard   Composite   1" 1.3/8" 1.3/8" 1088 1084 1082	
CEB1066	<input type="checkbox"/>	22" / 560 MM	NC : 1074, 1260	<input type="radio"/>		
CEB1068	<input type="checkbox"/>	24" / 600 MM	NC : 1261	<input checked="" type="radio"/>		
REAR WHEEL TYPE						
CEB1071	<input type="checkbox"/>	STANDARD ( BLACK HUB, COLORLESS RIM & ZINC PLATTED SPOKES )	NC : 1170, 1280	<input checked="" type="radio"/>		
CEB1072	<input type="checkbox"/>	REINFORCED (COLORLESS HUB, CLEAR ANODIZED RIM & STAINLESS STEEL SPOKES)	NC : 1280	<input type="radio"/>		
CEB1073	<input type="checkbox"/>	DRUM BRAKE (20/22/24" : COLORLESS HUB, CLEAR ANODIZED RIM & STAINLESS STEEL SPOKES / 12" : BLACK PLASTIC HUB & RIM)	NC : 1270, 1275, 1320, 1330	<input type="radio"/>		
CEB1074	<input type="checkbox"/>	COMPOSITE (BLACK PLASTIC HUB & RIM)	NC : 1088, 1260, 1261, 1280	<input type="radio"/>		
TYRE TYPE						
CEB1082	<input type="checkbox"/>	TYRES SOLID BLACK 35 MM (1"3/8)		<input checked="" type="radio"/>		
CEB1084	<input type="checkbox"/>	PNEUMATIC PROFILED BLACK 35 MM (1"3/8)		<input type="radio"/>		
CEB1088	<input type="checkbox"/>	PNEUMATIC LOW PROFILE BLACK 25 MM (1")		<input type="radio"/>		
HANDRIM TYPE						
CEB1140	<input type="checkbox"/>	ALUMINIUM PRE-ANODIZED HANDRIM		<input checked="" type="radio"/>		
CEB1150	<input type="checkbox"/>	HANDRIM COATED IN BLACK ANTI-SLIP PLASTIC		127,01		
REAR WHEELS AXLE TYPE						
CEB1170	<input type="checkbox"/>	FIXED AXLE	NC : 1185, 1365	<input type="radio"/>		
CEB1180	<input type="checkbox"/>	QUICK RELEASE AXLE		<input checked="" type="radio"/>		
REAR WHEELS POSITION						
CEB1185	<input type="checkbox"/>	Active position (37.5 mm axles in front of the backrest tubes) - Specific rear plates	NC : 1320, 1330, 1345, 1365	148,82		
CEB1190	<input type="checkbox"/>	Standard position (25 mm axles in front of the backrest tubes)		<input checked="" type="radio"/>		
CEB1200	<input type="checkbox"/>	Passive position (25 mm axles behind the backrest tubes - standard with reclining backrest)		<input type="radio"/>		
CEB1201	<input type="checkbox"/>	Very rearward position (axles 60 mm behind the backrest tubes)	NC: 1275, 1280, 1320, 1330, 1365	148,82		
Pump						
CEB1230	<input type="checkbox"/>	PUMP AND SUPPORT		10,43		
CHASSIS OPTIONS TYPE						
CEB1241	<input type="checkbox"/>	FRONT WHEELS EXTENSION (+ 50 MM OUTWARD)		<input type="radio"/>	 1241	
CEB1260	<input type="checkbox"/>	SPOKE GUARDS PAIR 600 MM (24") BLACK	NC : 1261	165,88		
CEB1261	<input type="checkbox"/>	SPOKE GUARDS PAIR CLEAR		165,88		
BRAKES TYPE						
CEB1270	<input type="checkbox"/>	PUSH TO LOCK BRAKES		<input checked="" type="radio"/>	 1270	
CEB1275	<input type="checkbox"/>	PULL TO LOCK BRAKES		<input type="radio"/>		
CEB1280	<input type="checkbox"/>	ATTENDANT HUB BRAKES (INCLUDING PUSH TO LOCK BRAKES)		178,20		
CEB1320	<input type="checkbox"/>	OAD WIRE CONTROLLED BRAKE RH	NC : 1390	94,79		
CEB1330	<input type="checkbox"/>	OAD WIRE CONTROLLED BRAKE LH	NC : 1390	94,79		

SAFETY OPTIONS TYPE					
CEB1345	<input type="checkbox"/>	TRANSPORTATION BRACKETS		24,64	  1345      1365    1370      1375   1361 / 1362   1363 / 1364
CEB1360	<input type="checkbox"/>	POSTURE BELT - PLASTIC BUCKLE	NC : 1361, 1362, 1363, 1364	31,28	
CEB1361	<input type="checkbox"/>	HIP BELT, 2-PT, CTR-PULL, PB - M X 460MM PADS, FLAT-MOUNT	NC : 1362, 1363, 1364	199,05	
CEB1362	<input type="checkbox"/>	HIP BELT, 2-PT, CTR-PULL, PB - L X 620MM PADS, FLAT-MOUNT	NC : 1363, 1364	206,64	
CEB1363	<input type="checkbox"/>	HIP BELT, 4-PT, CTR-PULL, PB - M X 460MM PADS, FLAT-MOUNT	NC : 1364	234,12	
CEB1364	<input type="checkbox"/>	HIP BELT, 4-PT, CTR-PULL, PB - L X 620MM PADS, FLAT-MOUNT		241,71	
CEB1365	<input type="checkbox"/>	TRANSFER KIT (100 MM (4") WHEELS) - ANTI-BARRIER		68,25	
CEB1370	<input type="checkbox"/>	REAR ANTI-TIPPERS PAIR	NC : 1375, 1440	79,62	
CEB1375	<input type="checkbox"/>	REAR ANTI-TIPPERS PAIR WITH TIPPING AID - (REA TYPE)	NC : 1440	125,12	
CEB1380	<input type="checkbox"/>	REFLECTORS KIT		38,86	
CEB1390	<input type="checkbox"/>	BRAKE EXTENSION PAIR		10,43	
OPTIONS					
CEB1430	<input type="checkbox"/>	CANE HOLDER		49,29	  1440      1480
CEB1440	<input type="checkbox"/>	TIPPING AID RH		28,44	
CEB1451	<input type="checkbox"/>	DRIP STAND SUPPORT WITH DRIPSTAND (WITH BACKBRACE 0940 ONLY)		101,42	
OTHERS OPTIONS					
CEB1480	<input type="checkbox"/>	ACRYLIC TRAY		72,83	
ACCESSORIES (delivered separtly)					
AP1493219	<input type="checkbox"/>	GUTTER WITH INDEPENDENT SIDE ROTATION, ADJUSTABLE IN HEIGHT AND DEPTH, RIGHT	Only compatible with armrest 0680, 0690, 0695, 0696, 0732	113,17	
AP1493220	<input type="checkbox"/>	GUTTER WITH INDEPENDENT SIDE ROTATION, ADJUSTABLE IN HEIGHT AND DEPTH, LEFT	Only compatible with armrest 0780, 0790, 0795, 0796, 0832	113,17	
RAMPS					
1440530	<input type="checkbox"/>	<b>Fiberglass Folding Mono Ramp</b> Folded dimensions: 2000 x 230 mm 16.3 kg - maximum capacity: 300 kg		1 787,68	 1440530
1654128	<input type="checkbox"/>	<b>Basic ramp 2 telescopic parts</b> in aluminum and non-slip coating. Folded dimensions: 1210 x 194 mm 8.8 kg per pair - maximum capacity: 270 kg		402,84	 1654128
1654129	<input type="checkbox"/>	<b>Quick2go Compact 3-part aluminum telescopic ramp</b> with non-slip coating Folded dimensions: 870 x 237 mm 13.6 kg per pair - maximum capacity: 260 kg		805,69	 1654129
1654130	<input type="checkbox"/>	<b>Aluminium folding mono ramp</b> Folded dimensions: 1824 x 714 mm 13.9 kg - maximum capacity: 300 kg		426,54	 1654130