

# Invacare® Action<sup>3</sup><sub>NG</sub> Dual HR™

Please contact Invacare EU Export Customer Services on :-  
Tel : +33 247 626980 ; Email : serviceclient\_export@invacare.com  
Or visit our website : www.invacare.eu.com



## Invacare® Action<sup>3</sup><sub>NG</sub> Dual HR™

Aluminum folding manual wheelchair



Date :  
Purchase Order :  
Customer Code :  
Distributor Stamp:





**Description:**  
- Propulsion and steering by quick-release double handrail: right/left reversible system with interior handrail adjustment (0 or +20 mm). 3° seat slope as standard  
- Weight: from 15 kg  
- Maximum user weight: 125 kg.  
- 2-year warranty period excluding wear parts



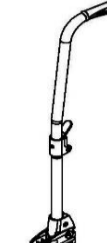
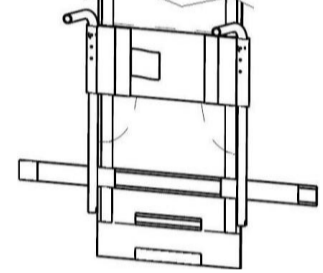

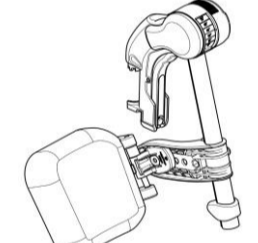

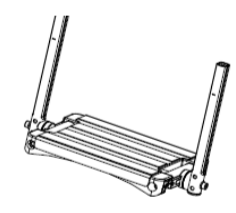
**Think of the model: Action3NG Hemi with configurable and ergonomic armrest !**



Invacare Unique Customization Service  
Please specify the quote or special production number:

Please make your selection with a cross in the box      ◆ Standard feature      ○ Free of charge option

CODE		DESCRIPTION	NC : Non Compatible NC : 9999 = not compatible with the reference 9999	Euros	
CEH0031	<input type="checkbox"/>	Invacare® Action <sup>3</sup> <sub>NG</sub> Dual HR - Fixed Backrest		529,85	
CEH0036	<input type="checkbox"/>	Invacare® Action <sup>3</sup> <sub>NG</sub> Dual HR - Folding Backrest		572,18	
CEH0041	<input type="checkbox"/>	Invacare® Action <sup>3</sup> <sub>NG</sub> Dual HR - Reclining Backrest		572,18	
<b>DOUBLE HANDRAIL KIT</b>					
CEH0140	<input type="checkbox"/>	Dual HR quick release kit right - new version	NC : 1330	257,09	
CEH0150	<input type="checkbox"/>	Dual HR quick release kit left - new version	NC : 1320	257,09	
<b>SEAT</b>					
<b>SEAT WIDTH</b>					
CEH0180	<input type="checkbox"/>	380 mm	NC : 0545+0595, 0852, 0855		○
CEH0190	<input type="checkbox"/>	405 mm	NC : 0545+0595		○
CEH0200	<input type="checkbox"/>	430 mm	NC : 0853		◆
CEH0210	<input type="checkbox"/>	455 mm	NC : 0853		○
CEH0220	<input type="checkbox"/>	480 mm	NC : 0853, 0854		○
CEH0230	<input type="checkbox"/>	505 mm	NC : 0853, 0854, 0855, 0856		○
<b>SEAT DEPTH</b>					
CEH0240	<input type="checkbox"/>	400 mm	NC : 0879		◆
CEH0250	<input type="checkbox"/>	450 mm	NC : 0853, 0878		○
CEH0252	<input type="checkbox"/>	400 TO 450 MM ADJUSTABLE SEAT DEPTH	NC : 0330, 0350	26,54	
<b>SEAT HEIGHT</b>					
CEH0270	<input type="checkbox"/>	485 mm	NC : 1054		◆
CEH0280	<input type="checkbox"/>	460 mm			○
CEH0290	<input type="checkbox"/>	435 mm	NC : 0660, 0670, 0760, 0770 Only with 6" and 5.5" front wheels		○
CEH0300	<input type="checkbox"/>	410 mm	NC : 0935, 1005, 1010, 1030, 1056, 1068, 1365, 1370, 1440		○
CEH0310	<input type="checkbox"/>	385 mm	NC : 0660, 0670, 0760, 0770, 0935, 1005, 1010, 1030, 1035, 1050, 1056, 1068, 1370, 1440		○
<b>SEAT UPHOLSTERY TYPE</b>					
CEH0330	<input type="checkbox"/>	NYLON WITHOUT LOOP BANDS SEAT UPHOLSTERY			◆
CEH0340	<input type="checkbox"/>	NYLON WITH LOOP BANDS SEAT UPHOLSTERY			○
CEH0350	<input type="checkbox"/>	PADDED NYLON SEAT UPHOLSTERY		26,54	

BACKREST						
<b>BACKREST TYPE</b>						
CEH0395	<input type="checkbox"/>	FIXED 7° BACKREST - HEIGHT ADJUST 380 TO 460 MM (DELIVERED 380 MM)	NC : 0474, 0475, 0478, 0479, 0481, 0905, 0906, 0907, 0940, 1451	295,73	 0396	
CEH0396	<input type="checkbox"/>	FIXED 7° BACKREST - HEIGHT ADJUST 380 TO 460 MM (DELIVERED 380 MM)	NC : 0474, 0475, 0478, 0479, 0481, 0905, 0906, 0907, 0940, 1451	295,73		
CEH0410	<input type="checkbox"/>	FIXED 7° BACKREST - 2 HEIGHTS 400/430 MM (DELIV. 430 MM)	NC : 0945	◆		
CEH0420	<input type="checkbox"/>	FIXED 7° BACKREST - 510 MM HEIGHT	NC : 0945	33,18		 0435
CEH0435	<input type="checkbox"/>	RECLINING (RATCHET) 0/30° BACKREST INCL. BACKRACE & PASSIVE REAR WHEEL POS. ONLY - 3 HEIGHTS 390/410/430 MM (DELIV.430 MM)	NC : 0940, 0945, 1190	◆		
CEH0445	<input type="checkbox"/>	RECLINING (GAS SPRING) 0/30° BACKREST INCL. BACKRACE & PASSIVE REAR WHEEL POS. ONLY - 3 HEIGHTS 390/410/430 MM (DELIV.430 MM)	NC : 0940, 0945, 1190	○		 0455
CEH0450	<input type="checkbox"/>	RECLINING (GAS SPRING) 0/30° BACKREST INCL. BACKRACE & PASSIVE REAR WHEEL POS. ONLY - 3 HEIGHTS 470/490/510 MM (DELIV.510 MM)	NC : 0940, 0945, 1190	33,18		
CEH0455	<input type="checkbox"/>	FOLDING 7° BACKREST - 430 MM HEIGHT	NC : 0945	◆		
<b>BACKREST UPHOLSTERY TYPE</b>						
CEH0474	<input type="checkbox"/>	LUMBAR SUPPORT (+1 STRAP) BI MATERIAL PADDED COVER INCL. BACK POCKET		33,08	 0474 / 0475	
CEH0475	<input type="checkbox"/>	LUMBAR SUPPORT (+1 STRAP) PADDED SHAPED COVER		◆		
CEH0478	<input type="checkbox"/>	CONTOUR ADJUSTABLE (3+1 STRAPS) BI MATERIAL PADDED COVER INCL. BACK POCKET	NC : 0940, 0945	66,16		
CEH0479	<input type="checkbox"/>	CONTOUR ADJUSTABLE (3+1 STRAPS) PADDED SHAPED COVER	NC : 0940, 0945	33,08		
CEH0480	<input type="checkbox"/>	CONTOUR ADJUSTABLE (7+1 STRAPS) PADDED SHAPED COVER	NC : 0940, 0945	138,39		
CEH0481	<input type="checkbox"/>	CONTOUR ADJUSTABLE (7+1 STRAPS) BI MATERIAL PADDED COVER INCL. BACK POCKET	NC : 0940, 0945	189,57		0480 / 0481
<b>HANGERS/FOOTPLATES</b>						
<b>HANGERS RH TYPE</b>						
CEH0510	<input type="checkbox"/>	80° STRAIGHT RH SWING IN/SWING OUT HANGER		◆	 0510 / 0560	
CEH0520	<input type="checkbox"/>	ELEVATING LEGREST (0° TO 75°) RH SWING IN/SWING OUT HANGER (INCLUDING CALFPAD)	NC : 0611, 0930, 0935, 0936	73,82		
CEH0545	<input type="checkbox"/>	AMPUTEE LEGREST RH	NC : 0600, 0610, 0611, 0930, 0936	140,28		
<b>HANGERS LH TYPE</b>						
CEH0560	<input type="checkbox"/>	80° STRAIGHT LH SWING IN/SWING OUT HANGER		◆	 0520 / 0570	
CEH0570	<input type="checkbox"/>	ELEVATING LEGREST (0° TO 75°) LH SWING IN/SWING OUT HANGER (INCLUDING CALFPAD)	NC : 0611, 0930, 0935, 0936	73,82		
CEH0595	<input type="checkbox"/>	AMPUTEE LEGREST LH	NC : 0611, 0620, 0630, 0930, 0936	140,28		
<b>FOOTPLATES RH TYPE</b>						
CEH0600	<input type="checkbox"/>	FLIP UP RH FOOTPLATE - (INCLUDING HEEL STRAP)		◆	 0610 / 0630	
CEH0610	<input type="checkbox"/>	FLIP UP DEPTH & ANGLE AJUSTABLE RH FOOTPLATE - (INCLUDING HEEL STRAP)		26,43		
CEH0611	<input type="checkbox"/>	FLIP UP ONE PIECE FOOTPLATE - DEPTH & ANGLE ADJUSTABLE	NC : 0620, 0630, 0935, 0936	234,12		
<b>FOOTPLATES LH TYPE</b>						
CEH0620	<input type="checkbox"/>	FLIP UP LH FOOTPLATE - (INCLUDING HEEL STRAP)		◆	 0611	
CEH0630	<input type="checkbox"/>	FLIP UP DEPTH & ANGLE AJUSTABLE LH FOOTPLATE - (INCLUDING HEEL STRAP)		26,43		

**ARMRESTS**


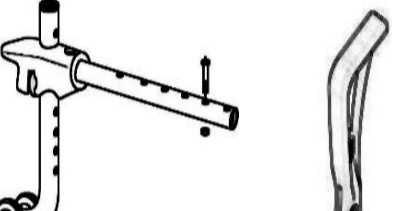

ARMRESTS RH FORM IN BLACK COLOR				
CEH0640	<input type="checkbox"/>	REMOVABLE RH (N°1) AUTOLOCK SAFETY DEVICE INCLUDED - DESK	NC : 0760, 0770, 0772, 0780, 0790, 0795, 0796, 0798, 1480	◆
CEH0650	<input type="checkbox"/>	REMOVABLE RH (N°1) AUTOLOCK SAFETY DEVICE INCLUDED - FULL LENGTH	NC : 0760, 0770, 0772, 0780, 0790, 0795, 0796, 0798	24,64
CEH0656	<input type="checkbox"/>	REMOVABLE AND CONTINUOUSLY HEIGHT-ADJUSTABLE FROM 200 MM TO 280 MM - SHORT NARROW GUTTER (330 MM) WITHOUT ROTATION	NC : 0760, 0770, 0772, 0780, 0790, 0795, 0796, 1480	113,17
CEH0660	<input type="checkbox"/>	REMOVABLE RH (N°1) "RIO" Special Only For Denmark AUTOLOCK SAFETY DEVICE INCLUDED -	NC : 0740, 0750, 0756, 0772, 0780, 0790, 0795, 0796, 1480	○
CEH0670	<input type="checkbox"/>	SWING AWAY DETACHABLE RH (N°2) - FULL LENGTH	NC : 0740, 0750, 0756, 0772, 0780, 0790, 0795, 0796, 0798	24,64
CEH0672	<input type="checkbox"/>	LIFTABLE AND REMOVABLE, HEIGHT-ADJUSTABLE FROM 170 TO 295 MM - SHORT (330 MM) NON-ROTATING NARROW	NC : 0740, 0750, 0760, 0770, 0795, 0796, 0798, 0838, 1480	113,17
CEH0680	<input type="checkbox"/>	SWING AWAY DETACHABLE RH (N°3) - DESK	NC : 0740, 0750, 0760, 0770, 0795, 0796, 0798, 1480	117,54
CEH0690	<input type="checkbox"/>	SWING AWAY DETACHABLE RH (N°3) - FULL LENGTH	NC : 0740, 0750, 0756, 0760, 0770, 0795, 0796, 0832	140,28
CEH0695	<input type="checkbox"/>	REMOVABLE RH (N°4) AUTOLOCK SAFETY DEVICE INCLUDED - DESK	NC : 0740, 0750, 0756, 0760, 0770, 0772, 0780, 0790, 1480	117,54
CEH0696	<input type="checkbox"/>	REMOVABLE RH (N°4) AUTOLOCK SAFETY DEVICE INCLUDED - FULL LENGTH	NC : 0740, 0750, 0756, 0760, 0770, 0772, 0780, 0790	140,28
CEH0698	<input type="checkbox"/>	REMOVABLE AND HEIGHT ADJUSTABLE - SHORT NARROW GUTTER (330 MM) WITHOUT ROTATION	NC : 0740, 0750, 0756, 0760, 0770, 0772, 0780, 0790, 1480	113,17
CEH0732	<input type="checkbox"/>	REMOVABLE RH (N°4) AUTOLOCK SAFETY DEVICE INCLUDED - ARMPAD HEMI BLACK PU TR26	NC : 1480	113,17



ARMRESTS LH FORM IN BLACK COLOR				
CEH0740	<input type="checkbox"/>	REMOVABLE LH (N°1) AUTOLOCK SAFETY DEVICE INCLUDED - DESK	NC : 1480	◆
CEH0750	<input type="checkbox"/>	REMOVABLE LH (N°1) AUTOLOCK SAFETY DEVICE INCLUDED - FULL LENGTH		21,80
CEH0756	<input type="checkbox"/>	REMOVABLE AND CONTINUOUSLY HEIGHT-ADJUSTABLE FROM 200 MM TO 280 MM - SHORT NARROW GUTTER (330 MM) WITHOUT ROTATION		113,17
CEH0760	<input type="checkbox"/>	SWING AWAY DETACHABLE LH (N°2) - DESK	NC : 1480	○
CEH0770	<input type="checkbox"/>	SWING AWAY DETACHABLE LH (N°2) - FULL LENGTH		24,64
CEH0772	<input type="checkbox"/>	LIFTABLE AND REMOVABLE, HEIGHT-ADJUSTABLE FROM 170 TO 295 MM - SHORT (330 MM) NON-ROTATING NARROW	NC : 1480	113,17
CEH0780	<input type="checkbox"/>	SWING AWAY DETACHABLE LH (N°3) - DESK	NC : 1480	117,54
CEH0790	<input type="checkbox"/>	SWING AWAY DETACHABLE LH (N°3) - FULL LENGTH		140,28
CEH0795	<input type="checkbox"/>	REMOVABLE LH (N°4) AUTOLOCK SAFETY DEVICE INCLUDED - DESK	NC : 1480	117,54
CEH0796	<input type="checkbox"/>	REMOVABLE LH (N°4) AUTOLOCK SAFETY DEVICE INCLUDED - FULL LENGTH		140,28
CEH0798	<input type="checkbox"/>	REMOVABLE AND HEIGHT ADJUSTABLE - SHORT NARROW GUTTER (330 MM) WITHOUT ROTATION	NC : 1185	113,17
CEH0832	<input type="checkbox"/>	REMOVABLE LH (N°4) AUTOLOCK SAFETY DEVICE INCLUDED - ARMPAD HEMI BLACK PU TR26	NC : 1480	113,17



SEAT CUSHION TYPE					
<b>Cushion</b>					
CEH0849	<input type="checkbox"/>	BASIC 60 MM FOAM CUSHION - NYLON & ANTI-SLIP COVER	NC : 0853, 0854, 0855, 0856, 0871, 0873	33,08	 0849
CEH0853	<input type="checkbox"/>	CLASSIC VISCO CUSHION 375X 400 MM -	NC : 0871, 0873, 0878, 0879	76,78	
CEH0854	<input type="checkbox"/>	CLASSIC VISCO CUSHION 405 X 400 MM -	NC : 0871, 0873, 0878, 0879	65,40	 0853 / 0854 0855 / 0856
CEH0855	<input type="checkbox"/>	CLASSIC VISCO CUSHION 430 X 430 MM -	NC : 0871, 0873, 0878, 0879	65,40	
CEH0856	<input type="checkbox"/>	CLASSIC VISCO CUSHION 455 X 400 MM -	NC : 0871, 0873, 0878, 0879	76,78	 0871
CEH0871	<input type="checkbox"/>	MATRX CONTOUR NG VISCO CUSHION	NC : 0873	76,78	
CEH0873	<input type="checkbox"/>	MATRX FLO-TECH IMAGE CUSHION		246,45	
<b>SEAT CUSHION DEPTH</b>					
CEH0878	<input type="checkbox"/>	FOR 400 MM SEAT DEPTH		<input type="radio"/>	
CEH0879	<input type="checkbox"/>	FOR 450 MM SEAT DEPTH		<input type="radio"/>	
<b>OTHER SEATING OPTIONS</b>					
CEH0852	<input type="checkbox"/>	SEAT RIGIDIZER	(Mandatory: Choose a seat cushion)	61,61	
CEH0882	<input type="checkbox"/>	LATERAL POSITIONING PADS (PAIR)		237,91	0882
CEH0905	<input type="checkbox"/>	NECKREST BLACK PU TR26 (INCLUDING BACKBRACE EXCEPT FOR LAGUNA)	NC : 0906, 0907, 0940, 0945	60,10	 0905
CEH0906	<input type="checkbox"/>	HEADREST BLACK PU TR26 (INCLUDING BACKBRACE EXCEPT FOR LAGUNA)	NC : 0907, 0940, 0945	199,05	
CEH0907	<input type="checkbox"/>	HEADREST WITH CHEEK SUPPORT BLACK PU TR26 (INCLUDING BACKBRACE EXCEPT FOR LAGUNA) -	NC : 0940, 0945	217,06	 0906 0907
CEH0930	<input type="checkbox"/>	ADJUSTABLE CALF STRAP		10,43	
CEH0935	<input type="checkbox"/>	LONGER FOOTREST TUBE (UL= 450-530 MM)	NC : 0936	17,06	
CEH0936	<input type="checkbox"/>	SHORTER FOOTREST SUPPORT (PAIR) (UL= 230-430 MM)		83,41	
CEH0940	<input type="checkbox"/>	BACKBRACE	NC : 0945	47,39	
CEH0945	<input type="checkbox"/>	FOLDABLE BACKBRACE	NC : 1451	105,21	 0945
<b>COLOURS</b>					
CEH0961	<input type="checkbox"/>	SLATE GREY (RAL7024 FINE TEXTURE)		<input type="radio"/>	
CEH0964	<input type="checkbox"/>	PEARL WHITE		<input type="radio"/>	
CEH0966	<input type="checkbox"/>	MATT BLACK		<input type="radio"/>	 0961 0964 0966
CEH0967	<input type="checkbox"/>	BLUE POP		<input type="radio"/>	
CEH0969	<input type="checkbox"/>	RED MATT		<input type="radio"/>	
CEH0974	<input type="checkbox"/>	NAVY BLUE		<input type="radio"/>	
CEH0980	<input type="checkbox"/>	ANTHRACITE BLACK		<input type="radio"/>	 0976 0969 0980
CEH0991	<input type="checkbox"/>	SPECIAL COLOUR		On Request	
<b>CASTER HOUSING TYPE</b>					
CEH0995	<input type="checkbox"/>	STANDARD		<input checked="" type="radio"/>	
<b>FRONT WHEELS</b>					
CEH1005	<input type="checkbox"/>	200 X 32 MM (8" X 1.1/4") - BLACK PNEUMATIC TYRE		<input type="radio"/>	
CEH1010	<input type="checkbox"/>	200 X 30 MM (8" X 1.1/4") - BLACK SOLID TYRE		<input type="radio"/>	
CEH1030	<input type="checkbox"/>	200 X 45 MM (8" X 2") - BLACK SOLID TYRE		<input type="radio"/>	 1010 1050
CEH1035	<input type="checkbox"/>	150 X 30 MM (6" X 1.1/4") - BLACK SOLID TYRE MEDIUM HARD		<input type="radio"/>	
CEH1050	<input type="checkbox"/>	150 X 30 MM (6" X 1.1/4") - BLACK SOLID TYRE		<input checked="" type="radio"/>	
CEH1054	<input type="checkbox"/>	125 X 30 MM (5" X 1") - BLACK SOLID TYRE		<input type="radio"/>	
CEH1056	<input type="checkbox"/>	140 X 40 MM (5" 1/2 X 1" 3/4) - BLACK SOLID TYRE MEDIUM HARD		<input type="radio"/>	
<b>REAR WHEELS</b>					
<b>REAR WHEEL SIZE</b>					
CEH1066	<input type="checkbox"/>	22" - 560 mm		<input type="radio"/>	
CEH1068	<input type="checkbox"/>	24" - 600 mm		<input checked="" type="radio"/>	
<b>REAR WHEEL TYPE</b>					
CEH1075	<input type="checkbox"/>	ONE ARM DRIVE (BLACK HUB & ZINC PLATTED SPOKED WITH ONE ARM DRIVE HANDRIM SYSTEM)		<input checked="" type="radio"/>	 
<b>TYRE TYPE</b>					
CEH1082	<input type="checkbox"/>	TYRES SOLID BLACK 35 MM (1"3/8)		<input checked="" type="radio"/>	 1.3/8"
CEH1088	<input type="checkbox"/>	PNEUMATIC LOW PROFILE BLACK 25 MM (1")		<input type="radio"/>	 1" 1082 1088
<b>REAR WHEELS AXLE TYPE</b>					
CEH1180	<input type="checkbox"/>	QUICK RELEASE AXLE		<input checked="" type="radio"/>	

REAR WHEELS POSITION				
CEH1190	<input type="checkbox"/>	STANDARD REAR WHEELS POSITION - 25MM FRONTWARDS/BACKREST CANE AXLE (12,5MM with Active Rear Wheel Support and Seat Depth 500MM)		◆
CEH1200	<input type="checkbox"/>	PASSIVE REAR WHEELS POSITION - 25MM BACKWARDS/BACKREST CANE AXLE (12,5MM with Active Rear Wheel Support and Seat Depth 500MM)		○
PUMP				
CEH1230	<input type="checkbox"/>	PUMP AND SUPPORT		10,43
CHASSIS OPTIONS TYPE				
CEH1241	<input type="checkbox"/>	FRONT WHEELS EXTENSION (+ 50 MM OUTWARD)		○  1241
BRAKES TYPE				
CEH1270	<input type="checkbox"/>	PUSH TO LOCK BRAKES		◆
CEH1275	<input type="checkbox"/>	PULL TO LOCK BRAKES		○
CEH1320	<input type="checkbox"/>	OAD WIRE CONTROLLED BRAKE RH	NC : 1390	94,79
CEH1330	<input type="checkbox"/>	OAD WIRE CONTROLLED BRAKE LH	NC : 1390	94,79
				 1270
SAFETY OPTIONS TYPE				
CEH1345	<input type="checkbox"/>	TRANSPORTATION BRACKETS		24,64
CEH1360	<input type="checkbox"/>	POSTURE BELT - PLASTIC BUCKLE	NC : 1361, 1362, 1363, 1364	31,28
CEH1361	<input type="checkbox"/>	HIP BELT, 2-PT, CTR-PULL, PB - M X 460MM PADS, FLAT-MOUNT	NC : 1362, 1363, 1364	199,05
CEH1362	<input type="checkbox"/>	HIP BELT, 2-PT, CTR-PULL, PB - L X 620MM PADS, FLAT-MOUNT	NC : 1363, 1364	206,64
CEH1363	<input type="checkbox"/>	HIP BELT, 4-PT, CTR-PULL, PB - M X 460MM PADS, FLAT-MOUNT	NC : 1364	234,12
CEH1364	<input type="checkbox"/>	HIP BELT, 4-PT, CTR-PULL, PB - L X 620MM PADS, FLAT-MOUNT		241,71
CEH1370	<input type="checkbox"/>	REAR ANTI-TIPPERS PAIR -	NC : 1375, 1440	79,62
CEH1375	<input type="checkbox"/>	REAR ANTI-TIPPERS PAIR WITH TIPPING AID - (REA TYPE)	NC : 1440	125,12
CEH1380	<input type="checkbox"/>	REFLECTORS KIT		38,86
CEH1390	<input type="checkbox"/>	BRAKE EXTENSION PAIR		10,43
				 1345  1361 / 1362  1363 / 1364  1375 1390
OPTIONS				
CEH1430	<input type="checkbox"/>	CANE HOLDER		49,29
CEH1440	<input type="checkbox"/>	TIPPING AID RH		28,44
CEH1451	<input type="checkbox"/>	DRIP STAND SUPPORT WITH DRIPSTAND (WITH BACKBRACE 0940 ONLY)		101,42
				 1440  1480
OTHERS OPTIONS				
CEH1480	<input type="checkbox"/>	ACRYLIC TRAY		72,83
RAMPS				
1440530	<input type="checkbox"/>	<b>Fiberglass Folding Mono Ramp</b> Folded dimensions: 2000 x 230 mm 16.3 kg - maximum capacity: 300 kg		1 787,68
1654128	<input type="checkbox"/>	<b>Basic ramp 2 telescopic parts</b> in aluminum and non-slip coating. Folded dimensions: 1210 x 194 mm 8.8 kg per pair - maximum capacity: 270 kg		402,84
1654129	<input type="checkbox"/>	<b>Quick2go Compact 3-part aluminum telescopic ramp</b> with non-slip coating Folded dimensions: 870 x 237 mm 13.6 kg per pair - maximum capacity: 260 kg		805,69
1654130	<input type="checkbox"/>	<b>Aluminium folding mono ramp</b> Folded dimensions: 1824 x 714 mm 13.9 kg - maximum capacity: 300 kg		426,54
				 1440530  1654128  1654129  1654130