

Invacare[®] Action³ Junior[®]

Please contact Invacare EU Export Customer Services on :-
Tel : +33 247 626980 ; Email : serviceclient_export@invacare.com
Or visit our website : www.invacare.eu.com



Invacare[®] Action³ Junior[®]
Folding manual wheelchair



Description:

- Weight: from 15 kg
- Maximum user weight: 80 kg.
- 2-year warranty period excluding wear parts

Date :

Purchase Order :

Customer Code :


Distributor Stamp::

Please make your selection with a cross in the box

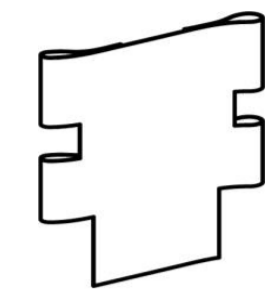
◆ Standard feature

○ Free of charge option

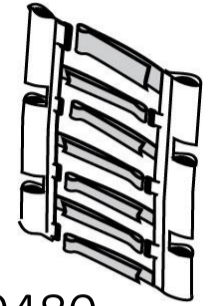
| CODE | DESCRIPTION | NC : Non Compatible NC : 9999 = not compatible with the reference 9999 | Euros |
|------------------------------|---|--|--------|
| CNB0030 | <input type="checkbox"/> Invacare [®] Action ³ Junior [®] - Fixed Backrest | | 529,85 |
| CNB0035 | <input type="checkbox"/> Invacare [®] Action ³ Junior [®] - Folding Backrest | | 572,18 |
| CNB0040 | <input type="checkbox"/> Invacare [®] Action ³ Junior [®] - Reclining Backrest | | 572,18 |
| PROPULSION TYPE | | | |
| CNB0100 | <input type="checkbox"/> SELF PROPULSION | | ◆ |
| SEAT | | | |
| STANDARD SEAT VERSION | | | |
| CNB0180 | <input type="checkbox"/> 305 MM SEAT WIDTH | NC : 0250, 0252, 0520, 0570, 0890, 1190, 1195 | ○ |
| CNB0190 | <input type="checkbox"/> 330 MM SEAT WIDTH | NC : 0240, 0251, 0530, 0580, 0900 | ○ |
| CNB0200 | <input type="checkbox"/> 355 MM SEAT WIDTH | NC : 0240, 0251, 0530, 0580, 0900 | ○ |
| SEAT DEPTH | | | |
| CNB0240 | <input type="checkbox"/> 300 MM SEAT DEPTH | NC : 1364 | ○ |
| CNB0250 | <input type="checkbox"/> 350 MM SEAT DEPTH | | ○ |
| CNB0251 | <input type="checkbox"/> ADJUSTABLE SEAT DEPTH 250 TO 300 MM | NC : 0340, 1364 | 50,24 |
| CNB0252 | <input type="checkbox"/> ADJUSTABLE SEAT DEPTH 300 TO 350 MM | NC : 0340 | 50,24 |
| SEAT HEIGHT | | | |
| CNB0260 | <input type="checkbox"/> 460 mm | | ◆ |
| CNB0270 | <input type="checkbox"/> 435 mm | NC : 0505, 0555 | ○ |
| CNB0280 | <input type="checkbox"/> 410 mm | NC : 0505, 0555, 1375, 1430 | ○ |
| SEAT UPHOLSTERY TYPE | | | |
| CNB0330 | <input type="checkbox"/> NYLON WITH LOOP BANDS SEAT UPHOLSTERY | | ○ |
| CNB0340 | <input type="checkbox"/> NYLON WITH LOOP BANDS SEAT UPHOLSTERY, WIDTH & DEPTH ADJUSTABLE | NC : 0360 | ◆ |
| SEAT CUSHION | | | |
| CNB0362 | <input type="checkbox"/> SEAT CUSHION MSS (ESSENTIAL JUNIOR) | | 90,05 |



| BACKREST | | | | |
|---|--------------------------|--|---|--------|
| BACKREST TYPE | | | | |
| CNB0380 | <input type="checkbox"/> | FIXED 7° BACKREST - 3 HEIGHTS: 370/400/430 MM - DELIVERED AT 370 MM (SW 205 TO 280 MM) AT 400 MM (SW 305 TO 380 MM) | | ◆ |
| CNB0390 | <input type="checkbox"/> | RECLINING (RATCHET) 0/30° BACKREST - 5 HEIGHTS: 350/370/390/410/430 MM - DELIVERED AT 370 MM (SW 205 TO 280 MM) AT 390 MM (SW 305 TO 380 MM) W/O BACKBRACE | NC : 1190, 1195 | ◆ |
| CNB0395 | <input type="checkbox"/> | RECLINING (GAS SPRING) 0/30° BACKREST - 400 MM HEIGHT W/O BACKBRACE | NC : 1190, 1195 | 237,91 |
| CNB0400 | <input type="checkbox"/> | FOLDING BACKREST - 3 HEIGHTS: 370/400/430 MM- DELIVERED AT 370 MM (SW 205 TO 280 MM) AT 400 MM (SW 305 TO 380 MM) | | ◆ |
| CNB0420 | <input type="checkbox"/> | FOLDING BACKREST - 400 MM HEIGHT; HEIGHT ADJUSTABLE PUSHHANDLE (100 MM) | | 154,50 |
| CNB0425 | <input type="checkbox"/> | FIXED 7° BACKREST - 400 MM (with 0475) 430 MM (with 0480) HEIGHT; HEIGHT ADJUSTABLE PUSHHANDLE (150 MM) | NC : 0492, 0495 | 154,50 |
| BACKREST UPHOLSTERY TYPE | | | | |
| CNB0475 | <input type="checkbox"/> | WIDTH & HEIGHT ADJUSTABLE NYLON SLING TYPE | NC : 0866, 0868 | ◆ |
| CNB0480 | <input type="checkbox"/> | CONTOUR (TENSION) ADJUSTABLE NYLON TYPE | NC : 0866, 0868 | 151,66 |
| Matrx Mini backrests (fixings included) - backrest depth 80 mm - max user weight: 68 kg | | | | |
| CNB0492 | <input type="checkbox"/> | Matrx Mini height 310 mm - Curve 80 mm | NC : 1345 | 519,43 |
| CNB0495 | <input type="checkbox"/> | Matrx Mini height 360 mm - Curve 80 mm | NC : 1345 | 519,43 |
| <i>Please note - loss of approximately 20 mm in seat depth with reclining backrests - delivered with Mini fixings</i> | | | | |
| HANGERS/FOOTPLATES | | | | |
| HEIGHT ADJ. BY STEP OF 10 MM | | | | |
| HANGERS RH TYPE | | | | |
| CNB0505 | <input type="checkbox"/> | 90° STRAIGHT RH REMOVABLE HANGER - UL STD 125 TO 260 MM | NC : 0600, 0610 | 83,41 |
| CNB0510 | <input type="checkbox"/> | 80° SHORT RH SWING IN/OUT HANGER - 0° STANDARD POSITION; UL STD 220 TO 320 MM | NC : 0561, 0562, 0563, 0610 | ○ |
| CNB0511 | <input type="checkbox"/> | 80° SHORT RH SWING IN/OUT HANGER - 30° ABDUCTION POSITION; UL STD 220 TO 320 MM | NC : 0560, 0562, 0563, 0610, 0611, 0881 | ○ |
| CNB0512 | <input type="checkbox"/> | 80° LONG RH SWING IN/OUT HANGER - 0° STANDARD POSITION; UL STD 300 TO 450 MM | NC : 0560, 0561, 0563, 0610 | ◆ |
| CNB0513 | <input type="checkbox"/> | 80° LONG RH SWING IN/OUT HANGER - 30° ABDUCTION POSITION; UL STD 300 TO 450 MM | NC : 0560, 0561, 0562, 0610, 0611, 0881 | ○ |
| CNB0520 | <input type="checkbox"/> | ELEVATING LEGREST (0° TO 80°) RH SWING IN/SWING OUT HANGER (INCLUDING CALFPAD); UL STD 275 TO 375 MM | NC : 0600, 0611, 0880, 0886 | 100,25 |
| CNB0530 | <input type="checkbox"/> | ELEVATING LEGREST (0° TO 80°) RH SWING IN/SWING OUT HANGER (WITHOUT CALFPAD, WITH CALFSTRAP); UL STD 235 TO 295 MM - | NC : 0600, 0611, 0880, 0886 | 100,25 |
| HANGERS LH TYPE | | | | |
| CNB0555 | <input type="checkbox"/> | 90° STRAIGHT LH REMOVABLE HANGER - UL STD 125 TO 260 MM | NC : 0620, 0630 | 83,41 |
| CNB0560 | <input type="checkbox"/> | 80° SHORT LH SWING IN/OUT HANGER - 0° STANDARD POSITION; UL STD 220 TO 320 MM | NC : 0630 | ○ |
| CNB0561 | <input type="checkbox"/> | 80° SHORT LH SWING IN/OUT HANGER - 30° ABDUCTION POSITION; UL STD 220 TO 320 MM | NC : 0611, 0630, 0881 | ○ |
| CNB0562 | <input type="checkbox"/> | 80° LONG LH SWING IN/OUT HANGER - 0° STANDARD POSITION; UL STD 300 TO 450 MM | NC: 0630 | ◆ |
| CNB0563 | <input type="checkbox"/> | 80° LONG LH SWING IN/OUT HANGER - 30° ABDUCTION POSITION; UL STD 300 TO 450 MM | NC : 0611, 0630, 0881 | ○ |
| CNB0570 | <input type="checkbox"/> | ELEVATING LEGREST (0° TO 80°) LH SWING IN/SWING OUT HANGER (INCLUDING CALFPAD); UL ST 275 TO 375 MM | NC : 0611, 0620, 0880, 0886 | 100,25 |
| CNB0580 | <input type="checkbox"/> | ELEVATING LEGREST (0° TO 80°) LH SWING IN/SWING OUT HANGER (WITHOUT CALFPAD, WITH CALFSTRAP); UL STD 235 TO 295 MM - | NC : 0611,0620, 0880, 0886 | 100,25 |
| FOOTPLATES RH TYPE | | | | |
| CNB0600 | <input type="checkbox"/> | FLIP UP RH FOOTPLATE | NC : 0875, 0886 | ◆ |
| CNB0605 | <input type="checkbox"/> | FLIP UP, ANGLE & DEPTH ADJUSTABLE RH FOOTPLATE | | 31,28 |
| CNB0610 | <input type="checkbox"/> | FLIP UP AND ANGLE ADJUSTABLE RH FOOTPLATE | NC : 0875, 0886 | ○ |
| CNB0611 | <input type="checkbox"/> | ONE PIECE FOOTBOARD | NC : 0620, 0625, 0630, 0875 | 60,66 |
| FOOTPLATES LH TYPE | | | | |
| CNB0620 | <input type="checkbox"/> | FLIP UP LH FOOTPLATE | NC : 0875, 0886 | ◆ |
| CNB0625 | <input type="checkbox"/> | FLIP UP, ANGLE & DEPTH ADJUSTABLE LH FOOTPLATE | | 31,28 |
| CNB0630 | <input type="checkbox"/> | FLIP UP AND ANGLE ADJUSTABLE LH FOOTPLATE | NC : 0875, 0886 | ○ |



0475



0480




Matrx Mini




Fixations Mini



0505 / 0555



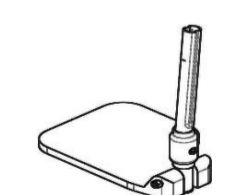
0510 / 0560



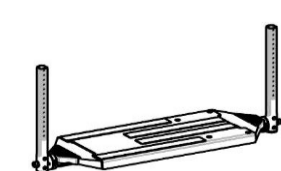
0520 / 0530



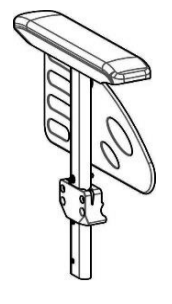

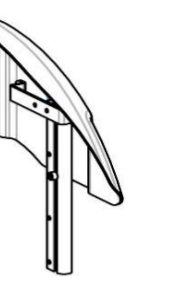
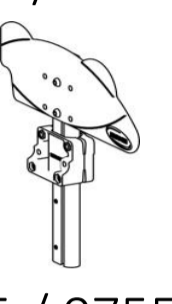
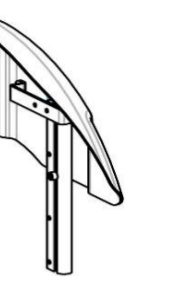
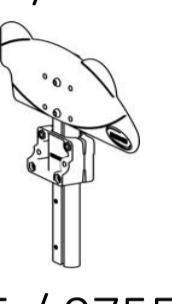



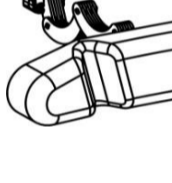










0605

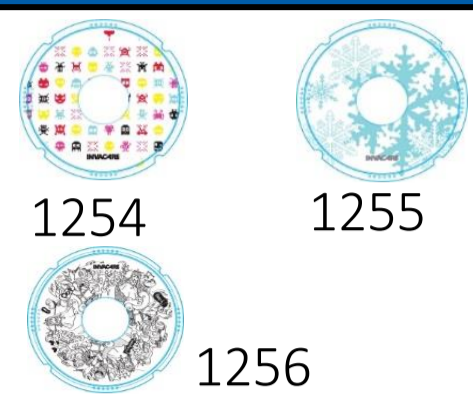
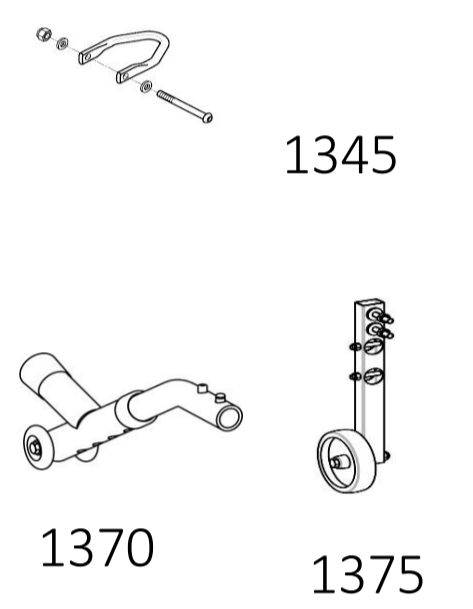
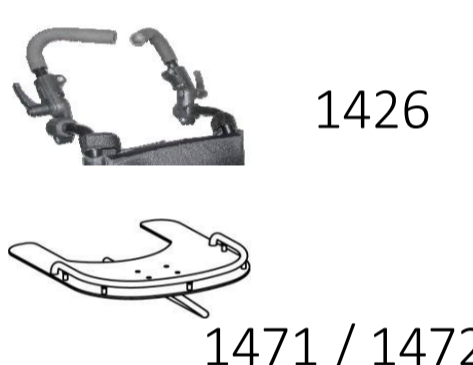



0610



0611

| ARMRESTS | | | | | |
|-----------------------------|--------------------------|---|--|------------|--|
| ARMRESTS RH FORM | | | | | |
| CNB0640 | <input type="checkbox"/> | REMOVABLE RH (N°1) AUTOLOCK SAFETY DEVICE INCLUDED - DESK, STD ARMPAD (60 MM) | NC : 0745, 0746, 0750, 0755 | ◆ |  0640 / 0740  0645 / 0745  0650 / 0750  0655 / 0755 |
| CNB0645 | <input type="checkbox"/> | REMOVABLE RH (N°1) AUTOLOCK SAFETY DEVICE INCLUDED - JUNIOR, STD ARMPAD (60 MM) | NC : 0740, 0746, 0750, 0755 | ○ | |
| CNB0646 | <input type="checkbox"/> | REMOVABLE RH (N°1) AUTOLOCK SAFETY DEVICE INCLUDED - NARROW ARMPAD JUNIOR (50 MM) | NC : 0740, 0745, 0750, 0755, 1470 | ○ | |
| CNB0650 | <input type="checkbox"/> | MUDGUARD RH - | NC : 0740, 0745, 0746, 0755, 1201, 1470, 1471, 1472 | 60,66 | |
| CNB0655 | <input type="checkbox"/> | SKIRTGUARD RH - JUNIOR | NC : 0740, 0745, 0746, 0750, 1470, 1471, 1472 | ○ | |
| ARMRESTS LH FORM | | | | | |
| CNB0740 | <input type="checkbox"/> | REMOVABLE LH (N°1) AUTOLOCK SAFETY DEVICE INCLUDED - DESK, STD ARMPAD (60 MM) | | ◆ |  0650 / 0750  0655 / 0755 |
| CNB0745 | <input type="checkbox"/> | REMOVABLE LH (N°1) AUTOLOCK SAFETY DEVICE INCLUDED - JUNIOR, STD ARMPAD (60 MM) | | ○ | |
| CNB0746 | <input type="checkbox"/> | REMOVABLE LH (N°1) AUTOLOCK SAFETY DEVICE INCLUDED - NARROW ARMPAD JUNIOR (50 MM) | NC : 0750, 0755, 1470 | ○ | |
| CNB0750 | <input type="checkbox"/> | MUDGUARD LH | NC : 1201, 1470, 1471, 1472 | 60,66 | |
| CNB0755 | <input type="checkbox"/> | SKIRTGUARD LH - JUNIOR | NC : 1470, 1471, 1472 | ○ | |
| SEATING OPTIONS TYPE | | | | | |
| CNB0860 | <input type="checkbox"/> | HEADREST STANDARD MULTI - ADJUSTABLE - INCLUDING WIDTH ADJUSTABLE BACKBRACE | NC : 0865, 0866 | 176,30 |  0866  0868  0875  0860  0865 |
| CNB0865 | <input type="checkbox"/> | HEADREST ROUND MULTI - ADJUSTABLE - INCLUDING WIDTH ADJUSTABLE BACKBRACE | NC : 0866 | 265,40 | |
| CNB0866 | <input type="checkbox"/> | MATRX MINI ELAN HEADREST (HEAD PAD 150 MM WIDE) - ONLY AVAILABLE WITH MATRX BACKRESTS | NC: 0860, 0865 and only compatible with Matrx folder | 466,35 | |
| CNB0868 | <input type="checkbox"/> | MATRX LATERAL SUPPORT, FIXED (PAIR) - ONLY AVAILABLE WITH MATRX BACKRESTS | | 236,02 | |
| CNB0875 | <input type="checkbox"/> | BODYPOINT ANKLE HUGGERS (PAIR) SIZE S | | 165,88 | |
| CNB0880 | <input type="checkbox"/> | ADJUSTABLE CALF STRAP | | 9,48 | |
| CNB0881 | <input type="checkbox"/> | FRONT STABILISER KIT - + 100 MM OUTWARD | | 52,13 | |
| CNB0886 | <input type="checkbox"/> | FOOTPLATE ADJUSTMENT OPTIMIZER KIT - (FRONT OR REAR SET ADJUSTMENT) | | 45,50 | |
| CNB0890 | <input type="checkbox"/> | ADDITIONAL ELEVATING LEGREST (0° TO 80°) SWING IN/OUT HANGER PAIR (INCL. ADJ FOOTPLATES); UL STD 275 TO 375 MM - | NC : 0900 | 200,49 | |
| CNB0900 | <input type="checkbox"/> | ADDITIONAL ELEVATING LEGREST (0° TO 80°) SWING IN/OUT HANGER PAIR (INCL. ADJ FOOTPLATES, WITHOUT CALFPADS, WITH CALFSTRAPS); UL STD 235 TO 295 MM - | | 200,49 | |
| CNB0902 | <input type="checkbox"/> | WIDTH ADJUSTABLE BACK BRACE - | | 71,09 | |
| COLOURS | | | | | |
| CNB0952 | <input type="checkbox"/> | PEARL WHITE | | ○ |  |
| CNB0953 | <input type="checkbox"/> | MATT BLACK | | ○ | |
| CNB0954 | <input type="checkbox"/> | MATT RED | | ○ | |
| CNB0955 | <input type="checkbox"/> | INTENSE YELLOW | | ○ | |
| CNB0956 | <input type="checkbox"/> | POLAR BLUE | | ○ | |
| CNB0957 | <input type="checkbox"/> | CANDY PINK | | ○ | |
| CNB0959 | <input type="checkbox"/> | NAVY BLUE | | ○ | |
| CNB0991 | <input type="checkbox"/> | SPECIAL COLOUR (ON DEMAND ONLY) | RAL | On Request | |
| FRONT WHEELS | | | | | |
| CNB0999 | <input type="checkbox"/> | 125 X 30 MM (5" x 1") - BLACK SOLID TYRE | | ◆ |  1130  1120 |
| CNB1001 | <input type="checkbox"/> | 125 X 25 MM (5" x 1") - FLASHING LIGHTS SOLID TYRE | | 72,99 | |
| CNB1007 | <input type="checkbox"/> | 125 X 40 MM (5"x 1" 3/4) - BLACK SOLID TYRE | | 38,86 | |
| REAR WHEELS | | | | | |
| REAR WHEEL SIZE | | | | | |
| CNB1020 | <input type="checkbox"/> | 20" - 515 mm | NC : 1040, 1050 | ○ |  1130  1120 |
| CNB1030 | <input type="checkbox"/> | 22" - 560 mm | NC : 1045 | ◆ | |
| REAR WHEEL TYPE | | | | | |
| CNB1040 | <input type="checkbox"/> | STANDARD (BLACK HUB, COLORLESS RIM & ZINC PLATED SPOKES) | NC : 1280 | ◆ |  1130  1120 |
| CNB1045 | <input type="checkbox"/> | REINFORCED (COLORLESS HUB, CLEAR ANODIZED RIM & STAINLESS STEEL SPOKES) | NC : 1280 | ○ | |
| CNB1050 | <input type="checkbox"/> | DRUM BRAKE (22" : COLORLESS HUB, CLEAR ANODIZED RIM & STAINLESS STEEL SPOKES) | NC : 1270, 1275 | ○ | |
| REAR WHEEL TYRE | | | | | |
| CNB1120 | <input type="checkbox"/> | TYRES SOLID BLACK (1"3/8) | | ◆ |  1130  1120 |
| CNB1130 | <input type="checkbox"/> | PNEUMATIC PROFILED BLACK (1"3/8) | | ○ | |

| HANDRIM TYPE | | | |
|-----------------------|--------------------------|---|---|
| CNB1140 | <input type="checkbox"/> | ALUMINIUM PRE-ANODIZED HANDRIM | ◆ |
| CNB1141 | <input type="checkbox"/> | HANDRIM COATED IN BLACK ANTI-SLIP PLASTIC | 127,01 |
| REAR WHEELS AXLE TYPE | | | |
| CNB1180 | <input type="checkbox"/> | QUICK RELEASE AXLE | ◆ |
| REAR WHEELS POSITION | | | |
| CNB1190 | <input type="checkbox"/> | STANDARD REAR WHEELS POSITION | ◆ |
| CNB1195 | <input type="checkbox"/> | MEDIUM REAR WHEELS POSITION | ○ |
| CNB1200 | <input type="checkbox"/> | PASSIVE REAR WHEELS POSITION | ○ |
| CNB1201 | <input type="checkbox"/> | DUAL AMPUTEE REAR WHEELS POSITIONS | NC : 1275, 1280, 1375 148,82 |
| CHASSIS OPTIONS TYPE | | | |
| CNB1253 | <input type="checkbox"/> | SPOKE GUARDS CLEAR PAIR | 165,88 |
| CNB1254 | <input type="checkbox"/> | SPOKE GUARDS PIXEL; PAIR | 190,52 |
| CNB1255 | <input type="checkbox"/> | SPOKE GUARDS SNOWFLAKES; PAIR | 190,52 |
| CNB1256 | <input type="checkbox"/> | SPOKE GUARDS COLOR ME!; PAIR | 190,52 |
| | | |  |
| BRAKES TYPE | | | |
| CNB1270 | <input type="checkbox"/> | PUSH TO LOCK BRAKES | ◆ |
| CNB1275 | <input type="checkbox"/> | PULL TO LOCK BRAKES | ○ |
| CNB1280 | <input type="checkbox"/> | ATTENDANT HUB BRAKES (INCLUDING PUSH TO LOCK BRAKES) | NC : 1426 178,20 |
| SAFETY OPTIONS TYPE | | | |
| CNB1345 | <input type="checkbox"/> | TRANSPORTATION BRACKETS | 24,64 |
| CNB1362 | <input type="checkbox"/> | BODYPOINT POSTURE BELT 2 POINTS, SMALL 110 mm x 25 MM | |
| CNB1364 | <input type="checkbox"/> | BODYPOINT POSTURE BELT 2 POINTS, MEDIUM 140 mm x 40 MM | |
| CNB1370 | <input type="checkbox"/> | REAR ANTI-TIPPERS PAIR WITH TIPPING AID | NC : 1430 87,20 |
| CNB1375 | <input type="checkbox"/> | TRANSFER KIT (100 MM (4") WHEELS) | 67,30 |
| CNB1380 | <input type="checkbox"/> | REFLECTORS KIT (FOR SPOKE WHEELS ONLY) | 38,86 |
| CNB1390 | <input type="checkbox"/> | BRAKE EXTENSION PAIR | 10,43 |
| | | |  |
| OTHERS OPTIONS | | | |
| CNB1426 | <input type="checkbox"/> | STROLLER PUSH HANDLES PAIR | 204,74 |
| CNB1430 | <input type="checkbox"/> | RH TIPPING AID | 42,65 |
| CNB1470 | <input type="checkbox"/> | ACRYLIC TRAY | 72,83 |
| CNB1471 | <input type="checkbox"/> | RH SWING AWAY ACRYLIC TRAY | 281,52 |
| CNB1472 | <input type="checkbox"/> | LH SWING AWAY ACRYLIC TRAY | 281,52 |
| | | |  |
| RAMPS | | | |
| 1440530 | <input type="checkbox"/> | Fiberglass Folding Mono Ramp Folded dimensions: 2000 x 230 mm 16.3 kg - maximum capacity: 300 kg" | 1 787,68 |
| 1654128 | <input type="checkbox"/> | Basic ramp 2 telescopic parts in aluminum and non-slip coating - Folded dimensions: 1210 x 194 mm. 8.8 kg per pair - maximum capacity: 270 kg | 402,84 |
| 1654129 | <input type="checkbox"/> | Quick2go Compact 3-part aluminum telescopic ramp with non-slip coating Folded dimensions: 870 x 237 mm 13.6 kg per pair - maximum capacity: 260 kg | 805,69 |
| 1654130 | <input type="checkbox"/> | Aluminium folding mono ramp Folded dimensions: 1824 x 714 mm 13.9 kg - maximum capacity: 300 kg | 426,54 |
| | | |  |