

Please contact Invacare EU Export Customer Services on :-
 Tel : +33 247 626980 ; Email : serviceclient_export@invacare.com
 Or visit our website : www.invacare.eu.com



Küschall The KSL



Active and lightweight aluminum manual wheelchair, rigid frame, folding and angle-adjustable backrest



Description:
 - Aluminum frame with hydroformed tubes
 - Customization kit with premium decals
 - Max user weight: 100 kg
 - Complete weight: from 6.8 kg.
 - Transport weight: from 4.3 kg.
 - Warranty: 2 years excluding wearing parts
 Discover the new possibilities of the special fabrication **UNIQUE**. Push back the limits of the personalization with a wide range of possibilities. Create **UNIQUE** wheelchairs.
 You will find the special fabrications within the turquoise blue frames.

Discover our new tool to help calculate overall dimensions and find the visual configurator to make your configuration!

Date :

Purchase Order :

Customer Code :

Distributor Stamp:

NEW :
 DISCOVER THE
 ADJUSTABLE CENTER OF
 GRAVITY
 (UHA6050)

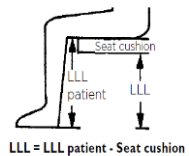
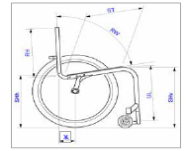
We reserve the right to deliver a + or - tolerance of +/- 10 mm on all measurements We reserve the right to make technical changes without notice

Please make your selection with a cross in the box Standard feature Free of charge option

CODE		DESCRIPTION	NC : Non Compatible NC : 9999 = not compatible with the reference 9999	Euros	
DSA0100	<input type="checkbox"/>	küschall® The KSL - Fixed Backrest		4 598,10	
DSA0120	<input type="checkbox"/>	küschall® The KSL - Foldable and Angle Adjustable Backrest		4 813,27	
K-SERIES FOLDING BACKREST					
	<input type="checkbox"/>	K-SERIES FOLDING BACKREST ON KSL - WITH FOLD-DOWN CLOTHES-GUARDS	SPECIAL FABRICATION: UN1673798	645,50	
	<input type="checkbox"/>	K-SERIES FOLDING BACKREST ON KSL - WITH DETACHABLE MUDGUARDS	SPECIAL FABRICATION: UN1677038	648,34	
SPECIAL CONSTRUCTION					
DSA0000	<input type="checkbox"/>	Myküschall special construction		On Request	
USA0001	<input type="checkbox"/>	UNIQUE - PERSONNALIZATION		On Request	
POSITIONNING PACKAGE					
DSA0220	<input type="checkbox"/>	Matrx MX2 & Libra positioning and pressure ulcer prevention pack including: - Matrx MX2 folder (size to choose from DSA2300 to DSA2315) - Matrx Libra Cushion (DSA2720) - Bodypoint® Evoflex® 2-point hip belt (size to choose from DSA7810 to DSA7830)	NC: Seat width 360 mm possible only with depth 410/435 mm, 1315, 1430	1222,23	Save 15% by selecting this PACK, i.e. €218.85!
CHASSIS TYPE					
CHASSIS					
DSA1000	<input type="checkbox"/>	FRAME ANGLE 75° TO THE GROUND			◆
DSA1010	<input type="checkbox"/>	FRAME ANGLE 75° TO THE GROUND - TAPERED FRONT FRAME			○
DSA1020	<input type="checkbox"/>	FRAME ANGLE 90° TO THE GROUND			○
DSA1030	<input type="checkbox"/>	FRAME ANGLE 90° TO THE GROUND - TAPERED FRONT FRAME	NC : 5300, 5350, 5400, 5500		○
	<input type="checkbox"/>	Gripping bar welded under the seat behind the central fixing hole of the seat cover (additional weight approximately 170 g and painted in the color of the frame)		On Request	○



SEAT WIDTH (SW)					
DSA1315	<input type="checkbox"/>	340 mm		NC : 1600, 2300, 2305, 2310, 2315, 2710, 2720, 2740, 2742, 2744, 2746, 2748	○
DSA1320	<input type="checkbox"/>	360 mm		NC : 2362, 2364, 2366, 2742, 2744, 2746, 2748	○
DSA1325	<input type="checkbox"/>	380 mm		NC : 2364, 2366, 2744	○
DSA1330	<input type="checkbox"/>	400 mm		NC : 2360, 2364, 2366, 2740, 2744	○
DSA1335	<input type="checkbox"/>	420 mm		NC : 2360, 2362, 2366, 2740	○
DSA1340	<input type="checkbox"/>	440 mm		NC : 2360, 2362, 2364, 2740, 2742	○
SEAT DEPTH (SD)					
DSA1430	<input type="checkbox"/>	385 mm		NC : 2720, 2744, 7810, 7820, 7830	○
DSA1440	<input type="checkbox"/>	410 mm		NC : 2746	◆
DSA1455	<input type="checkbox"/>	435 mm		NC : 2740, 2742	○
DSA1470	<input type="checkbox"/>	460 mm		NC : 2740, 2742, 2744	○
DSA1485	<input type="checkbox"/>	485 mm		NC : 2710, 2740, 2742, 2744, 2746, 2748	○
BACKREST HEIGHT (BH)					
DSA1600	<input type="checkbox"/>	BACK HEIGHT DEPENDS ON POSITIONING BACKREST - SELECT IF YOU WANT TO ORDER MATRIX / POSTURE PACKAGING CHOICE		NC : 2200, 2210, 2200, 2230	○
DSA1605	<input type="checkbox"/>	270 mm		NC : 2210, 2240	○
DSA1610	<input type="checkbox"/>	285 mm		NC : 2210, 2240	○
DSA1615	<input type="checkbox"/>	300 mm		NC : 2240	◆
DSA1620	<input type="checkbox"/>	315 mm	DSA1625 <input type="checkbox"/>	330 mm	NC : 2240
DSA1630	<input type="checkbox"/>	345 mm	DSA1635 <input type="checkbox"/>	360 mm	NC : 2240
DSA1640	<input type="checkbox"/>	375 mm	DSA1645 <input type="checkbox"/>	390 mm	NC : 2240
DSA1650	<input type="checkbox"/>	405 mm	DSA1655 <input type="checkbox"/>	420 mm	NC : 2240
FRONT SEAT-TO-FLOOR HEIGHT (FSTF) - See table 1					
DSA1740	<input type="checkbox"/>	450 mm		NC : 1840, 1845, 1850, 1855, 1860, 6420	○
DSA1745	<input type="checkbox"/>	460 mm		NC : 1845, 1850, 1855, 1860	○
DSA1750	<input type="checkbox"/>	470 mm		NC : 1850, 1855, 1860	○
DSA1755	<input type="checkbox"/>	480 mm		NC : 1855, 1860	○
DSA1760	<input type="checkbox"/>	490 mm		NC : 1860	◆
DSA1765	<input type="checkbox"/>	500 mm			○
DSA1770	<input type="checkbox"/>	510 mm		NC : 1820	○
DSA1775	<input type="checkbox"/>	520 mm		NC : 1820, 1825	○
DSA1780	<input type="checkbox"/>	530 mm		NC : 1820, 1825, 1830, 6410	○
REAR SEAT-TO-FLOOR HEIGHT (RSTF) - RSTF = "FSTF -100 MM" TO "FSTF-20 MM"					
DSA1820	<input type="checkbox"/>	400 mm		NC : 6420	○
DSA1825	<input type="checkbox"/>	410 mm			○
DSA1830	<input type="checkbox"/>	420 mm			○
DSA1835	<input type="checkbox"/>	430 mm			◆
DSA1840	<input type="checkbox"/>	440 mm	DSA1845 <input type="checkbox"/>	450 mm	○
DSA1850	<input type="checkbox"/>	460 mm	DSA1855 <input type="checkbox"/>	470 mm	○
DSA1860	<input type="checkbox"/>	480 mm			○
LOWER LEG LENGTH (LLL)					
- 75° FRAME: LLL = "FSTF-100 MM" TO "FSTF-30 MM"					
- 90° FRAME: LLL = "FSTF-80 MM TO "FSTF-40 MM"					
DSA1930	<input type="checkbox"/>	350 mm			○
DSA1932	<input type="checkbox"/>	360 mm	DSA1934 <input type="checkbox"/>	370 mm	○
DSA1936	<input type="checkbox"/>	380 mm	DSA1938 <input type="checkbox"/>	390 mm	○
DSA1940	<input type="checkbox"/>	400 mm	DSA1942 <input type="checkbox"/>	410 mm	○
DSA1944	<input type="checkbox"/>	420 mm			○
DSA1946	<input type="checkbox"/>	430 mm			◆
DSA1948	<input type="checkbox"/>	440 mm	DSA1950 <input type="checkbox"/>	450 mm	○
DSA1952	<input type="checkbox"/>	460 mm	DSA1954 <input type="checkbox"/>	470 mm	○
DSA1956	<input type="checkbox"/>	480 mm	DSA1958 <input type="checkbox"/>	490 mm	○
DSA1960	<input type="checkbox"/>	500 mm			○
BACKREST					
BACK UPHOLSTERY					
DSA2200	<input type="checkbox"/>	STANDARD UPHOLSTERY		NC : 2300, 2305, 2310, 2315, 2440	◆
DSA2210	<input type="checkbox"/>	LIGHT BACK UPHOLSTERY		NC : 2300, 2305, 2310, 2315, 2440	178,20
DSA2220	<input type="checkbox"/>	TENSION ADJUSTABLE PREMIUM BLACK BACK UPHOLSTERY WITH LOOP BANDS		NC : 2300, 2305, 2310, 2315, 2440	○
DSA2230	<input type="checkbox"/>	AERO BACK, TENSION ADJUSTABLE		NC : 2300, 2305, 2310, 2315, 2440	258,77



DSA2240	<input type="checkbox"/> WITHOUT BACKREST UPHOLSTERY - SELECT IF YOU WANT TO MOUNT POSITIONNING BACKRESTS SUCH AS MATRX		○	
---------	---	--	---	--

UNIQUE - BACK UPHOLSTERY STITCHING COLOUR - Only for Aero Back upholstery			
USA2241	<input type="checkbox"/>	NEON YELLOW	101,42
USA2242	<input type="checkbox"/>	NEON PINK	101,42
USA2243	<input type="checkbox"/>	BLUE	101,42
USA2244	<input type="checkbox"/>	WHITE	101,42
USA2245	<input type="checkbox"/>	RED	101,42
USA0002	<input type="checkbox"/>	"Your personal color": <i>Please contact our customers service</i>	On request
UNIQUE - BACK UPHOLSTERY - EMBROIDERY - Only for Aero Back upholstery			
USA2246	<input type="checkbox"/>	SMILEY	218,01
USA2248	<input type="checkbox"/>	TRAVELER	218,01
USA2249	<input type="checkbox"/>	SAKURA BEAUTY	218,01
USA2250	<input type="checkbox"/>	FANNY CACTUS	218,01
USA2251	<input type="checkbox"/>	KUSCHALL LOGO: <i>Please contact our customers service</i>	On request
USA0003	<input type="checkbox"/>	"Your personal design": <i>Please contact our customers service - Provide the wished design in .ai / .pdf or .png format</i>	On request
UNIQUE - BACK UPHOLSTERY- FLOCKING - Only for Aero Back upholstery			
USA2253	<input type="checkbox"/>	SMILEY	118,48
USA2255	<input type="checkbox"/>	TRAVELER	118,48
USA2256	<input type="checkbox"/>	SAKURA BEAUTY	118,48
USA2257	<input type="checkbox"/>	FANNY CACTUS	118,48
USA2259	<input type="checkbox"/>	PAINT STAIN	118,48
USA0004	<input type="checkbox"/>	"Your personal design": <i>Please contact our customers service - Provide the wished design in .ai / .pdf or .png format</i>	On request
MATRX BACKRESTS			
-HEIGHT REFERS TO ACTUAL HEIGHT OF THE MATRX BACKREST - Matrx MX2 backrest user max. weight: 114 kg			
DSA2300	<input type="checkbox"/>	MATRX MX2, HEIGHT 150 MM WITH QUICK RELEASE HARDWARE	927,01
DSA2305	<input type="checkbox"/>	MATRX MX2, HEIGHT 150 MM WITH QUICK RELEASE HARDWARE	927,01
DSA2310	<input type="checkbox"/>	MATRX MX2, HEIGHT 305 MM WITH QUICK RELEASE HARDWARE	927,01
DSA2315	<input type="checkbox"/>	MATRX MX2, HEIGHT 405 MM WITH QUICK RELEASE HARDWARE	927,01
MATRX BACKRESTS WIDTH CHOICE			
DSA2360	<input type="checkbox"/>	360 mm - indicative bust width 265 mm	<input type="radio"/>
DSA2362	<input type="checkbox"/>	380 mm - indicative bust width 290 mm	<input type="radio"/>
DSA2364	<input type="checkbox"/>	410 mm - indicative bust width 315 mm	<input type="radio"/>
DSA2366	<input type="checkbox"/>	430 mm - indicative bust width 340 mm	<input type="radio"/>
DSA2368	<input type="checkbox"/>	460 mm - indicative bust width 370 mm	<input type="radio"/>
PUSH HANDLES			
DSA2400	<input type="checkbox"/>	WITHOUT PUSH HANDLES	<input type="checkbox"/>
DSA2410	<input type="checkbox"/>	LIGHT BACK UPHOLSTERY	<input type="radio"/>
DSA2420	<input type="checkbox"/>	TENSION ADJUSTABLE PREMIUM BLACK BACK UPHOLSTERY	<input type="radio"/>
DSA2440	<input type="checkbox"/>	HEIGHT ADJUSTABLE, INTEGRATED (ONLY WITH MATRX BACKREST)	254,03
DSA2450	<input type="checkbox"/>	WITHOUT BACKREST UPHOLSTERY	213,27
BACKREST ANGLE (BA) - from the seat			
DSA2500	<input type="checkbox"/>	74°	<input type="radio"/>
DSA2540	<input type="checkbox"/>	82°	<input type="radio"/>
DSA2560	<input type="checkbox"/>	86°	<input type="radio"/>
DSA2520	<input type="checkbox"/>	78°	<input type="radio"/>
DSA2580	<input type="checkbox"/>	90°	<input type="radio"/>
SEAT UPHOLSTERY			
DSA2600	<input type="checkbox"/>	STANDARD SEAT UPHOLSTERY - CENTRAL LOOP BAND	<input type="checkbox"/>
DSA2630	<input type="checkbox"/>	LIGHT SEAT UPHOLSTERY : -60kg	66,35
UNIQUE - SEAT UPHOLSTERY STITCHING COLOUR			
USA2602	<input type="checkbox"/>	NEON YELLOW	118,48
USA2603	<input type="checkbox"/>	NEON PINK	118,48
USA2604	<input type="checkbox"/>	BLUE	118,48
USA2605	<input type="checkbox"/>	WHITE	118,48
USA2606	<input type="checkbox"/>	RED	118,48
USA0005	<input type="checkbox"/>	"Your personal color": <i>Please contact our customers service</i>	On request

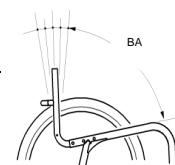
MX2: only 140g more than a tension-adjustable backrest!



2300, 2305, 2310, 2315

















2450



2600



2630

SEATING					
CUSHION					
DSA2700	<input type="checkbox"/>	STANDARD SEAT CUSHION,60 MM, DOUBLE FOAM WITH VISCO TOP	NC : 2810, 2820, 2830, 2840, 2850	101,42	
DSA2710	<input type="checkbox"/>	FLO-TECH LITE	NC : 2810, 2820, 2830, 2840, 2850	118,48	2700
DSA2720	<input type="checkbox"/>	MATRX LIBRA CUSHION, BLACK SMOOTH COVER	NC : largeur 360 mm possible uniquement avec profondeur 410 et 435 mm	293,84	 2710
DSA2740	<input type="checkbox"/>	CLASSIC VISCO CUSHION 375 X 400 MM - ONLY FOR USERS WEIGHTING UP TO 50 KG	NC : 2810, 2820, 2830, 2840, 2850	76,78	 2720
DSA2742	<input type="checkbox"/>	CLASSIC VISCO CUSHION 405 X 400 MM - ONLY FOR USERS WEIGHTING UP TO 100 KG	NC : 2810, 2820, 2830, 2840, 2850	65,40	
DSA2744	<input type="checkbox"/>	CLASSIC VISCO CUSHION 430 X 430 MM - ONLY FOR USERS WEIGHTING UP TO 100 KG	NC : 2810, 2820, 2830, 2840, 2850	65,40	
DSA2746	<input type="checkbox"/>	CLASSIC VISCO CUSHION 455 X 400 MM - ONLY FOR USERS WEIGHTING UP TO 100 KG	NC : 2810, 2820, 2830, 2840, 2850	76,78	 2740 / 2742
DSA2748	<input type="checkbox"/>	CONTOUR VISCO NG CUSHION	NC : 2810, 2820, 2830, 2840, 2850	76,78	 2748
DSA2750	<input type="checkbox"/>	VICAIR ACTIVE O2 CUSHION		683,73	 2810
MATRX LIBRA CUSHION ACCESSORIES					
DSA2810	<input type="checkbox"/>	FLUID SUPPLEMENT SAC (PAIR)		90,05	 2820
DSA2820	<input type="checkbox"/>	TAPERED WEDGE PAIR		41,71	 2830
DSA2830	<input type="checkbox"/>	ABDUCTOR		47,39	 2840
DSA2840	<input type="checkbox"/>	LATERAL SIDE WEDGE		41,71	 2850
DSA2850	<input type="checkbox"/>	ANTERIOR FRONT WEDGE		54,98	
SEAT RIGIDIZER					
DSA2860	<input type="checkbox"/>	SEAT RIGIDIZER	(Mandatory: choose a seat cushion)	56,87	 2860
FOOTREST					
FOOTREST TYPE (TUBE / PLATE)					
DSA3200	<input type="checkbox"/>	FOOTREST TUBE, RIGID - ALUMINIUM NEW PROFILE		○	 3200
DSA3210	<input type="checkbox"/>	FOOTREST TUBE, RIGID - TITANIUM		◆	
DSA3220	<input type="checkbox"/>	CARBON FOOTPLATE, ANGLE ADJUSTABLE	NC : 3290	264,45	3210 
FOOTREST COVER					
DSA3290	<input type="checkbox"/>	FOOTREST COVER		113,74	
FOOT AND LEG SUPPORT					
DSA3300	<input type="checkbox"/>	CALF STRAP MOUNTED ON THE FRAME		◆	
DSA3305	<input type="checkbox"/>	CALF STRAP WITH BRACKET SUPPORT		76,78	 3305

FOOT AND LEG SUPPORT				
DSA3410	<input type="checkbox"/>	CARBON CLOTHES GUARDS, FIXED		◆
DSA3430	<input type="checkbox"/>	CARBON MUDGUARDS, FIXED	NC : 7230	89,10
COLOUR OFFERING & CUSTOMIZATION				
FRAME COLOR				
DSA4000	<input type="checkbox"/>	SPACE BLACK (RAL 9005)		○
DSA4010	<input type="checkbox"/>	ANTHRACITE GREY (RAL 7016)		○
DSA4020	<input type="checkbox"/>	PURE WHITE (RAL 9016)	NC : 4220	○
DSA4030	<input type="checkbox"/>	CARMINE RED (RAL 3002)		○
DSA4040	<input type="checkbox"/>	AZURE BLUE (RAL 5017)		○
DSA4060	<input type="checkbox"/>	FLASHY YELLOW (RAL 1016)		216,11
DSA4100	<input type="checkbox"/>	BLACK GLOSSY (RAL 9005)		216,11
DSA4130	<input type="checkbox"/>	SILVER GREY (RAL 9006)		216,11
DSA4145	<input type="checkbox"/>	PEARL NIGHT BLUE	NEW	216,11
DSA4150	<input type="checkbox"/>	RUBY RED (RAL 3003)		216,11
DSA4170	<input type="checkbox"/>	DYNAMITE ORANGE - specific color mix, no RAL definition		216,11
DSA4180	<input type="checkbox"/>	FOREST GREEN (RAL 6029)		216,11
USA4101	<input type="checkbox"/>	DIAMOND SILVER		696,68
USA4102	<input type="checkbox"/>	PASTEL GREEN		750,71
USA4103	<input type="checkbox"/>	SKY BLUE		750,71
USA4104	<input type="checkbox"/>	PLUM PURPLE		750,71
USA4105	<input type="checkbox"/>	SALMON		750,71
DSA4070	<input type="checkbox"/>	ATOMIC VIOLET- specific color mix, no RAL definition		On quote
USA0008	<input type="checkbox"/>	Special colors: - Manufacturing time + 10 days: for a color already offered on the other ranges of Invacare manual wheelchairs. <p style="text-align: center;">WHERE</p> - Manufacturing time + 15 days: for any other request (subject to feasibility) - specify RAL number		750,71
UNIQUE - CERAMIC GLAZE FINISH				
USA4066	<input type="checkbox"/>	CERAMIC GLAZE FINISH (ONLY FOR USA**** COLOURS)		643,60
STYLING				
DSA4190	<input type="checkbox"/>	BOLD	NC : 4300, 4310	64,45
DSA4195	<input type="checkbox"/>	TAG	NC : 4200 à 4250	◆
BOLD COLOR				
DSA4200	<input type="checkbox"/>	BLACK		○
DSA4210	<input type="checkbox"/>	DARK GREY		○
DSA4220	<input type="checkbox"/>	LIGHT GREY		○
DSA4230	<input type="checkbox"/>	RED		○
DSA4240	<input type="checkbox"/>	BLUE		○
DSA4250	<input type="checkbox"/>	GOLD		○
USA4252	<input type="checkbox"/>	NEON YELLOW		161,14
USA4253	<input type="checkbox"/>	NEON GREEN		161,14
USA4254	<input type="checkbox"/>	NEON ORANGE		161,14
USA4255	<input type="checkbox"/>	NEON PINK		161,14
USA4256	<input type="checkbox"/>	NEON RED		161,14
USA0009	<input type="checkbox"/>	"Your personal color": Please contact customers service		On request
TAG COLOR				
DSA4300	<input type="checkbox"/>	BLACK		○
DSA4310	<input type="checkbox"/>	RED		○
FRONT WHEEL				
DSA5000	<input type="checkbox"/>	3" SUPERSPORT		○
DSA5050	<input type="checkbox"/>	4" EVERYDAY WHEEL WITH BLACK TYRE		◆
DSA5100	<input type="checkbox"/>	4" COMFORT WHEEL WITH BLACK TYRE		○
DSA5150	<input type="checkbox"/>	4" STAREC BLACK HUB, BLACK TYRE		75,83
DSA5200	<input type="checkbox"/>	4" FROGLEGS FRONT WHEEL WITH BLACK HUB, BLACK TYRE	Select the Froglegs front wheels with black hub (DSA5200) to access UNIQUE anodizations	121,33
DSA5250	<input type="checkbox"/>	4" FROGLEGS FRONT WHEEL WITH SILVER HUB, BLACK TYRE		121,33
DSA5300	<input type="checkbox"/>	5" EVERYDAY WITH BLACK TYRE	NOT POSSIBLE WITH 90° FRONT FRAME (DSA1020/1030)	○
DSA5350	<input type="checkbox"/>	5" COMFORT WHEEL BLACK TYRE	NOT POSSIBLE WITH 90° FRONT FRAME (DSA1020/1030)	○
DSA5400	<input type="checkbox"/>	5" STAREC BLACK HUB, BLACK TYRE	NOT POSSIBLE WITH 90° FRONT FRAME (DSA1020/1030)	103,32
DSA5450	<input type="checkbox"/>	5" FROGLEGS FRONT WHEEL WITH BLACK HUB, BLACK TYRE	NOT POSSIBLE WITH 90° FRONT FRAME (DSA1020/1030)	147,87
DSA5500	<input type="checkbox"/>	5" FROGLEGS FRONT WHEEL WITH SILVER HUB, BLACK TYRE	NOT POSSIBLE WITH 90° FRONT FRAME (DSA1020/1030) / Select the Froglegs front wheels with black hub (DSA5450) to access UNIQUE anodizations	147,87

Additional +10 Days



BOLD



TAG



5000



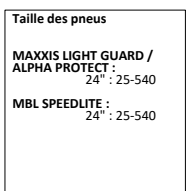
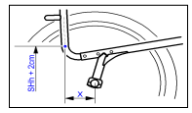
5200 / 5250 / 5450 / 5500

5350



5050 / 5300

UNIQUE - FROGLEGS HUB COLOURS			
USA5502	<input type="checkbox"/>	PINK	98,58
USA5504	<input type="checkbox"/>	ORANGE	98,58
USA5506	<input type="checkbox"/>	BLUE	98,58
USA5507	<input type="checkbox"/>	VIOLET	98,58
USA5508	<input type="checkbox"/>	RED	98,58
USA5509	<input type="checkbox"/>	GOLD	98,58
UNIQUE - CERAMIC BEARING			
USA5510	<input type="checkbox"/>	CERAMIC BEARING	98,58
REAR WHEEL			
UNIQUE - REAR WHEEL SUPPORT			
USA6050	<input type="checkbox"/>	ADJUSTABLE REAR WHEEL POSITION (+/- 1 POSITION) WHEELCHAIR DELIVERED AT SELECTED REAR WHEEL POSITION	SELECT THE OPTION USA0001 TO ACCESS THIS OPTION -284,36
REAR WHEEL POSITION (distance X on the drawing)			
DSA6100	<input type="checkbox"/>	140 mm (position 1 on the K-Series)	○
DSA6110	<input type="checkbox"/>	125 mm (position 2 on the K-Series)	○
DSA6120	<input type="checkbox"/>	110 mm (position 3 on the K-Series)	◆
DSA6130	<input type="checkbox"/>	95 mm (position 4 on the K-Series)	○
DSA6140	<input type="checkbox"/>	80 mm (position 5 on the K-Series)	○
CAMBER OF THE CARBON AXLE			
DSA6200	<input type="checkbox"/>	0°	○
DSA6210	<input type="checkbox"/>	3°	◆
DSA6220	<input type="checkbox"/>	6°	○
		NC : 6950	
QUAD RELEASE AXLE			
DSA6300	<input type="checkbox"/>	QUAD RELEASE AXLE	NC : 6550, 6950 143,13
REAR WHEEL SIZE			
DSA6410	<input type="checkbox"/>	24"	◆
DSA6420	<input type="checkbox"/>	25"	○
		NC : 6600, 6610, 6630, 6700, 6710, 6720, 6760, 6770, 6900, 6910, 6950	
REAR WHEEL TYPE			
DSA6520	<input type="checkbox"/>	HIGH PERFORMANCE (BLACK RIM, BLACK STAREC HUB, BLACK CROSS SPOKING)	24", 25" ◆
DSA6550	<input type="checkbox"/>	SPINERGY LXX (BLACK RIM, HUB AND RADIAL SPOKING)	24", 25" 771,56
USA6551	<input type="checkbox"/>	SPINERGY LITE EXTREME LX - 680g per wheel	24", 25" 1060,66
USA6552	<input type="checkbox"/>	SPINERGY LITE EXTREME X-LACED XLX - 660g per wheel	24", 25" 1140,28
USA6553	<input type="checkbox"/>	SPINERGY X-LACED SPORT LITE EXTREME XSLX - 757g per wheel	24", 25" 1206,64
USA6554	<input type="checkbox"/>	SPINERGY CARBON FIBER CLX - 570g per wheel	24", 25" 1358,29
UNIQUE - RIM ANODIZED COLOURS			
USA6557	<input type="checkbox"/>	BLUE	162,09
USA6558	<input type="checkbox"/>	GOLD	162,09
USA6559	<input type="checkbox"/>	GREEN	162,09
USA6560	<input type="checkbox"/>	ORANGE	162,09
USA6561	<input type="checkbox"/>	RED	162,09
USA6562	<input type="checkbox"/>	VIOLET	162,09



UNIQUE - HUB ANODIZED COLOURS

USA6563	<input type="checkbox"/>	BLUE		162,09
USA6564	<input type="checkbox"/>	GOLD		162,09
USA6565	<input type="checkbox"/>	SILVER GREY (RAL 9006)		162,09
USA6566	<input type="checkbox"/>	GREEN		162,09
USA6567	<input type="checkbox"/>	ORANGE		162,09
USA6568	<input type="checkbox"/>	RED		162,09
USA6569	<input type="checkbox"/>	VIOLET		162,09


UNIQUE - SPOKE COLOURS

USA6570	<input type="checkbox"/>	BLUE		162,09
USA6571	<input type="checkbox"/>	GREEN		162,09
USA6572	<input type="checkbox"/>	ORANGE		162,09
USA6573	<input type="checkbox"/>	PINK		162,09
USA6574	<input type="checkbox"/>	RED		162,09
USA6575	<input type="checkbox"/>	VIOLET		162,09
USA6576	<input type="checkbox"/>	WHITE		162,09
USA6577	<input type="checkbox"/>	YELLOW		162,09





UNIQUE - CERAMIC BEARING

USA6579	<input type="checkbox"/>	CERAMIC BEARING		332,70
---------	--------------------------	-----------------	--	--------

REAR TYRES

DSA6600	<input type="checkbox"/>	MAXXIS LITE GUARD BLACK TYRE (puncture protection)	24"	○	6625
DSA6625	<input type="checkbox"/>	MAXXIS ALPHA PROTECT BLACK TYRE (puncture protection)	24", 25"	○	 6630
DSA6630	<input type="checkbox"/>	MBL SPEEDLITE (puncture protection)	24"	◆	


HANDRIM

DSA6700	<input type="checkbox"/>	ANTI-SLIP DIST. 3 CM ADJUSTABLE 4CM	24"		142,18	
DSA6710	<input type="checkbox"/>	STEEL, DIST. 3 CM ADJUSTABLE 4CM	24"		113,74	 6700 6710
DSA6720	<input type="checkbox"/>	TITANIUM, DIST. 3 CM ADJUSTABLE 4CM	24"		277,73	
DSA6740	<input type="checkbox"/>	CARBOLIFE GEKKO, WITH ANTI-SLIP DIST. 3 CM ADJUSTABLE 4CM	24", 25"		373,46	 6720
DSA6750	<input type="checkbox"/>	CARBOLIFE GEKKO S, WITH ANTI-SLIP DIST. 3 CM ADJUSTABLE 4CM	24", 25"		373,46	 6740
DSA6760	<input type="checkbox"/>	CARBOLIFE CURVE L WITH ERGONOMIC PROFILE DIST. 3 CM ADJUSTABLE 4CM	24"		282,46	
DSA6770	<input type="checkbox"/>	CARBOLIFE QUADRO, WITH ERGONOMIC PROFILE DIST. 3 CM ADJUSTABLE 4CM	24"		373,46	
DSA6780	<input type="checkbox"/>	LIGHT ALU, GREY, DIST. 3 CM ADJUSTABLE 4CM	24", 25"	◆		6790 6760
DSA6790	<input type="checkbox"/>	LIGHT ALU, BLACK, DIST. 3 CM ADJUSTABLE 4CM	24", 25"	○		

SPOKE GUARDS

DSA6900	<input type="checkbox"/>	Transparent	24", 26"		200,95	
DSA6910	<input type="checkbox"/>	Black	24", 26"		200,95	

ALBER ADD ON KIT

DSA6950	<input type="checkbox"/>	E-MOTION & TWION M25 ADAPTER PLATE -- 2 ALBER ANTI-TIPPERS INCLUDED / ONLY FOR 24" REAR WHEELS	Only for 24" wheels NC : 7500, 7510, 7520		579,15	
---------	--------------------------	--	--	--	--------	---

Tip : for perfect compatibility of the brakes with the manual wheels, we advise you to equip them with the same coating as the motorized wheels.

7210 7230 7240

UNIQUE - CUSTOMIZATION				
USA6960	<input type="checkbox"/>	UNIQUE - CUSTOM COLOURS FORKS AND BEARING		197,16
USA6961	<input type="checkbox"/>	UNIQUE - CUSTOM COLOURS FORKS, BEARING COVER, BACKREST SUPPORT (if K-series backrest), BRAKE CLAMPS		551,66
USA6962	<input type="checkbox"/>	UNIQUE - CUSTOM COLOURS FORKS, BEARING COVER, BACKREST SUPPORT (if K-series backrest), BRAKE CLAMPS, FOOTREST, CAMBER BAR CLAMP		779,15
UNIQUE - COLOURS PREMIUM ANODIZATION				
USA6963	<input type="checkbox"/>	RED		○
USA6964	<input type="checkbox"/>	VIOLET		○
USA6965	<input type="checkbox"/>	COPPER		○
USA6966	<input type="checkbox"/>	GREEN		○
USA6967	<input type="checkbox"/>	ORANGE		○
USA6968	<input type="checkbox"/>	GOLD		○
USA6969	<input type="checkbox"/>	CHAMPAGNE		○
USA6970	<input type="checkbox"/>	PINK		○
USA6971	<input type="checkbox"/>	BLUE		○
USA6972	<input type="checkbox"/>	POLY MIRROR FINISH		○
SAFETY OPTIONS				
<i>Mounting of a maximum of 2 elements per side from the following list: anti-tippers, cane holder or transit wheels</i>				
BRAKES				
DSA7210	<input type="checkbox"/>	PUSH BRAKE, LEVER BENT		◆
DSA7230	<input type="checkbox"/>	PERFORMANCE BRAKE		76,78
DSA7240	<input type="checkbox"/>	ACTIVE BRAKE		76,78
DSA7250	<input type="checkbox"/>	LIGHT ACTIVE BRAKE		145,02
ANTI TIPPER				
DSA7500	<input type="checkbox"/>	ANTITIPPER TUBE, RIGHT		130,81
DSA7510	<input type="checkbox"/>	ANTITIPPER TUBE, LEFT		130,81
DSA7520	<input type="checkbox"/>	ANTITIPPER TUBE, BOTH SIDES		261,61
BELT				
DSA7800	<input type="checkbox"/>	POSTURE BELT - PLASTIC BELT		42,65
DSA7810	<input type="checkbox"/>	BODYPOINT POSTURE BELT EVOFLEX, 2 POINTS, SMALL, FLAT-MOUNT WITH PUSH BUTTON		217,06
DSA7820	<input type="checkbox"/>	BODYPOINT POSTURE BELT EVOFLEX, 2 POINTS, MEDIUM, FLAT-MOUNT WITH REHAB LATCH		217,06
DSA7830	<input type="checkbox"/>	BODYPOINT POSTURE BELT EVOFLEX, 2 POINTS, LARGE, FLAT-MOUNT WITH REHAB LATCH		217,06
Evoflex belt adjustable from 35 mm to 125 mm rearward from the front of the seat sling. 6 positions in 15 mm increments				
PASSIVE LIGHTS				
DSA7900	<input type="checkbox"/>	PASSIVE LIGHTS, ASSEMBLED		22,75
OTHER OPTIONS				
Chassis Protection				
DSA8010	<input type="checkbox"/>	FRONT FRAME PROTECTION		44,55
DSA8500	<input type="checkbox"/>	AIR PUMP - NEW		33,18
DSA8550	<input type="checkbox"/>	TOOL KIT		22,75
DSA8650	<input type="checkbox"/>	WHEELS BAG		65,40
DSA8680	<input type="checkbox"/>	24" MOUNTAIN BIKE WHEELS WITH BAG - MOUNTAIN BIKE WHEELS AND TIRES WITH ALU GREY HANDRIMS ; QUICK RELEASE AXLES INCLUDED		646,45
DSA8800	<input type="checkbox"/>	BODYPOINT CALF STRAP		104,27
DSA8850	<input type="checkbox"/>	BODYPOINT MOBILITY BAG		104,27



7250



7500 / 7520



7810 / 7820 / 7830

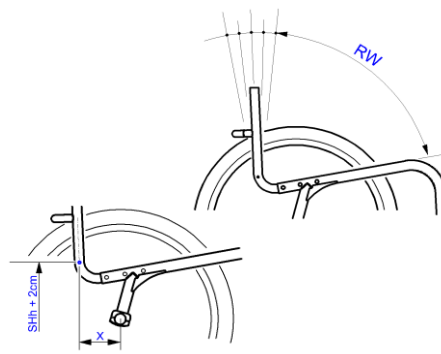
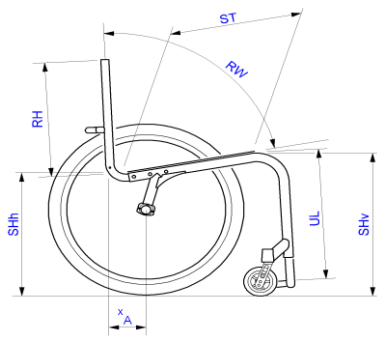


8550







8680

Summary



MESURES PERSONNALISEES	
SW	
ST = SD	
RW = BH	
FSTF = SHv	
RSTF = SHh	
LLL	
BA = RW	
X	
User Weight	
User Size	

Ramps

1440530	<input type="checkbox"/> Fiberglass Folding Mono Ramp Folded dimensions: 2000 x 230 mm 16.3 kg - maximum capacity: 300 kg		1 787,68	 1440530
1654128	<input type="checkbox"/> Basic ramp 2 telescopic parts in aluminum and non-slip coating Folded dimensions: 1210 x 194 mm 8.8 kg per pair - maximum capacity: 270 kg		402,84	 1654128
1654129	<input type="checkbox"/> Quick2go Compact 3-part aluminum telescopic ramp with non-slip coating Folded dimensions: 870 x 237 mm 13.6 kg per pair - max. : 260 kg		805,69	 1654129
1654130	<input type="checkbox"/> Aluminium folding mono ramp Folded dimensions: 1824 x 714 mm 13.9 kg - maximum capacity: 300 kg		426,54	 1654130