

Rea® Azalea® Assist Minor

Please contact Invacare EU Export Customer Services on :-
Tel : +33 247 626980 ; Email : serviceclient_export@invacare.com
 Or visit our website : www.invacare.eu.com



Rea® Azalea® Assist Minor

Manual folding steel chair



Description:

- Drum brakes.
- Seat tilt (+1°/24°) and backrest (0°/30°) by pneumatic cylinders.
- Seated tilt with translation.
- Width-adjustable legrests/stems.
- Heel straps.
- Frame colour: Pearl gray (RAL 0515).
- Weight: from 32 kg.
- Maximum user weight: 75 kg.
- 2-year warranty period excluding wear parts



Date :
 Purchase Order :
 Customer Code :
 Distributor Stamp: :



Invacare Unique Customization Service
 Please specify the quote or special production number:

Please make your selection with a cross in the box ◆ Standard feature ○ Free of charge option

CODE	DESCRIPTION	NC : Non Compatible NC : 9999 = not compatible with the reference 9999	Euros
BNI0013	<input type="checkbox"/> Rea® Azalea® Assist Minor (< 16 ans)		1 709,00
SEAT			
SEAT WIDTH			
BNI0038	<input type="checkbox"/> 340 mm - adjustable from 340 to 440 mm		◆
SEAT WIDTH EXTENSION (PRE ADJUSTMENT)			
BNI0065	<input type="checkbox"/> Comes with adjustment + 50 mm (at 390 mm)		○
BNI0075	<input type="checkbox"/> Comes with adjustment + 100 mm (at 440 mm)	NC : 0110	○
Seat depth			
BNI0095	<input type="checkbox"/> Adjustable from 380 to 450 mm		◆
SEAT HEIGHT			
BNI0110	<input type="checkbox"/> 400 mm		○
BNI0120	<input type="checkbox"/> 450 mm		◆
SEAT ANGLE			
BNI0127	<input type="checkbox"/> NEGATIVE SEAT ANGLE -1 TO +23° (STD +1 TO +24°)		○
SEAT TYPE			
BNI0130	<input type="checkbox"/> DEPTH ADJUSTABLE		◆
SEAT CUSHION			
BNI0165	<input type="checkbox"/> CUSHION FLOSHAPE		◆
SEAT UPHOLSTERY			
BNI0191	<input type="checkbox"/> BLACK PLUSH TR35		72,99
BNI0201	<input type="checkbox"/> BLACK PU TR26		◆
BNI0202	<input type="checkbox"/> BLACK SPACER TR36		○
BACKREST			
BACKREST TYPE			
BNI0217	<input type="checkbox"/> FLEX 2 BACKREST (TENSION ADJ. AZALEA MINOR)		◆
BNI0218	<input type="checkbox"/> FLEX 2 BACKREST (FIXED, AZALEA MINOR)	NC : 0240, 0905	○
BACKREST COVER/ CUSHION			
BNI0250	<input type="checkbox"/> CUSHION, LAGUNA (LATERAL SUPPORT)		◆
BNI0260	<input type="checkbox"/> CUSHION, MISTRAL 2 (WAIST SUPPORT)	NC : 0322	146,92



0165



0217



0218



0250



0260

BACKREST UPHOLSTERY				
BNI0311	<input type="checkbox"/>	BLACK PLUSH TR35		79,62
BNI0321	<input type="checkbox"/>	BLACK PU TR26		◆
BNI0322	<input type="checkbox"/>	BLACK SPACER TR36		○
PUSHHANDLES				
BNI0340	<input type="checkbox"/>	PUSH HANDLES BRACED		◆
BNI0345	<input type="checkbox"/>	PUSH BAR ANGLE ADJUSTABLE		145,97
SEAT TILT AND BACKREST REGULATION TYPE				
BNI0350	<input type="checkbox"/>	ASSISTANT OPERATED GAS PISTON SEAT AND BACKREST TILT		◆
BNI1263	<input type="checkbox"/>	TILT LOCK (LOCKING OF PRE-SET ANGLE)		◆
LEGRESTS / FOOTRESTS				
LEGRESTS / HANGERS ADJUSTMENT				
BNI0378	<input type="checkbox"/>	90° HANGER ATTACHMENT FOR A 85° POSITION- LEGREST ANGLULATION: 10° TO 85	NC : 0390, 0410, 0440, 0460	52,13
Potence gauche				
BNI0380	<input type="checkbox"/>	HANGER ANGLE ADJUSTABLE LH. WITH KNEE PAD AND CALF SUPPORT	NC : 0490, 0942	100,83
BNI0390	<input type="checkbox"/>	HANGER FIXED 80 DEG, SWING IN SWING OUT - ALU 2003, LH		◆
BNI0410	<input type="checkbox"/>	LEGREST AMPUTEE - ALU 2008 LH	NC : 0490, 0510, 0520, 0941, 0942	140,28
LEGRESTS / HANGERS RH TYPE				
BNI0430	<input type="checkbox"/>	HANGER ANGLE ADJUSTABLE RH. WITH KNEE PAD AND CALF SUPPORT	NC : 0550, 0942	100,03
BNI0440	<input type="checkbox"/>	HANGER FIXED 80 DEG, SWING IN SWING OUT - ALU 2003, RH		◆
BNI0460	<input type="checkbox"/>	LEGREST AMPUTEE - ALU 2008 RH	NC : 0550, 0570, 0580, 0941, 0942	140,28
FOOTRESTS				
FOOTRESTS ONE PIECE				
BNI0475	<input type="checkbox"/>	FOOTREST ONE PIECE DEPTH AND ANGLE ADJUSTABLE SHORT TUBE - NO WIDTH ADJUSTMENT	NC : 0490, 0510, 0520, 0550, 0570, 0580, 0954, 0956	203,79
BNI0476	<input type="checkbox"/>	FOOTREST ONE PIECE DEPTH AND ANGLE ADJUSTABLE LONG TUBE - NO WIDTH ADJUSTMENT	NC : 0490, 0510, 0520, 0550, 0570, 0580, 0954, 0956	249,29
FOOTRESTS LH TYPE				
BNI0490	<input type="checkbox"/>	FOOTREST LOWER PART, DEPTH AND ANGLE ADJUSTABLE WITH SHORT TUBE AND HEEL STRAP, LH		○
BNI0510	<input type="checkbox"/>	FOOTREST LOWER PART, FIXED WITH LONG TUBE AND HEEL STRAP, LH	NC : 0954, 0956	○
BNI0520	<input type="checkbox"/>	FOOTREST LOWER PART, DEPTH AND ANGLE ADJUSTABLE WITH LONG TUBE AND HEEL STRAP, LH		◆
FOOTRESTS RH TYPE				
BNI0550	<input type="checkbox"/>	FOOTREST LOWER PART, DEPTH AND ANGLE ADJUSTABLE WITH SHORT TUBE AND HEEL STRAP, RH		○
BNI0570	<input type="checkbox"/>	FOOTREST LOWER PART, FIXED WITH LONG TUBE AND HEEL STRAP, RH.	NC : 0954, 0956	○
BNI0580	<input type="checkbox"/>	FOOTREST LOWER PART, DEPTH AND ANGLE ADJUSTABLE WITH LONG TUBE AND HEEL STRAP, RH		◆
ARMRESTS (Height adjustable, Autolock attachment included)				
ARMRESTS LH TYPE				
BNI0600	<input type="checkbox"/>	STANDARD PAD, LH	NC : 1233, 1240	○
BNI0605	<input type="checkbox"/>	WIDE PAD, LH	NC : 1233	○
BNI0606	<input type="checkbox"/>	CONCAVE GUTTER ADJUSTABLE IN HEIGHT AND DEPTH OVE 70 MM WITHOUT TOOLS (COMPATIBLE WITH SHELF)	NC : 1232	113,17
BNI0610	<input type="checkbox"/>	PADDED, LH.	NC : 0680, 0690, 1230, 1231, 1233	◆
BNI0615	<input type="checkbox"/>	HEMIPLEGIC ARMRESTS, LH.	NC : 1230, 1231, 1233, 1240, 1245	113,17
BNI0620	<input type="checkbox"/>	WITHOUT ARMREST, LH	NC : 0690, 1230, 1231, 1240, 1245	○



0380 / 0430



0390 / 0440



0410 / 0460



0475 / 0476



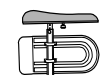
0510 / 0570



0520 / 0580




0520 / 0580



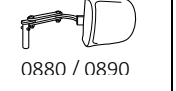
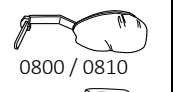
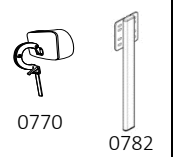
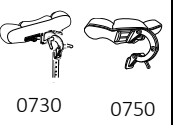



0600 / 0630



0610 / 0640

ARMRESTS RH TYPE				 0615 / 0645	
BNI0630	<input type="checkbox"/>	STANDARD PAD, RH	NC : 1232,1240		○
BNI0635	<input type="checkbox"/>	WIDE PAD, RH	NC : 1232		○
BNI0636	<input type="checkbox"/>	CONCAVE GUTTER ADJUSTABLE IN HEIGHT AND DEPTH OVE 70 MM WITHOUT TOOLS (COMPATIBLE WITH SHELF)	NC : 1232		113,17
BNI0640	<input type="checkbox"/>	PADDED, RH.	NC : 0680, 0690, 1230, 1231,1232, 1240, 1245		◆
BNI0645	<input type="checkbox"/>	HEMIPLEGIC ARMRESTS, RH.	NC : 1230, 1231, 1232, 1240, 1245		113,17
BNI0650	<input type="checkbox"/>	WITHOUT ARMREST, RH	NC : 0690, 1230, 1231, 1240, 1245		○
SEATING OPTIONS					
ARMREST OPTIONS					
BNI0680	<input type="checkbox"/>	SIDE SUPPORT COVER		69,19	
BNI0690	<input type="checkbox"/>	CUSHION TO SIDE REST COVER		15,17	
SEAT OPTIONS					
BNI0710	<input type="checkbox"/>	INCONTINENCE COVER		41,71	
BNI0720	<input type="checkbox"/>	ABDUCTION CUSHION		246,45	
BACKREST OPTIONS					
BNI0730	<input type="checkbox"/>	HEADREST, SIDEWISE ADJUSTABLE	NC : 0750, 0770	○	
BNI0750	<input type="checkbox"/>	HEADREST WITH CHEEK SUPPORT, SIDEWISE ADJUSTABLE	NC : 0740, 0770, 0780	225,59	
BNI0740	<input type="checkbox"/>	COVER FOR HEADREST		54,03	
BNI0770	<input type="checkbox"/>	NECKREST		◆	
BNI0782	<input type="checkbox"/>	UNIVERSAL HEAD/NECKREST HOLDER		69,19	
BNI0790	<input type="checkbox"/>	HANDLES CLINIC KIT FOR HEAD-/NECKREST		29,38	
TRUNK SUPPORT LH					
BNI0800	<input type="checkbox"/>	TRUNK SUPPORT MULTI ADJUSTABLE WITH STANDARD ARM (LH)		174,41	
BNI0880	<input type="checkbox"/>	TRUNK SUPPORT SWINGAWAY (LH)		156,40	
TRUNK SUPPORT RH					
BNI0810	<input type="checkbox"/>	TRUNK SUPPORT MULTI ADJUSTABLE WITH STANDARD ARM (RH)		174,41	
BNI0890	<input type="checkbox"/>	TRUNK SUPPORT SWINGAWAY (RH)		156,40	
BACKREST OPTIONS (Following)					
BNI0905	<input type="checkbox"/>	LATERAL POSITIONING PADS (WITH LOOP BAND BETWEEN COVER AND BACKREST UPHOLSTERY), PAIR		237,91	
BNI0915	<input type="checkbox"/>	TILT SCALE, BACKREST RECLINE		67,30	
BNI0920	<input type="checkbox"/>	WEDGES (ONE PAIR)		16,11	
BNI0954	<input type="checkbox"/>	Bodypoint Open Buckle Ankle Supports, Side Adjustable, Medium (pair) - Comes loose with bindings		170,62	
BNI0956	<input type="checkbox"/>	Bodypoint ankle braces open with buckle, adjustable on the side, Small (pair) - delivered loose with bindings		161,14	
LEGREST OPTIONS					
BNI0941	<input type="checkbox"/>	COVER FOOTPLATE		102,37	
BNI0942	<input type="checkbox"/>	CALF STRAP PADDED		119,43	
CHASSIS					
CHASSIS COLOUR					
BNI0944	<input type="checkbox"/>	PEARL GREY		◆	
BNI0946	<input type="checkbox"/>	AZURITE		○	
BNI0947	<input type="checkbox"/>	SAND		○	
BNI0948	<input type="checkbox"/>	ELECTRIC GREEN		○	
BNI0949	<input type="checkbox"/>	HAPPY RED		○	
CASTOR ATTACHMENT TYPE					
BNI0960	<input type="checkbox"/>	Fixed		◆	
FRONT CASTORS					
BNI0982	<input type="checkbox"/>	5,5"x1.3/4" - 140X45 BLACK MEDIUM HARD		36,02	
BNI0992	<input type="checkbox"/>	6" x 1.1/4" - 150X30 BLACK MEDIUM HARD		◆	
REAR WHEELS					
REAR WHEELS SIZE					
BNI1047	<input type="checkbox"/>	16" - 405 mm - with fixed rear wheel attachment		◆	
REAR WHEELS TYPE					
BNI1076	<input type="checkbox"/>	DRUM BRAKE (22/24" : COLORLESS HUB, CLEAR ANODIZED RIM & STAINLESS STEEL SPOKES / 16" : BLACK PLASTIC HUB & RIM)		◆	



TYRE TYPE			
BNI1092	<input type="checkbox"/>	TYRES SOLID BLACK 1" 3/8	◆
SAFETY			
BNI1170	<input type="checkbox"/>	USER MANOUVERED TYRE BRAKES	205,69
BNI1200	<input type="checkbox"/>	PELVIC BELT - PLASTIC BUCKLE	◆
POSITIONING OPTIONS			
<i>Think of Bodypoint positioning accessories: belts, harnesses, ankle supports.</i>			
OPTIONS			
TABLE TRAY			
BNI1230	<input type="checkbox"/>	TABLE TRAY INCL MOUNTING KIT	NC : 1237 72,82
BNI1231	<input type="checkbox"/>	TABLE TRAY INCL MOUNTING KIT, WITH ELBOW PADS	NC : 1237 154,50
BNI1232	<input type="checkbox"/>	HALF TABLE TRAY, CLEAR, FLIP UP, LH (ARMREST WITH STRAIGHT NARROW PAD INCL.)	NC : 1235 72,82
BNI1233	<input type="checkbox"/>	HALF TABLE TRAY, CLEAR, FLIP UP, RH (ARMREST WITH STRAIGHT NARROW PAD INCL.)	NC : 1235 72,82
BNI1240	<input type="checkbox"/>	SWING AWAY TABLE	NC : 1235, 1237 300,47
TABLE TRAY CUSHION			
BNI1235	<input type="checkbox"/>	TABLE TRAY CUSHION	104,27
BNI1237	<input type="checkbox"/>	PADDING	90,05
OTHER OPTIONS			
BNI1300	<input type="checkbox"/>	HARNESS ATTACHMENT	78,67
BNI1305	<input type="checkbox"/>	LOCKING KIT CASTOR INCL. CAR FIXATION	336,49
BNI1310	<input type="checkbox"/>	ATTACHMENT WHEN USING THE PELVIC BELT FOR	28,44
RAMPS			
1440530	<input type="checkbox"/>	Fiberglass Folding Mono Ramp Folded dimensions: 2000 x 230 mm 16.3 kg - maximum capacity: 300 kg"	1 787,68
1654128	<input type="checkbox"/>	Basic ramp 2 telescopic parts in aluminum and non-slip coating - Folded dimensions: 1210 x 194 mm. 8.8 kg per pair - maximum capacity: 270 kg	402,84
1654129	<input type="checkbox"/>	Quick2go Compact 3-part aluminum telescopic ramp with non-slip coating Folded dimensions: 870 x 237 mm 13.6 kg per pair - maximum capacity: 260 kg	805,69
1654130	<input type="checkbox"/>	Aluminium folding mono ramp Folded dimensions: 1824 x 714 mm 13.9 kg - maximum capacity: 300 kg	426,54

