


Please contact Invacare EU Export Customer Services on :-
Tel : +33 2 47 62 69 80 ; Email : serviceclient_export@invacare.com
 Or visit our website : www.invacare.eu.com



Küschall Champion

Active manual scissor folding chair



Description :

- Aluminum frame with hydroformed tubes
- Personalization kit with premium decals
- Angle-adjustable backrest and folding seat with passive seat lock as standard
- Useful seat width up to 500 mm.
- Maximum user weight: 120 kg
- Full weight: from 9.2 kg.
- Transport weight: from 6.7 kg.
- Warranty: 2 years excluding wearing parts

Discover the new possibilities of the special fabrication **UNIQUE**. Push back the limits of the personalization with a wide range of possibilities. Create **UNIQUE** wheelchairs.

**New Champion SL :
Lighter thanks to its welded sides (UHA1260)**

Discover our new tool to help calculate overall dimensions and find the visual configurator to make your configuration!

Date :

Purchase Order :

Customer Code :

Distributor Stamp:

We reserve the right to deliver a + or - tolerance of +/- 10 mm on all measurements We reserve the right to make technical changes without notice

Please make your selection with a cross in the box ◆ Standard feature ○ Free of charge option

CODE	DESIGNATION	NC : Non Compatible NC : 9999 = not compatible with the reference 9999	Euros	
DHA0031	<input type="checkbox"/> küschall® Champion®		3 848,34	
SPECIAL CONSTRUCTION				
DHA0000	<input type="checkbox"/> Myküschall special construction		On Request	
UHA0001	<input type="checkbox"/> UNIQUE - Personalization		On Request	
POSITIONING PACKAGE				
DHA0220	Posture And Pressure Relief Package Libra/MX2 Include : <input type="checkbox"/> Matrx Libra Cushion (DHA2720) <input type="checkbox"/> Matrx MX2 Backrest (DHA2300 To DHA2315) <input type="checkbox"/> Bodypoint Evoflex Belt (Dha7810 To DHA7830)	NC : SW 360 mm only possible with SD 400/420 mm NC 1350, 1405, 1415, 1425, 7230	1222,23	Save 15% by selecting this PACK, i.e. €277,55
DHA0230	Posture And Pressure Relief Package Libra/Elite E2 Include : <input type="checkbox"/> Matrx Libra Cushion (DHA2720) <input type="checkbox"/> Matrx Elite/Elite Deep E2 Backrest (DHA2320-Dha2350) <input type="checkbox"/> Bodypoint Evoflex Belt (DHA7810 To DHA7830)	NC : SW 360 mm only possible with SD 400/420 mm NC 1350, 1405, 1415, 1425, 7230	1105,59	Save 10% by selecting this PACK, i.e. €106,70
SEATING CHOICE				
FRAME				
DHA1150	<input type="checkbox"/> Frame Angle 75° Aluminium	NC : 1350		◆
DHA1160	<input type="checkbox"/> Frame Angle 90° Aluminium	NC : 1350		○
DHA1170	<input type="checkbox"/> Frame Angle 75° Aluminium - Tapered Front Frame	NC : 1250, 1320, 1325, 7010		○
DHA1180	<input type="checkbox"/> Frame Angle 90° Aluminium - Tapered Front Frame	NC : 1250, 1320, 1325, 7010		○
FRAME OPTION				
DHA1250	<input type="checkbox"/> Champion SK Option : Folding Front Frame - Only With Non Tapered Frame	NC : 1350, 1924 to 1934, 4190, 8700	618,01	
UNIQUE - CHAMPION SL FRAME				
UHA1260	<input type="checkbox"/> CHAMPION SL : COMPLETE FRAME WITH FRONT & REAR WHEEL SUPPORT WELDED	SELECT THE OPTION UHA0001 TO ACCESS THIS OPTION NC: 3490, 6180	597,16	NEW

SEAT WIDTH (SW)								
DHA1320	<input type="checkbox"/>	360 mm		NC : 2364, 2366, 2368, 2370, 2372, 2710, 2742, 2744, 2746, 2748, 7000	○			
DHA1325	<input type="checkbox"/>	380 mm		NC : 2366, 2368, 2370, 2372, 2742, 2744, 7000	○			
DHA1330	<input type="checkbox"/>	400 mm		NC : 2360, 2366, 2368, 2370, 2372, 2744	○			
DHA1335	<input type="checkbox"/>	420 mm		NC : 2360, 2362, 2368, 2370, 2372	○			
DHA1340	<input type="checkbox"/>	440 mm		NC : 2360, 2362, 2364, 2370, 2372 2740, 2742	○			
DHA1345	<input type="checkbox"/>	460 mm		NC : 2360, 2362, 2364, 2370, 2372 2740, 2742, 2744	○			
DHA1350	<input type="checkbox"/>	480 mm (only with tapered frame)		NC : 2300, 2305, 2310, 2315, 2345, 2360, 2362, 2364, 2366, 2740, 2742, 2744	○			
SEAT DEPTH (SD)								
DHA1405	<input type="checkbox"/>	340 mm		NC : 2710, 2720, 2740, 2742, 2744, 2746, 2748, 2860, 7810, 7820, 7830	○			
DHA1415	<input type="checkbox"/>	360 mm		NC : 2710, 2720, 2742, 2744, 2746, 2748, 2860, 7810, 7820, 7830	○			
DHA1425	<input type="checkbox"/>	380 mm		NC : 2720, 2744	○			
DHA1435	<input type="checkbox"/>	400 mm		NC : 2744	◆			
DHA1445	<input type="checkbox"/>	420 mm			○			
DHA1460	<input type="checkbox"/>	440 mm		NC : 2740, 2742	○			
DHA1470	<input type="checkbox"/>	460 mm		NC : 2740, 2742, 2744	○			
DHA1480	<input type="checkbox"/>	480 mm		NC : 2710, 2740, 2742, 2744, 2746, 2748	○			
BACK HEIGHT (BH) - FOR MATRX BACKRESTS: ONLY DEFINES THE PUSHHANDLES HEIGHT								
DHA1615	<input type="checkbox"/>	300 mm		NC : 2200, 2322, 2325, 2330, 2331, 2345, 2350, 2355, 2357, 2400	○			
DHA1620	<input type="checkbox"/>	315 mm		NC : 2200, 2325, 2330, 2331, 2350, 2355, 2357, 2400	○			
DHA1625	<input type="checkbox"/>	330 mm		NC : 2325, 2330, 2331, 2350, 2355, 2357	○			
DHA1630	<input type="checkbox"/>	345 mm		NC : 2330, 2331, 2355, 2357	○			
DHA1635	<input type="checkbox"/>	360 mm			○			
DHA1640	<input type="checkbox"/>	375 mm			◆			
DHA1645	<input type="checkbox"/>	390 mm			○			
DHA1650	<input type="checkbox"/>	405 mm			○			
DHA1655	<input type="checkbox"/>	420 mm	<input type="checkbox"/>	DHA1660	<input type="checkbox"/>	435 mm	○	
DHA1665	<input type="checkbox"/>	450 mm	<input type="checkbox"/>	DHA1670	<input type="checkbox"/>	465 mm	○	
FRONT SEAT-TO-FLOOR-HEIGHT (FSTF) - see table 1 and 2								
DHA1740	<input type="checkbox"/>	450 mm		NC : 1946 to 1960	○			
DHA1745	<input type="checkbox"/>	460 mm		NC : 1948 to 1960	○			
DHA1750	<input type="checkbox"/>	470 mm		NC : 1950 to 1960	○			
DHA1755	<input type="checkbox"/>	480 mm		NC : 1952 to 1960	○			
DHA1760	<input type="checkbox"/>	490 mm		NC : 1954 to 1960	○			
DHA1765	<input type="checkbox"/>	500 mm		NC : 1956 to 1960	◆			
DHA1770	<input type="checkbox"/>	510 mm		NC : 1958, 1960	○			
DHA1775	<input type="checkbox"/>	520 mm		NC : 1960	○			
DHA1780	<input type="checkbox"/>	530 mm		NC : roues de 3"	○			
DHA1785	<input type="checkbox"/>	540 mm		NC : roues de 3" et 4"	○			
REAR SEAT-TO-FLOOR HEIGHT (RSTF)								
- SELECT 75° FRAME IF 0 < FSTF - RSTF < 70MM; SELECT 90° FRAME IF 30 < FSTF - RSTF < 100MM								
DHA1815	<input type="checkbox"/>	390 mm	<input type="checkbox"/>	DHA1820	<input type="checkbox"/>	400 mm	NC : 6420, 6430	○
DHA1825	<input type="checkbox"/>	410 mm	<input type="checkbox"/>	DHA1830	<input type="checkbox"/>	420 mm	NC : 6430	○
DHA1835	<input type="checkbox"/>	430 mm						◆
DHA1840	<input type="checkbox"/>	440 mm						○
DHA1845	<input type="checkbox"/>	450 mm	<input type="checkbox"/>	DHA1850	<input type="checkbox"/>	460 mm		○
DHA1855	<input type="checkbox"/>	470 mm	<input type="checkbox"/>	DHA1860	<input type="checkbox"/>	480 mm	NC : 6410	○

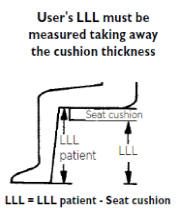






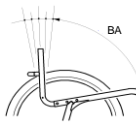


For any chair renewal, we advise you to completely redo the measurement. A change in chair generation involves changes in dimensions as well as changes in the positioning of the user.











RSTF / Rear Wheel Size
 24" : 390 - 460 mm
 25" : 410 - 480 mm
 26" : 430 - 480 mm

LOWER LEG LENGTH (LLL)							
- SELECT 75° FRAME IF LLL ≤ FSTF- 30 MM ; SELECT 90° FRAME IF LLL ≤ FSTF- 40 MM							
DHA1924	<input type="checkbox"/>	320 mm	DHA1926	<input type="checkbox"/>	330 mm	NC : 1250	
DHA1928	<input type="checkbox"/>	340 mm	DHA1930	<input type="checkbox"/>	350 mm	NC : 1250	
DHA1932	<input type="checkbox"/>	360 mm	DHA1934	<input type="checkbox"/>	370 mm	NC : 1250	
DHA1936	<input type="checkbox"/>	380 mm			WITH SK OPTION (DHA1250) ONLY IN COMBINATION WITH SD ≥ 400MM		
DHA1938	<input type="checkbox"/>	390 mm			WITH SK OPTION (DHA1250) ONLY IN COMBINATION WITH SD ≥ 380MM		
DHA1940	<input type="checkbox"/>	400 mm	DHA1942	<input type="checkbox"/>	410 mm		
DHA1944	<input type="checkbox"/>	420 mm					
DHA1946	<input type="checkbox"/>	430 mm				◆	
DHA1948	<input type="checkbox"/>	440 mm	DHA1950	<input type="checkbox"/>	450 mm		
DHA1952	<input type="checkbox"/>	460 mm	DHA1954	<input type="checkbox"/>	470 mm		
DHA1956	<input type="checkbox"/>	480 mm	DHA1958	<input type="checkbox"/>	490 mm		
DHA1960	<input type="checkbox"/>	500 mm					
BACKREST							
DHA2140	<input type="checkbox"/>	Angle Adjustable, Forward Folding Backrest With Soft Locking - Backrest Remains In Position During Transfer					◆
BACK UPHOLSTERY							
DHA2200	<input type="checkbox"/>	Standard Light Upholstered		NC : BH < 330 mm, 2300 to 2357, 2430		◆	
DHA2220	<input type="checkbox"/>	Tension Adjustable Premium Black Back Upholstery With Loop Bands		NC : 2300 to 2357		77,73	
DHA2230	<input type="checkbox"/>	Aero Back Tension Adjustable		NC : 2300 to 2357		258,77	
DHA2240	<input type="checkbox"/>	Without Backrest Upholstery - Mandatory If Ordering Positioning Backrests Like Matrx		NC : 2430		○	
UNIQUE - BACK UPHOLSTERY STITCHING COLOUR - Only for Aero Back upholstery							
UHA2241	<input type="checkbox"/>	NEON YELLOW					101,42
UHA2242	<input type="checkbox"/>	NEON PINK					101,42
UHA2243	<input type="checkbox"/>	BLUE					101,42
UHA2244	<input type="checkbox"/>	WHITE					101,42
UHA2245	<input type="checkbox"/>	RED					101,42
UHA0002	<input type="checkbox"/>	"Your personal color": Please contact our customers service					On Request
UNIQUE - BACK UPHOLSTERY - EMBROIDERY - Only for Aero Back upholstery							
UHA2246	<input type="checkbox"/>	SMILEY					218,01
UHA2248	<input type="checkbox"/>	TRAVELER					218,01
UHA2249	<input type="checkbox"/>	SAKURA BEAUTY					218,01
UHA2250	<input type="checkbox"/>	FANNY CACTUS					218,01
UHA2251	<input type="checkbox"/>	KUSCHALL LOGO: Please contact our customers service					On Request
UHA0003	<input type="checkbox"/>	"Your personal design": Please contact our customers service - Provide the wished design in .ai / .pdf or .png format					On Request
UNIQUE - BACK UPHOLSTERY - FLOCKING - Only for Aero Back upholstery							
UHA2253	<input type="checkbox"/>	SMILEY					118,48
UHA2255	<input type="checkbox"/>	TRAVELER					118,48
UHA2256	<input type="checkbox"/>	SAKURA BEAUTY					118,48
UHA2257	<input type="checkbox"/>	FANNY CACTUS					118,48
UHA2259	<input type="checkbox"/>	PAINT STAIN					118,48
UHA0004	<input type="checkbox"/>	"Your personal design": Please contact our customers service - Provide the wished design in .ai / .pdf or .png format					On Request
MATRX BACKRESTS							
DHA2300	<input type="checkbox"/>	Matrx MX2, Height 150 mm With Quick Release Hardware - User max. weight 114 kg		NC : 2370, 2372, 3480		927,01	
DHA2305	<input type="checkbox"/>	Matrx MX2, Height 230 mm With Quick Release Hardware - User max. weight 114 kg		NC : 2370, 2372, 3480		927,01	
DHA2310	<input type="checkbox"/>	Matrx MX2, Height 305 mm With Quick Release Hardware - User max. weight 114 kg		NC : 2370, 2372, 3480		927,01	
DHA2315	<input type="checkbox"/>	Matrx MX2, Height 405 mm With Quick Release Hardware - User max. weight 114 kg		NC : 2370, 2372, 3480		927,01	
DHA2316	<input type="checkbox"/>	Elite Deep E2, Height 160 mm With Mini-Set Mounting Hardware		NC : 3480		717,54	
DHA2317	<input type="checkbox"/>	Elite Deep E2, Height 210 mm With Mini-Set Mounting Hardware		NC : 3480		717,54	
DHA2318	<input type="checkbox"/>	Elite Deep E2, Height 260 mm With Mini-Set Mounting Hardware		NC : 3480		717,54	
DHA2320	<input type="checkbox"/>	Elite Deep E2, Height 310 mm With Mini-Set Mounting Hardware		NC : 3480		717,54	

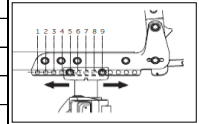


DHA2322	<input type="checkbox"/>	Elite Deep E2, Height 360 mm With Mini-Set Mounting Hardware	NC : 3480	717,54	 <p>2316 to 2331</p>  <p>2332 to 2357</p>	
DHA2325	<input type="checkbox"/>	Elite Deep E2, Height 410 mm With Mini-Set Mounting Hardware	NC : 3480	717,54		
DHA2330	<input type="checkbox"/>	Elite Deep E2, Height 460 mm With Easy-Set Mounting Hardware	NC : 3480	717,54		
DHA2331	<input type="checkbox"/>	Elite Deep E2, Height 510 mm With Easy-Set Mounting Hardware	NC : 3480	717,54		
DHA2332	<input type="checkbox"/>	Elite E2, Height 160 mm With Mini-Set Mounting Hardware	NC : 3480	717,54		
DHA2334	<input type="checkbox"/>	Elite E2, Height 210 mm With Mini-Set Mounting Hardware	NC : 3480	717,54		
DHA2335	<input type="checkbox"/>	Elite E2, Height 260 mm With Mini-Set Mounting Hardware	NC : 3480	717,54		
DHA2340	<input type="checkbox"/>	Elite E2, Height 310 mm With Mini-Set Mounting Hardware	NC : 3480	717,54		
DHA2345	<input type="checkbox"/>	Elite E2, Height 360 mm With Mini-Set Mounting Hardware	NC : 3480	717,54		
DHA2350	<input type="checkbox"/>	Elite E2, Height 410 mm With Mini-Set Mounting Hardware	NC : 3480	717,54		
DHA2355	<input type="checkbox"/>	Elite E2, Height 460 mm With Easy-Set Mounting Hardware	NC : 3480	717,54		
DHA2357	<input type="checkbox"/>	Elite E2, Height 510 mm With Easy-Set Mounting Hardware	NC : 3480	717,54		
MATRIX BACKRESTS WIDTH CHOICE						 <p>2430</p> <p>2450</p> <p>Backrest Angle BA</p>
DHA2360	<input type="checkbox"/>	360 mm - Indicative Bust Width 265 mm		○		
DHA2362	<input type="checkbox"/>	380 mm - Indicative Bust Width 290 mm		○		
DHA2364	<input type="checkbox"/>	410 mm - Indicative Bust Width 315 mm		○		
DHA2366	<input type="checkbox"/>	430 mm - Indicative Bust Width 340 mm		○		
DHA2368	<input type="checkbox"/>	460 mm - Indicative Bust Width 370 mm		○		
DHA2370	<input type="checkbox"/>	480 mm - Indicative Bust Width 390 mm		○		
DHA2372	<input type="checkbox"/>	510 mm - Indicative Bust Width 420 mm		○		
PUSH HANDLES					 <p>2450</p>	
DHA2400	<input type="checkbox"/>	Without Push Handles	NC : BH < 330 mm	○		
DHA2410	<input type="checkbox"/>	Push Handles Fixed, Mini		○		
DHA2420	<input type="checkbox"/>	Push Handles Fixed, Long		◆		
DHA2430	<input type="checkbox"/>	Height Adjustable, Rear Set	NC : 3480	212,32		
DHA2440	<input type="checkbox"/>	Height Adjustable, Integrated		254,03		
DHA2450	<input type="checkbox"/>	Foldable Push Handles		213,27		
BACKREST ANGLE (BA)					 <p>BA</p>	
DHA2510	<input type="checkbox"/>	76°	DHA2570 <input type="checkbox"/>	89,5°		○
DHA2530	<input type="checkbox"/>	80,5°	DHA2590 <input type="checkbox"/>	94°		○
DHA2550	<input type="checkbox"/>	85°				◆
SEAT UPHOLSTERY					 <p>2600</p>	
DHA2600	<input type="checkbox"/>	STANDARD - CENTRAL LOOP BAND		◆		
UNIQUE - SEAT UPHOLSTERY STITCHING COLOUR						
UHA2602	<input type="checkbox"/>	NEON YELLOW		118,48		
UHA2603	<input type="checkbox"/>	NEON PINK		118,48		
UHA2604	<input type="checkbox"/>	BLUE		118,48		
UHA2605	<input type="checkbox"/>	WHITE		118,48		
UHA2606	<input type="checkbox"/>	RED		118,48		
UHA0005	<input type="checkbox"/>	"Your personal color": Please contact our customers service		On Request		
CUSHION & CUSHION OPTIONS					 <p>2700</p> <p>2710</p>	
Cushions						
DHA2700	<input type="checkbox"/>	STANDARD SEAT CUSHION, 60 MM DOUBLE FOAM WITH VISCO TOP	NC : 2810, 2820, 2830, 2840, 2850	101,42		
DHA2710	<input type="checkbox"/>	FLO-TECH LITE	NC : 2810, 2820, 2830, 2840, 2850	118,48		
DHA2720	<input type="checkbox"/>	MATRIX LIBRA CUSHION, BLACK SMOOTH COVER - NOT POSSIBLE WITH SD < 400 MM ; SW 360 MM ONLY POSSIBLE WITH SD 400/420 MM	NC: Depth < to 400 mm, width 360 mm possible only with depth 400 and 420 mm	293,84		

DHA2740	<input type="checkbox"/>	CLASSIC VISCO CUSHION 375 X 400 MM - ONLY FOR USERS WEIGHTING UP TO 50 KG	NC : 2810, 2820, 2830, 2840, 2850	76,78	 2720
DHA2742	<input type="checkbox"/>	CLASSIC VISCO CUSHION 405 X 400 MM - ONLY FOR USERS WEIGHTING UP TO 100 KG	NC : 2810, 2820, 2830, 2840, 2850	65,40	 2740 / 2742 2744 / 2746
DHA2744	<input type="checkbox"/>	CLASSIC VISCO CUSHION 430 X 430 MM - ONLY FOR USERS WEIGHTING UP TO 100 KG	NC : 2810, 2820, 2830, 2840, 2850	65,40	 2748
DHA2746	<input type="checkbox"/>	CLASSIC VISCO CUSHION 455 X 400 MM - ONLY FOR USERS WEIGHTING UP TO 100 KG	NC : 2810, 2820, 2830, 2840, 2850	76,78	 2800
DHA2748	<input type="checkbox"/>	CONTOUR VISCO NG CUSHION	NC : 2810, 2820, 2830, 2840, 2850	76,78	
DHA2750	<input type="checkbox"/>	VICAIR ACTIVE O2 CUSHION		683,73	
SEAT OPTION					
DHA2800	<input type="checkbox"/>	Seat Bag, Click In And Removable, Includes The Fixation Clips (7010)		81,52	 2810  2820
MATRX LIBRA CUSHION ACCESSORIES					
DHA2810	<input type="checkbox"/>	Fluid Supplement Sac (Pair)		91,00	 2830
DHA2820	<input type="checkbox"/>	Tapered Wedge Pair		41,71	 2840
DHA2830	<input type="checkbox"/>	Abductor		47,39	 2850
DHA2840	<input type="checkbox"/>	Lateral Side Wedge		41,71	 2860
DHA2850	<input type="checkbox"/>	Anterior Front Wedge		54,98	
SEAT RIGIDIZER					
DHA2860	<input type="checkbox"/>	Seat Rigidizer	(Mandatory: choose a seat cushion)	56,87	 2860
FOOTREST					
Footplate / SW : Straight frame: High mounted footplate not possible for SW 360 mm Tapered frame: High mounted footplate not possible for SW 360 mm - 400 mm					 3240
DHA3240	<input type="checkbox"/>	Flip-Up Footplate, Angle Adjustable, Set To The Front		◆	
CALF STRAP					
DHA3320	<input type="checkbox"/>	MOUNTED ON SUPPORTER		○	
DHA3330	<input type="checkbox"/>	MOUNTED ON FRAME		◆	
SIDE GUARDS					
SIDE GUARDS / CLOTHES GUARDS					
DHA3405	<input type="checkbox"/>	Economy Clothes Guards, Flip Back	NC: 6430	○	 3440
DHA3420	<input type="checkbox"/>	Carbon Clothes Guards, Flip Back		◆	
DHA3430	<input type="checkbox"/>	Carbon Mudguards, Fixed	NC : 3490	223,70	
DHA3440	<input type="checkbox"/>	Carbon Mudguards, Removable	NC : 3490	336,49	
UNIQUE - CUSTOM TRANSPARENT COLORS - Only for economy clothes guards					
UHA3422	<input type="checkbox"/>	TRANSPARENT		520,38	
UHA3423	<input type="checkbox"/>	TRANSPARENT BLUE		745,02	
UHA3424	<input type="checkbox"/>	NEON YELLOW		745,02	
UHA3425	<input type="checkbox"/>	NEON ORANGE		745,02	
UHA3426	<input type="checkbox"/>	NEON RED		745,02	
UHA0006	<input type="checkbox"/>	"Your personal color": Please contact our customers service		On Request	
UHA0007	<input type="checkbox"/>	"Your personal design": Please contact our customers service - Provide the wished design in .ai / .pdf or .eps format		On Request	
ARMREST					
DHA3480	<input type="checkbox"/>	Tubular Armrest, Non-Locking, Height Adjustable, Removable, Swing-Away, Comfort Padded		264,45	 3480
DHA3490	<input type="checkbox"/>	Siderest, Height Adjustable, Short Armpad (T-Arm), Non-Locking		253,08	 3490
COLOUR OFFERING & CUSTOMIZATION					
COLOUR OFFERING & CUSTOMIZATION					
DHA4000	<input type="checkbox"/>	SPACE BLACK (RAL 9005)		○	EXTRA LEAD TIME +15 DAYS
DHA4010	<input type="checkbox"/>	ANTHRACITE GREY (RAL 7016)		○	
DHA4020	<input type="checkbox"/>	PURE WHITE (RAL 9016)	NC : 4220	○	
DHA4030	<input type="checkbox"/>	CARMINE RED (RAL 3002)		○	
DHA4040	<input type="checkbox"/>	AZURE BLUE (RAL 5017)		○	

DHA4060	<input type="checkbox"/>	FLASHY YELLOW (RAL 1016)		216,11	EXTRA LEAD TIME +15 DAYS	
DHA4100	<input type="checkbox"/>	BLACK GLOSSY (RAL 9005)		216,11		
DHA4130	<input type="checkbox"/>	SILVER GREY (RAL 9006)		216,11		
DHA4145	<input type="checkbox"/>	PEARL NIGHT BLUE	NEW	216,11		
DHA4150	<input type="checkbox"/>	RUBY RED (RAL 3003)		216,11		
DHA4170	<input type="checkbox"/>	DYNAMITE ORANGE - specific color mix, no RAL definition		216,11		
DHA4180	<input type="checkbox"/>	FOREST GREEN (RAL 6029)		216,11		
UHA4101	<input type="checkbox"/>	DIAMOND SILVER		696,68		
UHA4102	<input type="checkbox"/>	PASTEL GREEN		750,71		
UHA4103	<input type="checkbox"/>	SKY BLUE		750,71		
UHA4104	<input type="checkbox"/>	PLUM PURPLE		750,71		
UHA4105	<input type="checkbox"/>	SALMON		750,71		
DHA4070	<input type="checkbox"/>	ATOMIC VIOLET - Specific Color Mix, No Ral Definition		On quote		
UHA0008	<input type="checkbox"/>	SPECIAL FRAME COLOUR, ON DEMAND ONLY -Manufacturing time + 10 days: for a color already offered on the other ranges of Invacare manual wheelchairs. WHERE - Manufacturing time + 15 days: for any other request (subject to feasibility) - specify RAL number		750,71		
CERAMIC GLAZE FINISH						
UHA4066	<input type="checkbox"/>	CERAMIC GLAZE FINISH (ONLY FOR UHA**** COLOURS)		643,60	 TAG	
STYLING						
DHA4190	<input type="checkbox"/>	Bold	NC : 4300, 4310	64,45	TAG	
DHA4195	<input type="checkbox"/>	Tag	NC : 4200 to 4250	◆	 BOLD	
BOLD COLOUR						
DHA4200	<input type="checkbox"/>	BLACK		○	 BOLD	
DHA4210	<input type="checkbox"/>	DARK GREY		○		
DHA4220	<input type="checkbox"/>	LIGHT GREY		○		
DHA4230	<input type="checkbox"/>	RED		○		
DHA4240	<input type="checkbox"/>	BLUE		○		
DHA4250	<input type="checkbox"/>	GOLD		○		
UHA4252	<input type="checkbox"/>	NEON YELLOW		161,14		
UHA4253	<input type="checkbox"/>	NEON GREEN		161,14		
UHA4254	<input type="checkbox"/>	NEON ORANGE		161,14		
UHA4255	<input type="checkbox"/>	NEON PINK		161,14		
UHA4256	<input type="checkbox"/>	NEON RED		161,14		
UHA0009	<input type="checkbox"/>	"Your personal color": Please contact customers service		On Request		
TAG COLOUR						
DHA4300	<input type="checkbox"/>	BLACK		○	 BOLD	
DHA4310	<input type="checkbox"/>	RED		○		
FRONT WHEEL						
DHA5000	<input type="checkbox"/>	3" SUPERSPORT		○		 5000
DHA5050	<input type="checkbox"/>	4" EVERYDAY WHEEL WITH BLACK TYRE		○		
DHA5100	<input type="checkbox"/>	4" COMFORT WHEEL WITH BLACK TYRE		○		
DHA5150	<input type="checkbox"/>	4" STAREC BLACK HUB, BLACK TYRE		75,83		 5200 / 5250 / 5450 / 5500
DHA5150	<input type="checkbox"/>	4" FROGLEGS FRONT WHEEL WITH BLACK HUB, BLACK TYRE	Select the Froglegs front wheels with black hub (DHA5150) to access UNIQUE anodizations	121,33		
DHA5250	<input type="checkbox"/>	4" FROGLEGS FRONT WHEEL WITH SILVER HUB, BLACK TYRE		121,33		
DHA5300	<input type="checkbox"/>	5" EVERYDAY WITH BLACK TYRE		○		 5350
DHA5350	<input type="checkbox"/>	5" COMFORT WHEEL WITH BLACK TYRE		◆		
DHA5400	<input type="checkbox"/>	5" STAREC BLACK HUB, BLACK TYRE		103,32		
DHA5450	<input type="checkbox"/>	5" FROGLEGS FRONT WHEEL WITH BLACK HUB, BLACK TYRE	Select the Froglegs front wheels with black hub (DHA5450) to access UNIQUE anodizations	147,87		
DHA5500	<input type="checkbox"/>	5" FROGLEGS FRONT WHEEL WITH SILVER HUB, BLACK TYRE		147,87		
UNIQUE - FROGLEGS HUB COLOURS						
UHA5502	<input type="checkbox"/>	PINK		98,58	 5050 / 5300	
UHA5504	<input type="checkbox"/>	ORANGE		98,58		
UHA5506	<input type="checkbox"/>	BLUE		98,58		
UHA5507	<input type="checkbox"/>	VIOLET		98,58		
UHA5508	<input type="checkbox"/>	RED		98,58		
UHA5509	<input type="checkbox"/>	GOLD		98,58		
UNIQUE - CERAMIC BEARING						
UHA5510	<input type="checkbox"/>	CERAMIC BEARING		98,58		

REAR WHEEL POSITION			
DHA6100	<input type="checkbox"/>	1ST FROM FRONT (THE MOST ACTIVE)	○
DHA6110	<input type="checkbox"/>	2ND FROM FRONT (POSITION 1 ON THE CHAMPION 2008)	○
DHA6120	<input type="checkbox"/>	3RD FROM FRONT	○
DHA6130	<input type="checkbox"/>	4TH FROM FRONT (POSITION 2 ON THE CHAMPION 2008)	○
DHA6140	<input type="checkbox"/>	5TH FROM FRONT (POSITION 3 ON THE CHAMPION 2008)	○
DHA6150	<input type="checkbox"/>	6TH FROM FRONT	○
DHA6160	<input type="checkbox"/>	7TH FROM FRONT (POSITION 2 ON THE CHAMPION 2008)	○
DHA6170	<input type="checkbox"/>	8TH FROM FRONT	○
DHA6180	<input type="checkbox"/>	9TH FROM FRONT (THE MOST STABLE)	○
QUAD QUICK RELEASE AXLE			
DHA6300	<input type="checkbox"/>	TETRA-CLIP	NC : 6550, 6950 143,13
REAR WHEEL SIZE			
DHA6410	<input type="checkbox"/>	24"	◆
DHA6420	<input type="checkbox"/>	25"	○ NC : 6500, 6510, 6600, 6630, 6660, 6700, 6710, 6720, 6760, 6770, 6900, 6910, 6950
DHA6430	<input type="checkbox"/>	26"	○ NC : 6500, 6520, 6550, 6600, 6630, 6660, 6720, 6740, 6750, 6760, 6770, 6950 517,54
REAR WHEEL TYPE			
DHA6500	<input type="checkbox"/>	24" ACTIVE WHEELS (BLACK RIM, HUB AND RADIAL SPOKING INCL. ALU HANDRIMS)	24" NC : All Handrims, 6900, 6910 ◆
DHA6510	<input type="checkbox"/>	KUSCHALL STAREC HUB (BLACK RIM AND HUB, BLACK CROSS SPOKING)	24", 26" ○
DHA6520	<input type="checkbox"/>	HIGH PERFORMANCE (BLACK RIM, BLACK STAREC HUB, BLACK CROSS SPOKING)	24", 25" NC : 6660 532,70
DHA6550	<input type="checkbox"/>	SPINERGY LXX (BLACK RIM, HUB AND RADIAL SPOKING)	24", 25" NC : 6660, 6910 771,56
UHA6551	<input type="checkbox"/>	SPINERGY LITE EXTREME LX - 680g per wheel	24", 25" 1060,66
UHA6552	<input type="checkbox"/>	SPINERGY LITE EXTREME X-LACED XLX - 660g per wheel	24", 25" 1140,28
UHA6553	<input type="checkbox"/>	SPINERGY X-LACED SPORT LITE EXTREME XSLX - 757g per wheel	24", 25" 1206,64
UHA6554	<input type="checkbox"/>	SPINERGY CARBON FIBER CLX - 570g per wheel	24", 25" 1358,29
UNIQUE - RIM ANODIZED COLOURS			
UHA6557	<input type="checkbox"/>	BLUE	162,09
UHA6558	<input type="checkbox"/>	GOLD	162,09
UHA6559	<input type="checkbox"/>	GREEN	162,09
UHA6560	<input type="checkbox"/>	ORANGE	162,09
UHA6561	<input type="checkbox"/>	RED	162,09
UHA6562	<input type="checkbox"/>	VIOLET	162,09
UNIQUE - HUB ANODIZED COLOURS			
UHA6563	<input type="checkbox"/>	BLUE	162,09
UHA6564	<input type="checkbox"/>	GOLD	162,09
UHA6565	<input type="checkbox"/>	SILVER GREY (RAL 9006)	162,09
UHA6566	<input type="checkbox"/>	GREEN	162,09
UHA6567	<input type="checkbox"/>	ORANGE	162,09
UHA6568	<input type="checkbox"/>	RED	162,09
UHA6569	<input type="checkbox"/>	VIOLET	162,09
UNIQUE - SPOKE COLOURS			
UHA6570	<input type="checkbox"/>	BLUE	162,09
UHA6571	<input type="checkbox"/>	GREEN	162,09
UHA6572	<input type="checkbox"/>	ORANGE	162,09
UHA6573	<input type="checkbox"/>	PINK	162,09
UHA6574	<input type="checkbox"/>	RED	162,09
UHA6575	<input type="checkbox"/>	VIOLET	162,09
UHA6576	<input type="checkbox"/>	WHITE	162,09
UHA6577	<input type="checkbox"/>	YELLOW	162,09
UNIQUE - CERAMIC BEARING			
UHA6579	<input type="checkbox"/>	CERAMIC BEARING	332,70



6300

REAR WHEEL TYRE				
DHA6600	<input type="checkbox"/>	MAXXIS LITE GUARD BLACK TYRE (puncture protection)	24"	◆
DHA6625	<input type="checkbox"/>	MAXXIS ALPHA PROTECT BLACK TYRE (puncture protection)	24"	72,04
DHA6630	<input type="checkbox"/>	MBL SPEEDLITE (puncture protection)	24"	72,04
DHA6660	<input type="checkbox"/>	SOLID TYRE BLACK	24" NC : 7230	72,04
HANDRIM				
DHA6700	<input type="checkbox"/>	ANTI-SLIP DIST. 3 CM ADJUSTABLE 4CM	24", 26"	142,18
DHA6710	<input type="checkbox"/>	STEEL, DIST. 3 CM ADJUSTABLE 4CM	24", 26"	113,74
DHA6720	<input type="checkbox"/>	TITANIUM, DIST. 3 CM ADJUSTABLE 4CM	24"	277,73
DHA6740	<input type="checkbox"/>	CARBOLIFE GEKKO, WITH ANTI-SLIP DIST. 3 CM ADJUSTABLE 4CM	24", 25"	373,46
DHA6750	<input type="checkbox"/>	CARBOLIFE GEKKO S, WITH ANTI-SLIP DIST. 3 CM ADJUSTABLE 4CM	24", 25"	373,46
DHA6760	<input type="checkbox"/>	CARBOLIFE CURVE L WITH ERGONOMIC PROFILE DIST. 3 CM ADJUSTABLE 4CM	24"	282,46
DHA6770	<input type="checkbox"/>	CARBOLIFE QUADRO, WITH ERGONOMIC PROFILE DIST. 3 CM ADJUSTABLE 4CM	24"	373,46
DHA6780	<input type="checkbox"/>	LIGHT ALU, GREY, DIST. 3 CM ADJUSTABLE 4CM	24", 25", 26"	◆
DHA6790	<input type="checkbox"/>	LIGHT ALU, BLACK, DIST. 3 CM ADJUSTABLE 4CM	24", 25", 26"	○
REAR WHEEL CAMBER				
DHA6820	<input type="checkbox"/>	0°		◆
DHA6830	<input type="checkbox"/>	1°		○
DHA6840	<input type="checkbox"/>	3°	NC : 7230	○
SPOKE GUARDS				
DHA6900	<input type="checkbox"/>	Transparent	24", 26"	200,95
DHA6910	<input type="checkbox"/>	Black	24", 26"	200,95
ALBER ADDS ON KIT				
DHA6950	<input type="checkbox"/>	E-MOTION & TWION ADAPTATION PLATE 2 ALBER ANTITIPPERS INCLUDED	Only with 24" wheels NC : 7500, 7510, 7520, 8200	579,15
<i>Tip : for perfect compatibility of the brakes with the manual wheels, we advise you to equip them with the same coating as the motorized wheels.</i>				
FIXATION CLIPS				
DHA7000	<input type="checkbox"/>	FIXATION STRAP		○
DHA7010	<input type="checkbox"/>	FIXATION CLIP - HOLDS FRAME TOGETHER IN FOLDED POSITION		◆
UNFOLDING HELP				
DHA7100	<input type="checkbox"/>	UNFOLDING HELP - TO OPEN FOLDING MECHANISM FROM FRONT		◆
UNIQUE - CUSTOMIZATION				
UHA6960	<input type="checkbox"/>	UNIQUE - CUSTOM COLOURS FORKS AND BEARING COVER		197,16
UHA6961	<input type="checkbox"/>	UNIQUE - CUSTOM COLOURS FORKS, BEARING COVER, REAR WHEEL SUPPORTS, LATERAL SUPPORTS, BRAKE CLAMPS		551,66



6700 6710



6720



6740

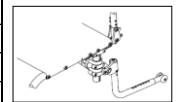



6790 6760



7010

UNIQUE - COLOURS PREMIUM ANODIZATION			
UHA6963	<input type="checkbox"/>	RED	○
UHA6964	<input type="checkbox"/>	VIOLET	○
UHA6965	<input type="checkbox"/>	COPPER	○
UHA6966	<input type="checkbox"/>	GREEN	○
UHA6967	<input type="checkbox"/>	ORANGE	○
UHA6968	<input type="checkbox"/>	GOLD	○
UHA6969	<input type="checkbox"/>	CHAMPAGNE	○
UHA6970	<input type="checkbox"/>	PINK	○
UHA6971	<input type="checkbox"/>	BLUE	○
UHA6972	<input type="checkbox"/>	POLY MIRROR FINISH	○
BRAKES			
DHA7200	<input type="checkbox"/>	PULL BRAKES	○
DHA7210	<input type="checkbox"/>	STANDARD BRAKES, LEVER BENT	◆
DHA7220	<input type="checkbox"/>	STANDARD BRAKES, LEVER STRAIGHT	○
DHA7230	<input type="checkbox"/>	PERFORMANCE BRAKES	NC : 7300, 7810, 7820, 7830
DHA7250	<input type="checkbox"/>	LIGHT ACTIVE BRAKES	76,78
BRAKE EXTENSION LEVER			
DHA7300	<input type="checkbox"/>	FOR STRAIGHT LEVER BRAKES	145,02
SAFETY OPTIONS			
Assembly of a maximum of 2 elements per side from the following list: anti-tippers, tipping tubes, cane holder or transit wheels			
ANTI-TIPPER			
DHA7500	<input type="checkbox"/>	ANTI-TIPPER RIGHT	NC : 8300
DHA7510	<input type="checkbox"/>	ANTI-TIPPER LEFT	131,75
DHA7520	<input type="checkbox"/>	ANTI-TIPPER BOTH SIDES	NC : 8300
BELTS			
DHA7800	<input type="checkbox"/>	STANDARD BELT - PLASTIC BUCKLE	131,75
DHA7810	<input type="checkbox"/>	BODYPOINT POSTURE BELT EVOFLEX 2 POINTS, SMALL, FLAT-MOUNT WITH PUSH BUTTON	263,51
DHA7820	<input type="checkbox"/>	BODYPOINT POSTURE BELT EVOFLEX 2 POINTS, MEDIUM, FLAT-MOUNT WITH REHAB LATCH	42,65
DHA7830	<input type="checkbox"/>	BODYPOINT POSTURE BELT EVOFLEX, 2 POINTS, LARGE, FLAT-MOUNT WITH REHAB LATCH	217,06
PASSIVE LIGHTS			
DHA7900	<input type="checkbox"/>	PASSIVE LIGHTS ASSEMBLED (MOUNTED ON SPOKES)	217,06
ATTENDANT OPTIONS			
FRAME PROTECTION			
DHA8010	<input type="checkbox"/>	FRONT FRAME PROTECTORS; 2 PC. - REMOVABLE, WITH LOOP BANDS	22,75
TIPPER AID			
DHA8100	<input type="checkbox"/>	TIPPER-AID, RIGHT	66,35
CANE HOLDER Max. 2 adaptions per side (adaptations = anti tipper, cane holder, transit wheels)			
DHA8200	<input type="checkbox"/>	CANE HOLDER, MOUNTED RIGHT	66,35
CANE HOLDER, MOUNTED RIGHT			
DHA8300	<input type="checkbox"/>	TRANSIT WHEELS 3" ONLY IN COMBINATION WITH ANTITIPPER BOTH SIDES (DHA7520)	301,45
OTHERS OPTIONS			
DHA8500	<input type="checkbox"/>	AIR PUMP - NEW	33,18
DHA8550	<input type="checkbox"/>	Trousse to outils	22,75
DHA8680	<input type="checkbox"/>	24" MOUNTAIN BIKE WHEELS WITH BAG - MOUNTAIN BIKE WHEELS AND TIRES WITH ALU GREY HANDRIMS ; QUICK RELEASE AXLES INCLUDED	646,45
DHA8700	<input type="checkbox"/>	TRAVEL BAG FOR CHAMPION	432,23
DHA8650	<input type="checkbox"/>	WHEELS BAG	(22", 24", 25", 26")
DHA8750	<input type="checkbox"/>	TRAVEL BAG FOR CHAMPION WITH SK OPTION (FOLDABLE FRONT FRAME)	65,40
DHA8800	<input type="checkbox"/>	BODYPOINT CALF STRAP	499,53
DHA8850	<input type="checkbox"/>	BODYPOINT MOBILITY BAG	104,27



FRAME TYPE AND ANGLE, DIFFERENCE BETWEEN FSTF AND RSTF, FOOTPLATE MOUNTING, SEAT DEPTH AND FRONT WHEEL SIZE

FRAME TYPE AND ANGLE, FSTF, FRAME LENGTH, SEAT DEPTH AND FRONT WHEEL SIZE

	Difference between FSTF and RSTF	FOOTPLATE SET TO THE FRONT						FOOTPLATE SET TO THE REAR						
		SD340 - SD380			SD ≥ 400			SD340 - SD380			SD ≥ 400			
		3"	4"	5"	3"	4"	5"	3"	4"	5"	3"	4"	5"	
75° Frame	0 mm									x	x		x	x
	10 mm												x	x
	20 mm												x	x
	30 mm												x	x
	40 mm												x	x
	50 mm													
	60 mm													
	70 mm													
90° Frame	30 mm		x			x	x	x	x	x	x	x	x	x
	40 mm		x			x	x	x	x	x	x	x	x	x
	50 mm					x	x	x	x	x	x	x	x	x
	60 mm					x	x			x	x	x	x	x
	70 mm									x	x	x	x	x
	80 mm									x		x	x	x
	90 mm									x			x	x
	100 mm												x	x

There is no conflict if the lower leg length (LLL) is smaller than "FSTF minus 100 mm"




	FSTF	Long frame						Short frame							
		SD340 - ST380			SD ≥ 400			SD340 - ST380			SD ≥ 400				
		3"	4"	5"	3"	4"	5"	3"	4"	5"	3"	4"	5"		
Frame 75°	540	x	x			x				x	x	x	x	x	x
	530	x								x	x	x	x	x	x
	520									x	x	x	x	x	x
	510									x	x	x	x	x	
	500									x	x		x		
	490									x					
	480														
	470														
	460														
	450														
Frame 90°	540	x	x			x				x	x	x	x	x	x
	530	x								x	x	x	x	x	x
	520									x	x	x	x	x	x
	510									x	x	x	x	x	
	500									x	x		x		
	490									x					
	480														
	470														
	460														
	450														

MATRIX BACKRESTS WIDTH AVAILABLE RANGE

SEAT WIDTH	Matrix Elite E2 / Elite E2 Deep backrest width choice (mm)						
	360	380	410	430	460	480	510
360							
380							
400							
420							
440							
460							
480							

SEAT WIDTH	Matrix MX2 backrest width choice (mm)						
	360	380	410	430	460	480	510
360							
380							
400							
420							
440							
460							
480							

Ramps

1440530	<input type="checkbox"/>	Fiberglass Folding Mono Ramp Folded dimensions: 2000 x 230 mm 16.3 kg - maximum capacity: 300 kg	1 787,68	
1654128	<input type="checkbox"/>	Basic ramp 2 telescopic parts in aluminum and non-slip coating Folded dimensions: 1210 x 194 mm 8.8 kg per pair - maximum capacity: 270 kg	402,84	
1654129	<input type="checkbox"/>	Quick2go Compact 3-part aluminum telescopic ramp with non-slip coating Folded dimensions: 870 x 237 mm 13.6 kg per pair - maximum capacity: 260 kg	805,69	
1654130	<input type="checkbox"/>	Aluminum Folding Mono Ramp Folded dimensions: 1824 x 714 mm 13.9 kg - maximum capacity: 300 kg	426,54	