

Please contact Invacare EU Export Customer Services on :-
Tel : +33 247 626980 ; Email : serviceclient_export@invacare.com
 Or visit our website : www.invacare.eu.com



Invacare® Action®⁴ NG

Active aluminum manual wheelchair folding by brace



Description:

- Micro-ventilated bi-material canvas with storage pocket
- Weight: from 14.4 kg
- Maximum user weight: 125 kg
- 2-year warranty period excluding wear parts



Date :

Purchase Order :

Customer Code :

Distributor Stamp :



Invacare Unique Customization Service
 Please specify the quote or special production number:

- Please make your selection with a cross in the box Standard feature Free of charge option

CODE	DESCRIPTION	NC : Non Compatible NC : 9999 = not compatible with the reference 9999	Euros
CKB0031	<input type="checkbox"/> Invacare® Action® ⁴ NG - Fixed Backrest		529,85
CKB0036	<input type="checkbox"/> Invacare® Action® ⁴ NG - Folding Backrest		572,18
CKB0041	<input type="checkbox"/> Invacare® Action® ⁴ NG - Backrest reclining from 0° to 30° or folding and adjustable in angle		572,18

Choose your Action 4 NG Pack for reclining backrest

If you check a Pack, do not check the options individually, possibility to check only one Pack at a time

CKB0050	<input type="checkbox"/> Pack 1: Reclining (Ratchet) 0/30° Backrest (0320) + Contour Adjustable (7+1 Straps) Bi Material Padded Cover (0375)	NC : 0164, 0360, 0367, 0556, 0616, 0780, 0782, 1055, 1060, Matrix Backrests	<input type="radio"/>
CKB0055	<input type="checkbox"/> Pack 2: Reclining (Ratchet) 0/30° Backrest (0320) + Armrest Swing Away Detachable Rh & Lh (N°3) (0539 & 0599)	NC : 0360, 0367, 0780, 0782, 1055, 1060, 1270, 1271, 1272, 1273	<input type="radio"/>
CKB0060	<input type="checkbox"/> Pack 3: Reclining (Ratchet) 0/30° Backrest (0320) + Contour Adjustable (7+1 Straps) Bi Material Padded Cover (0375) + Armrest Swing Away Detachable Rh & Lh (N°3) (0539 & 0599)	NC : 0164, 0360, 0367, 0780, 0782, 1055, 1060, 1270, 1271, 1272, 1273	110,90

FLEXIBLE POSITIONING FILE PACK

On demand	<input type="checkbox"/> Asymmetrically adjustable backrest with 8 straps + 2 repositionable trunk supports + a Matrix Libra seat cushion + a rigid base + a Bodypoint 2-point pelvic belt	Only with 43 cm backrest height	794,76	
-----------	--	--	--------	--

ALBER

CKB0070	<input type="checkbox"/> Bracket For Twion / E-Motion M25 Including Alber Anti-Tipper	NC : 0110, 0265, 0555, 0615, 0942, 0944, 0946, 0963, 0964, 0972, 1040, 1055, 1130, 1175, 1195, 1196, 1200, 1240, 1246, 1252	579,15
CKB0080	<input type="checkbox"/> Bracket For Viamobil V25	NC : 0110, 0250, 0260, 0265, 0341, 0342, 1055, 1195, 1196, 1200, 1240, 1246, 1252	313,74
CKB0090	<input type="checkbox"/> Bracket For Viamobil Eco V14 (120Kg)	NC : 0240, 0250, 0260, 0265, 0716, 0717, 0718, 0782, 1055, 1075, 1195, 1196, 1200, 1240, 1241, 1246, 1252	414,25

PROPULSION TYPE

CKB0100	<input type="checkbox"/> Standard	NC : 0942	<input checked="" type="checkbox"/>
CKB0110	<input type="checkbox"/> Transit	NC : 0240, 0250, 0260, 0265, 0556, 0905, 0925, 0944, 0946, 0948, 1020, 1030, 1050, 1055, 1060, 1075, 1110, 1111, 1125, 1150, 1160, 1220	<input type="radio"/>

SEAT			
SEAT WIDTH			
CKB0120	<input type="checkbox"/> 380 mm	NC : 0201, 0420+0470, 0656, 0664	<input type="radio"/>
CKB0130	<input type="checkbox"/> 405 mm	NC : 0201, 0420+0470	<input type="radio"/>
CKB0140	<input type="checkbox"/> 430 mm		◆
CKB0150	<input type="checkbox"/> 455 mm	NC : 0657	<input type="radio"/>
CKB0160	<input type="checkbox"/> 480 mm	NC : 0657, 0663	<input type="radio"/>
CKB0162	<input type="checkbox"/> 505 mm	NC : 0657, 0663, 0664, 0665	<input type="radio"/>
CKB0164	<input type="checkbox"/> 555 mm - with back brace and reinforced seat upholstery	NC : 0317, 0318, 0364, 0367, 0368, 0375, 0657, 0663, 0664, 0665, 0656, 0661, 0681, 0771, 0780, 0782, 1270	<input type="radio"/>
SEAT DEPTH			
CKB0180	<input type="checkbox"/> 400 mm	NC : 0702, 0703	◆
CKB0190	<input type="checkbox"/> 450 mm	NC : 0296, 0701, 0657, 0703	<input type="radio"/>
CKB0195	<input type="checkbox"/> 500 mm	NC : 0260, 0265, 0295, 0657, 0661, 0663, 0664, 0665, 0681, 0701, 0702	<input type="radio"/>
CKB0200	<input type="checkbox"/> 400 TO 450 MM ADJUSTABLE SEAT DEPTH SET TO 430MM	NC : 0295, 0703	<input type="radio"/>
CKB0201	<input type="checkbox"/> 450 TO 500 MM ADJUSTABLE SEAT DEPTH	NC : 0260, 0265, 0295, 0656, 0657, 0661, 0681, 0701	<input type="radio"/>
	<input type="checkbox"/> 550 mm - with reinforced seat cover	NC : 0654, 0657, 0663, 0664, 0665, 0661, 0681, 0656, 1175	On Request
SEAT HEIGHT			
CKB0210	<input type="checkbox"/> 510 mm	NC : 0556, 0890, 0895, 0905, 0925, 0944, 0946 - Only with 8" front wheels	<input type="radio"/>
CKB0220	<input type="checkbox"/> 485 mm	NC : 0925, 0944	◆
CKB0230	<input type="checkbox"/> 460 mm	NC : 0944	<input type="radio"/>
CKB0240	<input type="checkbox"/> 435 mm	NC : 0537/0538/0597/0598 + 24" wheels, 0845, 0850, 0870, 0942, 0944	<input type="radio"/>
CKB0250	<input type="checkbox"/> 410 mm	NC : 0537/0538/0597/0598 + 24" wheels, 0770, 0845, 0850, 0870, 0905, 0942, 0944, 0963, 0991, 1130, 1195, 1196 1246	<input type="radio"/>
CKB0260	<input type="checkbox"/> 385 mm	NC : 0556, 0770, 0845, 0850, 0870, 0890, 0895, 0905, 0942, 0944, 0948, 0963, 1130, 1195, 1196, 1246 - Only with 5" front wheels	<input type="radio"/>
CKB0265	<input type="checkbox"/> 360 mm	NC : 0480, 0500, 0556, 0616, 0770, 0845, 0850, 0870, 0890, 0895, 0905, 0942, 0946, 0948, 0963, 1130, 1196, 1200, 1246 - Only with 5" front wheels	145,02
SEAT UPHOLSTERY TYPE			
CKB0290	<input type="checkbox"/> NYLON WITH LOOP BANDS SEAT UPHOLSTERY		<input type="radio"/>
CKB0295	<input type="checkbox"/> PADDED NYLON SEAT UPHOLSTERY		◆
BACKREST			
Back type - anti-tippers required with reclining backs			
CKB0300	<input type="checkbox"/> FIXED 7° BACKREST - HEIGHT ADJUSTABLE 380 TO 460 MM & FIXED PUSH HANDLES	NC : 0364, 0365, 0367, 0368, 0375, 0537, 0538, 0539, 0540, 0597, 0598, 0599, 0600, 0716, 0717, 0718, 0780, 1241	<input type="radio"/>
CKB0310	<input type="checkbox"/> FIXED 7° BACKREST - HEIGHT ADJUSTABLE 380 TO 460 MM & HEIGHT ADJUSTABLE PUSH HANDLES (independantly from upholstery height)	NC : 0364, 0365, 0367, 0368, 0375, 0537, 0538, 0539, 0540, 0597, 0598, 0599, 0600, 0716, 0717, 0718, 0780, 1241	294,79
CKB0311	<input type="checkbox"/> FIXED 7° BACKREST - 2 HEIGHTS (400 & 430 MM) - FIXED PUSH HANDLES	NC : 0360, 0367, 0782	◆
CKB0312	<input type="checkbox"/> FIXED 7° BACKREST - HEIGHT 510 MM - FIXED PUSH HANDLES	NC : 0360, 0367, 0782	33,18
CKB0317	<input type="checkbox"/> ANGLE ADJUSTABLE AND FOLD DOWN (-15° to + 15°) FIXED 7°, HEIGHT 350MM / 14" WITH FIXED SHORT PUSHHANDLES	NC : 0360, 0364, 0365 0368, 0370, 0375, 0716, 0717, 0718, 0721, 0780, 0963, 1130, 1241	456,87
CKB0318	<input type="checkbox"/> ANGLE ADJUSTABLE AND FOLD DOWN (-15° to + 15°) FIXED 7°, HEIGHT 425MM / 17" WITH FIXED LONG PUSHHANDLES	NC : 0360, 0364, 0365, 0368, 0370, 0375, 0716, 0717, 0718, 0721	456,87
CKB0320	<input type="checkbox"/> RECLINING (RATCHET) 0/30° BACKREST INCL. BACKBRACE & PASSIVE REAR WHEEL POS. ONLY - 3 HEIGHTS 390/410/430 - FIXED PUSH HANDLES	NC : 0360, 0367, 0556, 0616, 0780, 0782, 1055, 1060	◆



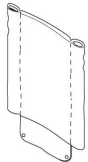
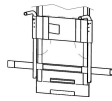












0310



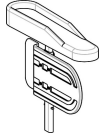


CKB0333	<input type="checkbox"/>	RECLINING (GAS SPRING) 0/30° BACKREST INCL. BACKBRACE & PASSIVE REAR WHEEL POS. ONLY - 3 HEIGHTS 390/410/430 - FIXED PUSH HANDLES	NC : 0360, 0367, 0556, 0616, 0780, 0782, 1055, 1060	○
CKB0334	<input type="checkbox"/>	RECLINING (GAS SPRING) 0/30° BACKREST INCL. BACKBRACE & PASSIVE REAR WHEEL POS. ONLY - 3 HEIGHTS 470/40°/510 - FIXED PUSH HANDLES	NC : 0360, 0367, 0556, 0616, 0780, 0782, 1055, 1060	33,18
CKB0345	<input type="checkbox"/>	RECLINING/FOLDING (GAS SPRING) 0/30° BACKREST INCL. BACKBRACE & PASSIVE REAR WHEEL POS. ONLY - 3 HEIGHTS 390/410/430 - FIXED PUSH HANDLES	NC : 0360, 0367, 0556, 0616, 0780, 0782, 1055, 1060	○
CKB0341	<input type="checkbox"/>	FOLDING 7° BACKREST - 430 MM HEIGHT - FIXED PUSH HANDLES	NC : 0360, 0367, 0782	◆
CKB0342	<input type="checkbox"/>	FOLDING 7° BACKREST - 510 MM HEIGHT - FIXED PUSH HANDLES	NC : 0360, 0367, 0370, 0375, 0782	33,18
Matrx backrests - See the table "Possible Matrx backrest widths depending on the seat width" at the bottom of the measurement sheet. Find the trunk wedges and all the accessories on the Matrx measurement sheet!				
CKB0321	<input type="checkbox"/>	Matrx Elite E2 height 160 mm - Curve 80 mm - Mini fasteners		717,54
CKB0322	<input type="checkbox"/>	Matrx Elite E2 height 210 mm - Curve 80 mm - Mini fasteners		717,54
CKB0323	<input type="checkbox"/>	Matrx Elite E2 height 260 mm - Curve 80 mm - Mini fasteners		717,54
CKB0324	<input type="checkbox"/>	Matrx Elite E2 height 310 mm - Curve 80 mm - Mini fasteners		717,54
CKB0325	<input type="checkbox"/>	Matrx Elite E2 height 360 mm - Curve 80 mm - Mini fasteners		717,54
CKB0351	<input type="checkbox"/>	Matrx Elite E2 height 410 mm - Curve 80 mm - Mini fasteners		717,54
CKB0352	<input type="checkbox"/>	Matrx Elite E2 height 460 mm - Curve 80 mm - Standard fasteners		717,54
CKB0326	<input type="checkbox"/>	Matrx Elite E2 height 510 mm - Curve 80 mm - Standard fasteners		717,54
CKB0327	<input type="checkbox"/>	Matrx Elite Deep E2 height 160 mm - Curve 160 mm - Mini fasteners		717,54
CKB0328	<input type="checkbox"/>	Matrx Elite Deep E2 height 210 mm - Curve 160 mm - Mini fasteners		717,54
CKB0329	<input type="checkbox"/>	Matrx Elite Deep E2 height 260 mm - Curve 160 mm - Mini fasteners		717,54
CKB0336	<input type="checkbox"/>	Matrx Elite Deep E2 height 310 mm - Curve 160 mm - Mini fasteners		717,54
CKB0337	<input type="checkbox"/>	Matrx Elite Deep E2 height 360 mm - Curve 160 mm - Mini fasteners		717,54
CKB0353	<input type="checkbox"/>	Matrx Elite Deep E2 height 410 mm - Curve 160 mm - Mini fasteners		717,54
CKB0354	<input type="checkbox"/>	Matrx Elite Deep E2 height 460 mm - Curve 160 mm - Mini fasteners		717,54
CKB0338	<input type="checkbox"/>	Matrx Elite Deep E2 height 510 mm - Curve 160 mm - Mini fasteners		717,54
Caution - loss of approx. 20 mm of seat depth with tiltable backrests - supplied with Mini or Standard fixings except for PMH backrests supplied with Split fixing.				
Matrx backrest width- see table at the end of the measurement sheet				
CKB0355	<input type="checkbox"/>	360 mm - indicative bust width 265 mm		○
CKB0356	<input type="checkbox"/>	380 mm - indicative bust width 290 mm		○
CKB0357	<input type="checkbox"/>	410 mm - indicative bust width 315 mm		○
CKB0358	<input type="checkbox"/>	430 mm - indicative bust width 340 mm		○
CKB0359	<input type="checkbox"/>	460 mm - indicative bust width 370 mm		○
CKB0361	<input type="checkbox"/>	480 mm - indicative bust width 390 mm		○
CKB0362	<input type="checkbox"/>	510 mm - indicative bust width 420 mm		○





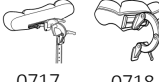








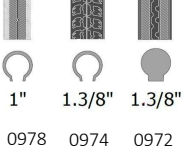
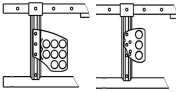
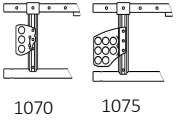



Matrx Elite E2 / Elite Deep E2











BACKREST UPHOLSTERY TYPE					
CKB0360	<input type="checkbox"/>	STANDARD PADDED NYLON SLING TYPE (JEMIMA)	NC : 0721	○	 0360  0364  0375
CKB0364	<input type="checkbox"/>	LUMBAR SUPPORT (+1 STRAP) BI MATERIAL PADDED COVER INCL. BACK POCKET		◆	
CKB0365	<input type="checkbox"/>	LUMBAR SUPPORT (+1 STRAP) PADDED SHAPED COVER		○	
CKB0367	<input type="checkbox"/>	CONTOUR ADJUSTABLE (3+1 STRAPS) BI MATERIAL PADDED COVER INCL. BACK POCKET		○	
CKB0368	<input type="checkbox"/>	Bi-material padded with rear pocket, adjustable in tension (4 straps), black nylon and black fabric - includes a backrest tensioner	NC : 0780, 0782	33,08	
CKB0370	<input type="checkbox"/>	Padded adjustable in tension (7 straps), black nylon - Includes a back tensioner	NC : 0780, 0782	110,90	
CKB0375	<input type="checkbox"/>	Bi-material padded with back pocket, adjustable in tension (7 straps), black nylon and black fabric - includes a backrest tensioner	NC : 0780, 0782	138,39	
HANGERS/FOOTPLATES					
HANGERS RH TYPE					
CKB0390	<input type="checkbox"/>	80° STRAIGHT RH SWING IN/SWING OUT HANGER		◆	 0390 / 0440  0400 / 0470  0420 / 0470  0491
CKB0400	<input type="checkbox"/>	ELEVATING LEGREST (0° TO 75°) RH SWING IN/SWING OUT HANGER (INCLUDING CALFPAD)	NC : 0491, 0760, 0770, 0771	73,82	
CKB0420	<input type="checkbox"/>	AMPUTEE LEGREST RH	NC : 0480, 0490, 0491, 0760, 0771, 0773	140,28	
HANGERS LH TYPE					
CKB0440	<input type="checkbox"/>	80° STRAIGHT LH SWING IN/SWING OUT HANGER		◆	 0420 / 0470  0491
CKB0450	<input type="checkbox"/>	ELEVATING LEGREST (0° TO 75°) LH SWING IN/SWING OUT HANGER (INCLUDING CALFPAD)	NC : 0491, 0760, 0770, 0771	73,82	
CKB0470	<input type="checkbox"/>	AMPUTEE LEGREST LH	NC : 0491, 0500, 0510, 0760, 0771	140,28	
FOOTPLATES RH TYPE					
CKB0480	<input type="checkbox"/>	FLIP UP RH FOOTPLATE INCLUDING ADJUSTABLE HEEL STRAP		◆	 0490 / 0510  0490 / 0510
CKB0490	<input type="checkbox"/>	FLIP UP DEPTH & ANGLE AJUSTABLE RH FOOTPLATE INCLUDING ADJUSTABLE HEEL STRAP		26,43	
CKB0491	<input type="checkbox"/>	FLIP UP ONE PIECE FOOTPLATE DEPTH & ANGLE ADJUSTABLE	NC : 0500, 0510, 0770, 0771	234,12	
FOOTPLATES LH TYPE					
CKB0500	<input type="checkbox"/>	FLIP UP LH FOOTPLATE INCLUDING ADJUSTABLE HEEL STRAP		◆	 0490 / 0510
CKB0510	<input type="checkbox"/>	FLIP UP DEPTH & ANGLE AJUSTABLE LH FOOTPLATE INCLUDING ADJUSTABLE HEEL STRAP		26,43	
ARMRESTS					
ARMRESTS RH FORM IN BLACK COLOR					
CKB0520	<input type="checkbox"/>	REMOVABLE RH "RIO" (N°1) AUTOLOCK SAFETY DEVICE INCLUDED - DESK	NC : 0593, 0595, 0596, 0597, 0598, 0599, 0600, 0603, 0616, 1270, 1271	○	 0520 / 0580  0533 / 0593
CKB0530	<input type="checkbox"/>	REMOVABLE RH "RIO"(N°1) AUTOLOCK SAFETY DEVICE INCLUDED FULL -LENGTH	NC : 0593, 0595, 0596, 0597, 0598, 0599, 0600, 0603, 0616	○	
CKB0531	<input type="checkbox"/>	RIO, REMOVABLE AND CONTINUOUSLY HEIGHT-ADJUSTABLE FROM 200 MM TO 280 MM - SHORT NARROW GUTTER (330 MM) WITHOUT ROTATION	NC : 0593, 0595, 0596, 0597, 0598, 0599, 0600, 1270, 1271	113,17	
CKB0533	<input type="checkbox"/>	REMOVABLE RH (N°4) AUTOLOCK SAFETY DEVICE INCLUDED -DESK	NC : 0580, 0590, 0591, 0597, 0598, 0599, 0600, 0603, 0616, 1270, 1271	117,54	
CKB0535	<input type="checkbox"/>	REMOVABLE AND HEIGHT ADJUSTABLE - SHORT NARROW GUTTER (330 MM) WITHOUT ROTATION	NC : 0580, 0590, 0591, 0597, 0598, 0599, 0600, 0603, 1270, 1271	113,17	
CKB0536	<input type="checkbox"/>	REMOVABLE RH (N°4) AUTOLOCK SAFETY DEVICE INCLUDED FULL -LENGTH	NC : 0580, 0590, 0591, 0597, 0598, 0599, 0600, 0603, 0616, 1271	117,54	
CKB0537	<input type="checkbox"/>	SWING AWAY DETACHABLE RH (N°2) -DESK	NC : 0580, 0590, 0591, 0593, 0595, 0596, 0599, 0600, 0616, 0603, 1055, 1270, 1271	◆	

CKB0538	<input type="checkbox"/>	SWING AWAY DETACHABLE RH (N°2) -FULL LENGTH	NC : 0580, 0590, 0593, 0596, 0599, 0600, 0616, 1055	○	 0537 / 0597	
CKB0539	<input type="checkbox"/>	SWING AWAY DETACHABLE RH (N°3)- DESK	NC : 0580, 0590, 0591, 0593, 0595, 0596, 0597, 0598, 0616, 1055, 1270, 1271	117,54		
CKB0540	<input type="checkbox"/>	SWING AWAY DETACHABLE RH (N°3)- FULL LENGTH	NC : 0580, 0590, 0591, 0593, 0595, 0596, 0597, 0598, 0616, 1055, 1271	117,54		
CKB0543	<input type="checkbox"/>	LIFTABLE AND REMOVABLE, HEIGHT-ADJUSTABLE FROM 170 TO 295 MM - SHORT (330 MM) NON-ROTATING NARROW TROUGH WITH CLOTHES GUARD AND ERGONOMIC SUPPORT HANDLE	NC : 0580, 0590, 0591, 0593, 0595, 0596, 0597, 0598, 0616, 1055, 1270, 1271	113,17		 0539 / 0599
CKB0555	<input type="checkbox"/>	REMOVABLE RH (N°4) AUTOLOCK SAFETY DEVICE INCLUDED -HEMI BLACK PU TR26	NC : 0616, 1270, 1271	113,17		
CKB0556	<input type="checkbox"/>	REMOVABLE MUDGUARD RH (N°6) (CUSHION IS RECOMMENDED FOR SEAT HEIGHT 410 & 435 MM)	NC : 0580, 0590, 0591, 0593, 0595, 0596, 0597, 0598, 0599, 0600, 0603, 0615, 0944, 0946, 0991, 1055, 1075, 1270, 1271	60,66		
ARMRESTS LH FORM IN BLACK COLOR						
CKB0580	<input type="checkbox"/>	REMOVABLE LH "RIO" (N°1) AUTOLOCK SAFETY DEVICE INCLUDED DESK	NC : 1270, 1272	○	 0555 / 0615	
CKB0590	<input type="checkbox"/>	REMOVABLE LH "RIO"(N°1) AUTOLOCK SAFETY DEVICE INCLUDED FULL LENGTH		○		
CKB0591	<input type="checkbox"/>	RIO, REMOVABLE AND CONTINUOUSLY HEIGHT-ADJUSTABLE FROM 200 MM TO 280 MM - SHORT NARROW GUTTER (330 MM) WITHOUT ROTATION	NC : 1270, 1272	113,17		
CKB0593	<input type="checkbox"/>	REMOVABLE LH (N°4) AUTOLOCK SAFETY DEVICE INCLUDED DESK	NC : 1270, 1272	117,54		
CKB0595	<input type="checkbox"/>	REMOVABLE AND HEIGHT ADJUSTABLE - SHORT NARROW GUTTER (330 MM) WITHOUT ROTATION	NC : 1270, 1272	113,17		
CKB0596	<input type="checkbox"/>	REMOVABLE LH (N°4) AUTOLOCK SAFETY DEVICE INCLUDED FULL LENGTH	NC : 1272	117,54		
CKB0597	<input type="checkbox"/>	SWING AWAY DETACHABLE LH (N°2) DESK	NC : 1055, 1270, 1272	◆		
CKB0598	<input type="checkbox"/>	SWING AWAY DETACHABLE LH (N°2) FULL LENGTH	NC : 1055	○		
CKB0599	<input type="checkbox"/>	SWING AWAY DETACHABLE LH (N°3) DESK	NC : 1055, 1270, 272	117,54		
CKB0600	<input type="checkbox"/>	SWING AWAY DETACHABLE LH (N°3) FULL LENGTH	NC : 1055, 1272	117,54		
CKB0603	<input type="checkbox"/>	LIFTABLE AND REMOVABLE, HEIGHT-ADJUSTABLE FROM 170 TO 295 MM - SHORT (330 MM) NON-ROTATING NARROW TROUGH WITH CLOTHES GUARD AND ERGONOMIC SUPPORT HANDLE	NC : 1055, 1272	113,17		
CKB0615	<input type="checkbox"/>	REMOVABLE LH (N°4) AUTOLOCK SAFETY DEVICE INCLUDED HEMI BLACK PU TR26	NC : 1270, 1272	113,17		
CKB0616	<input type="checkbox"/>	REMOVABLE MUDGUARD LH (N°6) (CUSHION IS RECOMMENDED FOR SEAT HEIGHT 410 & 435 MM)	NC : 0944, 0946, 1270, 1272	53,08		
SEATING OPTIONS TYPE						
SEAT CUSHION TYPE						
CKB0654	<input type="checkbox"/>	BASIC 60 MM FOAM CUSHION NYLON & ANTI-SLIP COVER	NC : 0657, 0661, 0663, 0664, 0665, 0681	33,08	 0654	
CKB0657	<input type="checkbox"/>	CLASSIC VISCO CUSHION 375X 400 MM	NC : 0661, 0681, 0701, 0702, 0703	76,78		
CKB0663	<input type="checkbox"/>	CLASSIC VISCO CUSHION 405 X 400 MM	NC : 0661, 0681, 0701, 0702, 0703	65,40		
CKB0664	<input type="checkbox"/>	CLASSIC VISCO CUSHION 430 X 430 MM	NC : 0661, 0681, 0701, 0702, 0703	65,40		
CKB0665	<input type="checkbox"/>	CLASSIC VISCO CUSHION 455 X 400 MM	NC : 0661, 0681, 0701, 0702, 0703	76,78		
CKB0659	<input type="checkbox"/>	FLO-TECH LITE CUSHION THICKNESS 55 MM	NC : 0703	123,22		 0657 / 0663 0664 / 0665

CKB0661	<input type="checkbox"/>	MATRIX FLO-TECH IMAGE CUSHION DELIVERED WITH 1 PLATILON COVER + 1 BLACK SMOOTH COVER	NC : 0681, 0703	246,45	
CKB0681	<input type="checkbox"/>	MATRIX CONTOUR VISCO NG CUSHION DELIVERED WITH 1 PLATILON COVER + 1 BLACK SMOOTH COVER	NC : 0703	76,78	
CKB0691	<input type="checkbox"/>	FLO-TECH SOLUTION XTRA CUSHION, THICKNESS 60 MM	NC : 0703	360,19	
CKB0693	<input type="checkbox"/>	MATRIX LIBRA CUSHION, THICKNESS 70 MM		293,84	
SEAT CUSHION DEPTH					
CKB0701	<input type="checkbox"/>	Depth 400 mm			<input type="radio"/>
CKB0702	<input type="checkbox"/>	Depth 450 mm			<input type="radio"/>
CKB0703	<input type="checkbox"/>	Depth 500 mm			<input type="radio"/>
OTHER SEATING OPTIONS					
CKB0656	<input type="checkbox"/>	SEAT RIGIDIZER	(Mandatory: Choose a seat cushion)		<input type="checkbox"/>
CKB0716	<input type="checkbox"/>	NECKREST BLACK PU TR26 (INCLUDING BACKBRACE EXCEPT FOR LAGUNA)	NC : 0717, 0718, 0780, 0782	60,10	
CKB0717	<input type="checkbox"/>	HEADREST BLACK PU TR26 (INCLUDING BACKBRACE EXCEPT FOR LAGUNA)	NC : 0718, 0780, 0782	199,05	
CKB0718	<input type="checkbox"/>	HEADREST WITH CHEEK SUPPORT BLACK PU TR26 (INCLUDING BACKBRACE EXCEPT FOR LAGUNA)	NC : 0780, 0782	217,06	
CKB0721	<input type="checkbox"/>	LATERAL POSITIONING PADS (PAIR)		237,91	
CKB0760	<input type="checkbox"/>	ADJUSTABLE CALF STRAP		10,43	
CKB0770	<input type="checkbox"/>	LONGER FOOTREST TUBE (UL= 450-530 MM)	NC : 0771	17,06	
CKB0771	<input type="checkbox"/>	SHORTER FOOTREST SUPPORT (PAIR) (UL= 230-430 MM)		83,41	
CKB0780	<input type="checkbox"/>	BACKBRACE	NC : 0782	47,39	
CKB0782	<input type="checkbox"/>	FOLDABLE BACKBRACE		105,21	
COLOURS					
CKB0801	<input type="checkbox"/>	SLATE GREY (RAL7024 FINE TEXTURE)			<input type="radio"/>
CKB0804	<input type="checkbox"/>	PEARL WHITE			<input type="radio"/>
CKB0806	<input type="checkbox"/>	ELECTRIC GREEN		54,03	<input type="radio"/>
CKB0807	<input type="checkbox"/>	MATT BLACK			<input type="radio"/>
CKB0811	<input type="checkbox"/>	RED MATT			<input type="radio"/>
CKB0815	<input type="checkbox"/>	WATER BLUE		54,03	<input type="radio"/>
CKB0816	<input type="checkbox"/>	NAVY BLUE			<input type="radio"/>
CKB0817	<input type="checkbox"/>	DARK PURPLE		54,03	<input type="radio"/>
CKB0820	<input type="checkbox"/>	ANTHRACITE BLACK			<input type="radio"/>
CKB0821	<input type="checkbox"/>	SPECIAL COLOUR			On Request
FRONT WHEELS					
CKB0845	<input type="checkbox"/>	200 X 32 MM (8" X 1.1/4") BLACK PNEUMATIC TYRE			<input type="radio"/>
CKB0850	<input type="checkbox"/>	200 X 30 MM (8" X 1.1/4") BLACK SOLID TYRE			<input type="radio"/>
CKB0870	<input type="checkbox"/>	200 X 45 MM (8" X 2") BLACK SOLID TYRE			<input type="radio"/>
CKB0890	<input type="checkbox"/>	150 X 30 MM (6" X 1.1/4") BLACK SOLID TYRE			<input type="checkbox"/>
CKB0895	<input type="checkbox"/>	150 X 30 MM (6" X 1.1/4") BLACK SOLID TYRE MEDIUM HARD			<input type="radio"/>
CKB0905	<input type="checkbox"/>	140 X 40 MM (5.1/2" X 1.3/4") BLACK SOLID TYRE MEDIUM HARD	NC : 0942		<input type="radio"/>
CKB0925	<input type="checkbox"/>	125 X 30 MM (5" X 1") BLACK SOLID TYRE	NC : 0942		<input type="radio"/>
REAR WHEELS					
REAR WHEEL SIZE					
CKB0942	<input type="checkbox"/>	12" - 305 mm	NC : 0961, 0962, 0974, 0978, 0982, 1020, 1030, 1050, 1055, 1060, 1075, 1110, 1111, 1150, 1160, 1161, 1162, 1210, 1220		<input type="radio"/>
CKB0944	<input type="checkbox"/>	20" - 515 mm	NC : 0961, 0963, 0964, 0978, 1040, 1110, 1130		<input type="radio"/>
CKB0946	<input type="checkbox"/>	22" - 560 mm	NC : 0964, 1110		<input type="radio"/>
CKB0948	<input type="checkbox"/>	24" - 600 mm	NC : 1111		<input type="checkbox"/>

REAR WHEELS TYPE					
CKB0961	<input type="checkbox"/>	STANDARD (BLACK HUB, COLORLESS RIM & ZINC PLATTED SPOKES)	NC : 1040, 1130	◆	 Standard  Composite
CKB0962	<input type="checkbox"/>	REINFORCED (COLORLESS HUB, CLEAR ANODIZED RIM & STAINLESS STEEL SPOKES)	NC : 1130	○	
CKB0963	<input type="checkbox"/>	DRUM BRAKE (20/22/24" : COLORLESS HUB, CLEAR ANODIZED RIM & STAINLESS STEEL SPOKES / 12" : BLACK PLASTIC HUB & RIM)	NC : 1120, 1125, 1150, 1160	○	
CKB0964	<input type="checkbox"/>	COMPOSITE (BLACK PLASTIC HUB & RIM)	NC : 0978, 1110, 1111, 1130	○	
TYRE TYPE					 1" 1.3/8" 1.3/8" 0978 0974 0972
CKB0972	<input type="checkbox"/>	TYRES SOLID BLACK 35 MM (1"3/8)		○	
CKB0974	<input type="checkbox"/>	PNEUMATIC PROFILED BLACK 35 MM (1"3/8)		○	
CKB0978	<input type="checkbox"/>	PNEUMATIC LOW PROFILE BLACK 25 MM (1")		◆	
HANDRIM TYPE					
CKB1020	<input type="checkbox"/>	ALUMINIUM PRE-ANODIZED HANDRIM		◆	
CKB1030	<input type="checkbox"/>	HANDRIM COATED IN BLACK ANTI-SLIP PLASTIC		127,01	
REAR WHEELS AXLE TYPE					
CKB1040	<input type="checkbox"/>	FIXED AXLE		○	 1055 1060
CKB1050	<input type="checkbox"/>	QUICK RELEASE AXLE		◆	
REAR WHEELS POSITION					
CKB1055	<input type="checkbox"/>	ACTIVE REAR WHEELS POSITION 52,5 MM FRONTWARD/BACKREST CANE AXLE	NC : 1130, 1252	119,43	 1070 1075
CKB1060	<input type="checkbox"/>	STANDARD REAR WHEELS POSITION 35 MM FRONTWARD/BACKREST CANE AXLE	NC : 1252	◆	
CKB1070	<input type="checkbox"/>	PASSIVE REAR WHEELS POSITION 35 MM BACKWARD/BACKREST CANE AXLE		○	
CKB1075	<input type="checkbox"/>	DUAL AMPUTEE POSITION 52,5 MM BACKWARD/BACKREST CANE AXLE,ADJUSTABLE TO 75 MM BY THE DEALER	NC : 1125, 1130	119,43	
PUMP					
CKB1090	<input type="checkbox"/>	PUMP AND SUPPORT		10,43	
CHASSIS OPTIONS TYPE					
CKB1101	<input type="checkbox"/>	FRONT WHEELS EXTENSION (+ 50 MM OUTWARD)		○	 1101
CKB1110	<input type="checkbox"/>	SPOKE GUARDS PAIR 600 MM (24") BLACK		165,88	
CKB1111	<input type="checkbox"/>	SPOKE GUARDS PAIR CLEAR		165,88	
BRAKES TYPE					
CKB1120	<input type="checkbox"/>	PUSH TO LOCK BRAKES		◆	 1120
CKB1125	<input type="checkbox"/>	PULL TO LOCK BRAKES		○	
CKB1130	<input type="checkbox"/>	ATTENDANT HUB BRAKES (INCLUDING PUSH TO LOCK BRAKES)		178,20	
CKB1150	<input type="checkbox"/>	OAD WIRE CONTROLLED BRAKE RH	NC : 1220	94,79	
CKB1160	<input type="checkbox"/>	OAD WIRE CONTROLLED BRAKE LH	NC : 1220	94,79	
SAFETY OPTIONS TYPE					
CKB1175	<input type="checkbox"/>	TRANSPORTATION BRACKETS	NC : 1252	24,64	 1175 1189 / 1192 1193 / 1194 1195 / 1196 1200
CKB1190	<input type="checkbox"/>	POSTURE BELT - PLASTIC BUCKLE	NC : 1189, 1192, 1193, 1194	31,28	
CKB1189	<input type="checkbox"/>	HIP BELT, 2-PT, CTR-PULL, PB M X 460MM PADS, FLAT-MOUNT	NC : 1192, 1193, 1194	145,97	
CKB1192	<input type="checkbox"/>	HIP BELT, 2-PT, CTR-PULL, PB L X 620MM PADS, FLAT-MOUNT	NC : 1193, 1194	152,61	
CKB1193	<input type="checkbox"/>	HIP BELT, 4-PT, CTR-PULL, PB M X 460M PADS, FLAT-MOUNT	NC : 1194	180,09	
CKB1194	<input type="checkbox"/>	HIP BELT, 4-PT, CTR-PULL, PB L X 620MM PADS, FLAT-MOUNT		181,04	
CKB1195	<input type="checkbox"/>	REAR ANTI-TIPPER (RH)	NC : 1196, 1200	○	
CKB1196	<input type="checkbox"/>	REAR ANTI-TIPPER (PAIR)	NC : 1200, 1246	79,62	
CKB1200	<input type="checkbox"/>	REAR ANTI-TIPPERS PAIR WITH TIPPING AID	NC : 1246	125,12	
CKB1210	<input type="checkbox"/>	REFLECTORS KIT		38,86	
CKB1220	<input type="checkbox"/>	BRAKE EXTENSION PAIR		10,43	

ATTENDANT OPTIONS TYPE					
CKB1240	<input type="checkbox"/>	CANE HOLDER		49,29	 1246  1270  1271 / 1272  1273
CKB1241	<input type="checkbox"/>	DRIP STAND SUPPORT WITH DRIP STAND (WITH BACKBRACE 0780 ONLY)		101,42	
CKB1246	<input type="checkbox"/>	TIPPING AID (LH)		45,50	
CKB1252	<input type="checkbox"/>	OXYGEN BOTTLE HOLDER (RH ONLY) ANTI-TIPPERS RECOMMENDED		146,92	
CKB1270	<input type="checkbox"/>	ACRYLIC TRAY	NC : 1271, 1272, 1273	72,83	
CKB1271	<input type="checkbox"/>	HALF TABLE TRAY, CLEAR, FLIP UP, RH	NC : 1272	72,83	
CKB1272	<input type="checkbox"/>	HALF TABLE TRAY, CLEAR, FLIP UP, LH		72,83	
CKB1273	<input type="checkbox"/>	COMFORT PADDING FOR HALF TABLE TRAY (WITH CKA1271 OR CKA1272 ONLY)		90,05	
ACCESSORIES (delivered separately)					
AP1493219	<input type="checkbox"/>	GUTTER WITH INDEPENDENT SIDE ROTATION, ADJUSTABLE IN HEIGHT AND DEPTH, RIGHT	Only compatible with armrest 0533, 0536, 0539, 0540, 0555	113,17	
AP1493220	<input type="checkbox"/>	GUTTER WITH INDEPENDENT SIDE ROTATION, ADJUSTABLE IN HEIGHT AND DEPTH, LEFT	Only compatible with armrest 0593, 0596, 0599, 0600, 0615	113,17	
RAMPS					
1440530	<input type="checkbox"/>	Fiberglass Folding Mono Ramp Folded dimensions: 2000 x 230 mm 16.3 kg - maximum capacity: 300 kg		1 787,68	 1440530
1654128	<input type="checkbox"/>	Basic ramp 2 telescopic parts in aluminum and non-slip coating - Folded dimensions: 1210 x 194 mm 8.8 kg per pair - maximum capacity: 270 kg		402,84	 1654128
1654129	<input type="checkbox"/>	Quick2go Compact 3-part aluminum telescopic ramp with non-slip coating Folded dimensions: 870 x 237 mm 13.6 kg per pair - maximum capacity: 260 kg		805,69	 1654129
1654130	<input type="checkbox"/>	Aluminium folding mono ramp Folded dimensions: 1824 x 714 mm 13.9 kg - maximum capacity: 300 kg		426,54	 1654130